

US00D492541S1

(12) **United States Design Patent**
Henry et al.

(10) **Patent No.:** **US D492,541 S**
(45) **Date of Patent:** **** Jul. 6, 2004**

(54) **CAKE PAN**

(75) Inventors: **Lou Henry**, New York, NY (US);
Lyndon Treacy, Brooklyn, NY (US);
Karen J. Swinford, Schaumburg, IL (US)

(73) Assignee: **Wilton Industries, Inc.**, Woodridge, IL (US)

(**) Term: **14 Years**

(21) Appl. No.: **29/189,464**

(22) Filed: **Sep. 5, 2003**

(51) **LOC (7) Cl.** **07-02**

(52) **U.S. Cl.** **D7/359; D7/672; 249/DIG. 1**

(58) **Field of Search** **D7/500, 323, 354-361, D7/672; D9/429; 99/324, 425, 426-442; 249/117, 122, 127, 155, 156, 160, DIG. 1; D21/472**

(56) **References Cited**

U.S. PATENT DOCUMENTS

D307,231 S * 4/1990 Ciaccio D7/354

D478,246 S * 8/2003 Villano et al. D7/359
D478,247 S * 8/2003 Henry et al. D7/359
D478,248 S * 8/2003 Villano et al. D7/359
D478,249 S * 8/2003 Rocco et al. D7/359
D478,250 S * 8/2003 Henry et al. D7/359
D478,466 S * 8/2003 Henry et al. D7/359

* cited by examiner

Primary Examiner—Caron D. Veynar

(74) *Attorney, Agent, or Firm*—Piper Rudnick LLP

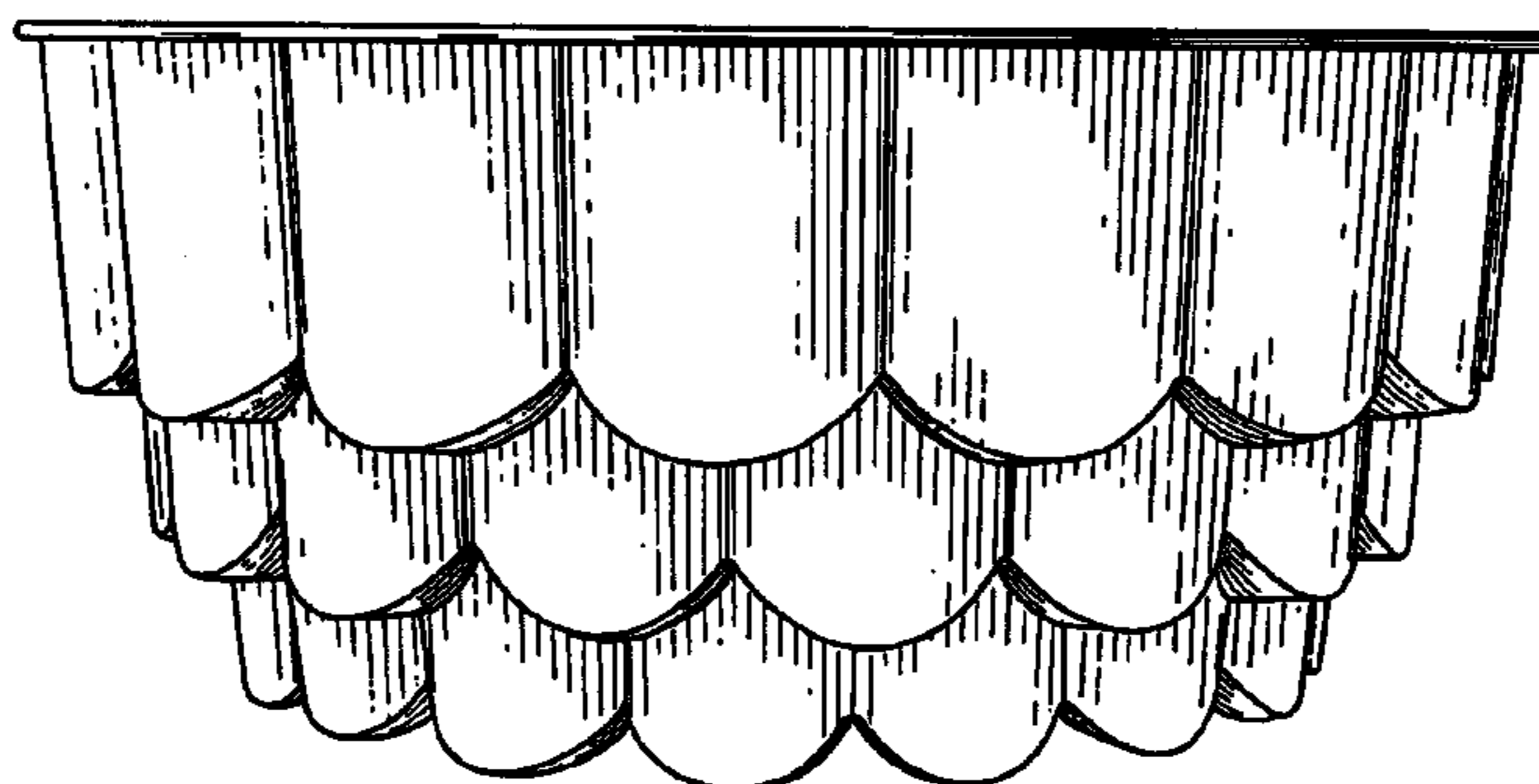
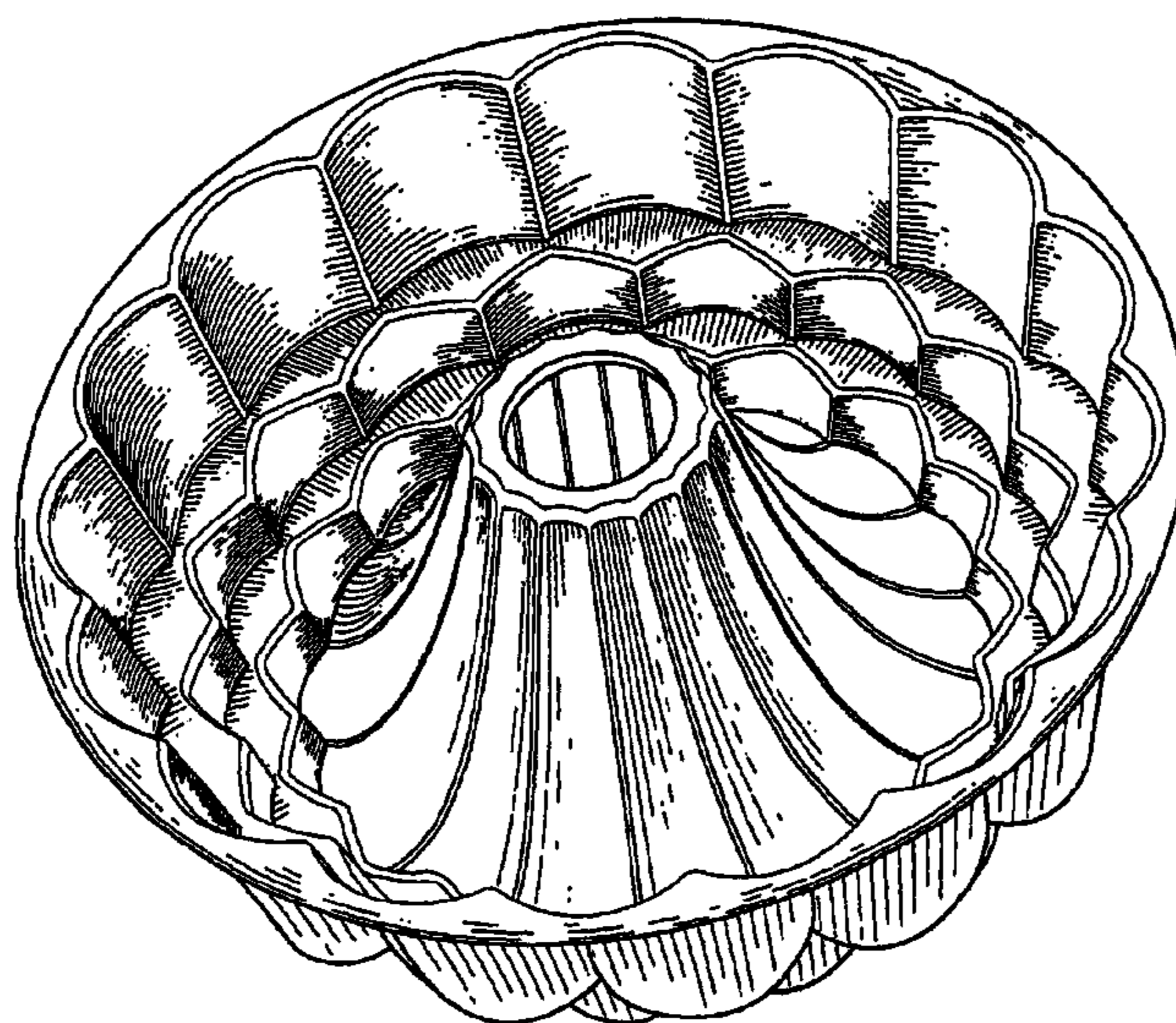
(57) **CLAIM**

The ornamental design for a cake pan, as shown and described.

DESCRIPTION

FIG. 1 is a top perspective view of the cake pan; FIG. 2 is a side elevational view of the cake pan, the opposite side, front and back views of which are identical; FIG. 3 is a top plan view of the cake pan; and, FIG. 4 is a bottom plan view of the cake pan.

1 Claim, 4 Drawing Sheets



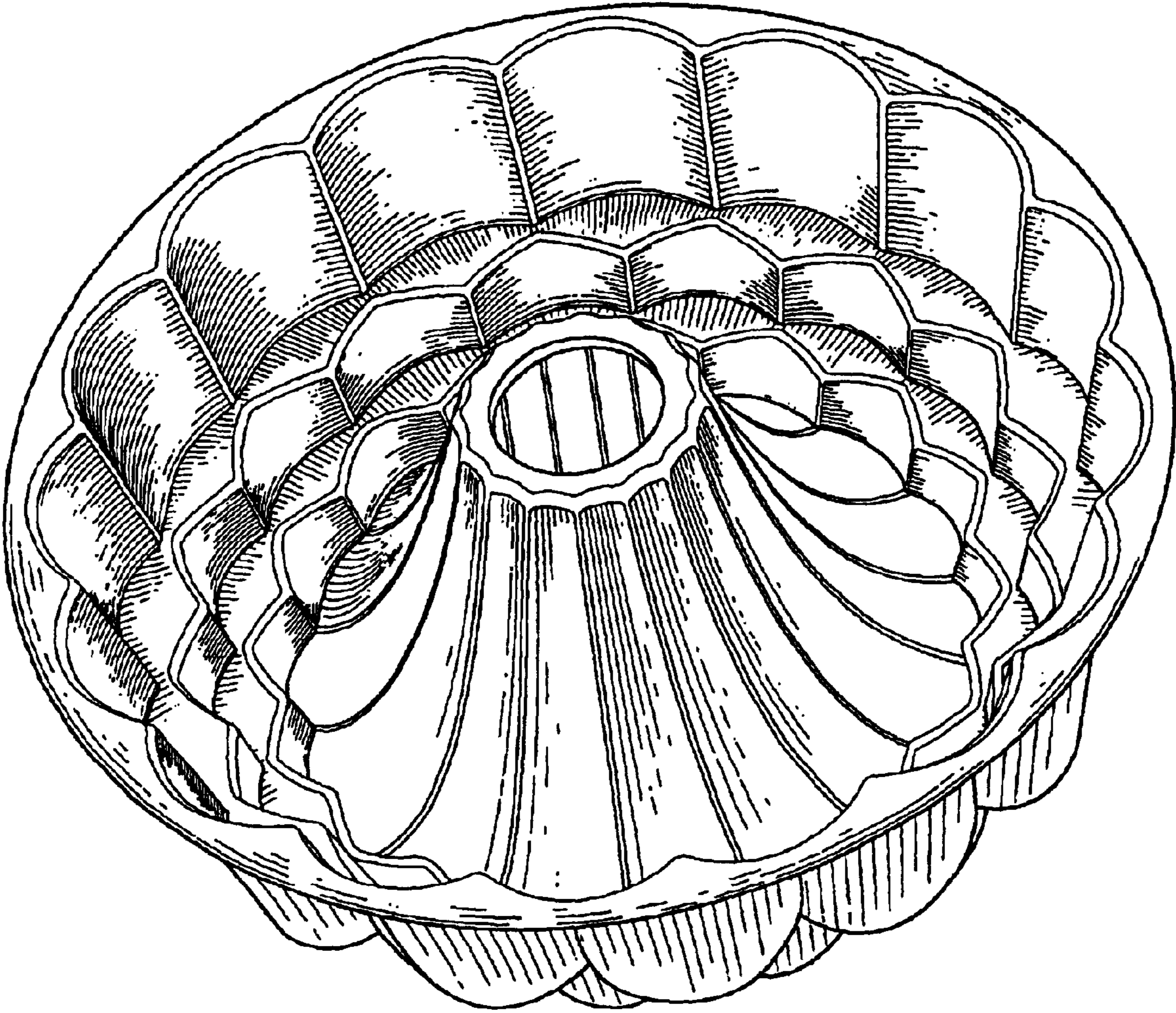


FIG. 1

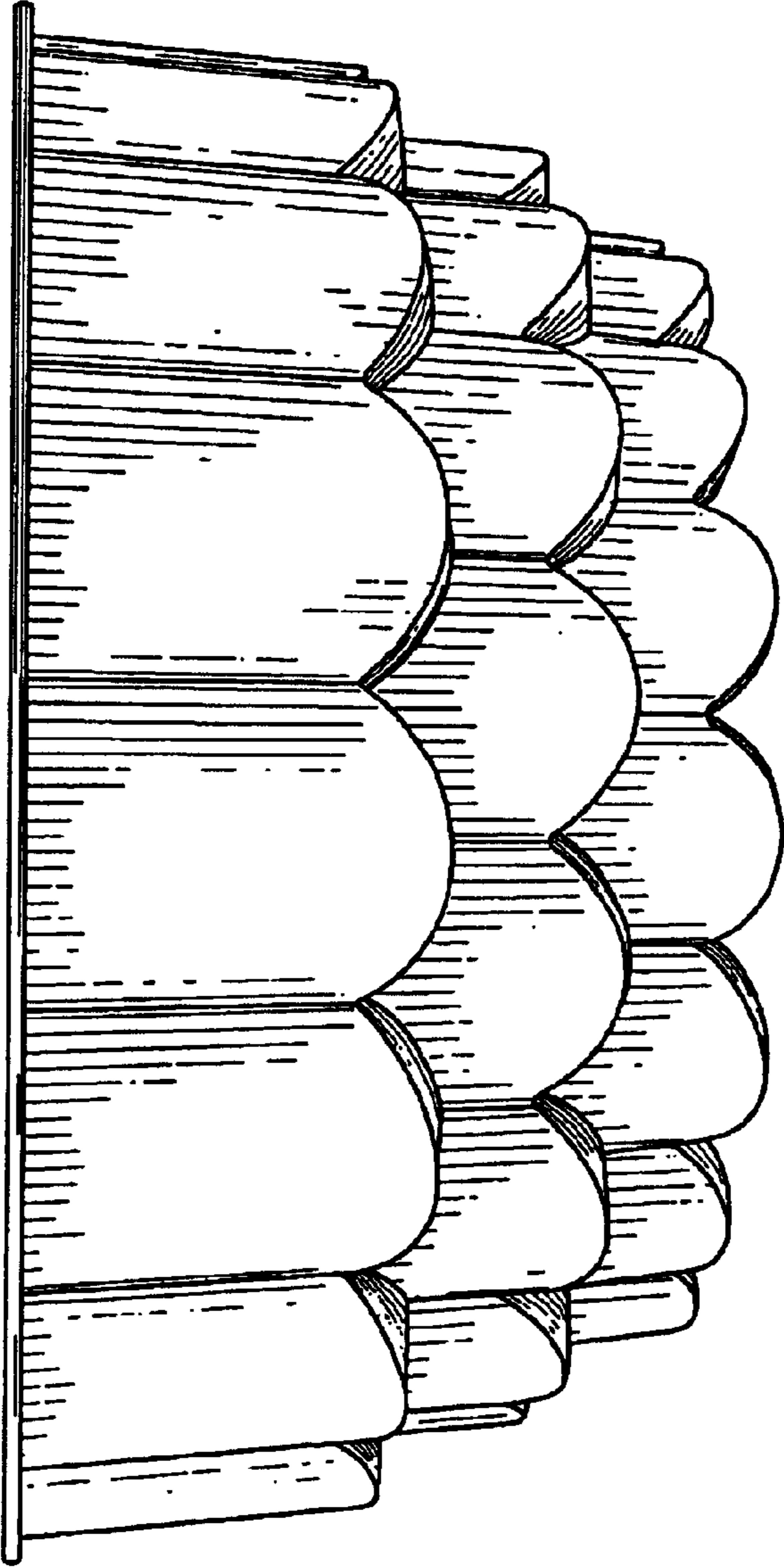


FIG. 2




FIG. 3




FIG. 4