



US00D492539S1

(12) **United States Design Patent**
Henry et al.

(10) **Patent No.:** **US D492,539 S**
(45) **Date of Patent:** **** Jul. 6, 2004**

(54) **CAKE PAN**

(75) Inventors: **Lou Henry**, New York, NY (US);
Emily Moyer, New York, NY (US);
Karen J. Swinford, Schaumburg, IL (US)

(73) Assignee: **Wilton Industries, Inc.**, Woodridge, IL (US)

(**) Term: **14 Years**

(21) Appl. No.: **29/189,525**

(22) Filed: **Sep. 5, 2003**

(51) **LOC (7) Cl.** **07-02**

(52) **U.S. Cl.** **D7/357**

(58) **Field of Search** D7/500, 323, 354-361,
D7/672; D9/429; 99/324, 425, 426-442;
249/117, 122, 127, 155, 156, 160, DIG. 1;
D21/472; 426/505

(56) **References Cited**

U.S. PATENT DOCUMENTS

D112,254 S * 11/1938 Jackson D7/357

D346,528 S * 5/1994 Crawford et al. D7/357
D347,355 S * 5/1994 Naft D7/357
D380,349 S * 7/1997 Indekeu D7/602
6,231,910 B1 * 5/2001 Ellingsworth 426/505
2002/0078833 A1 * 6/2002 Sloan et al. 99/426

* cited by examiner

Primary Examiner—Caron D. Veynar

(74) *Attorney, Agent, or Firm*—Piper Rudnick LLP

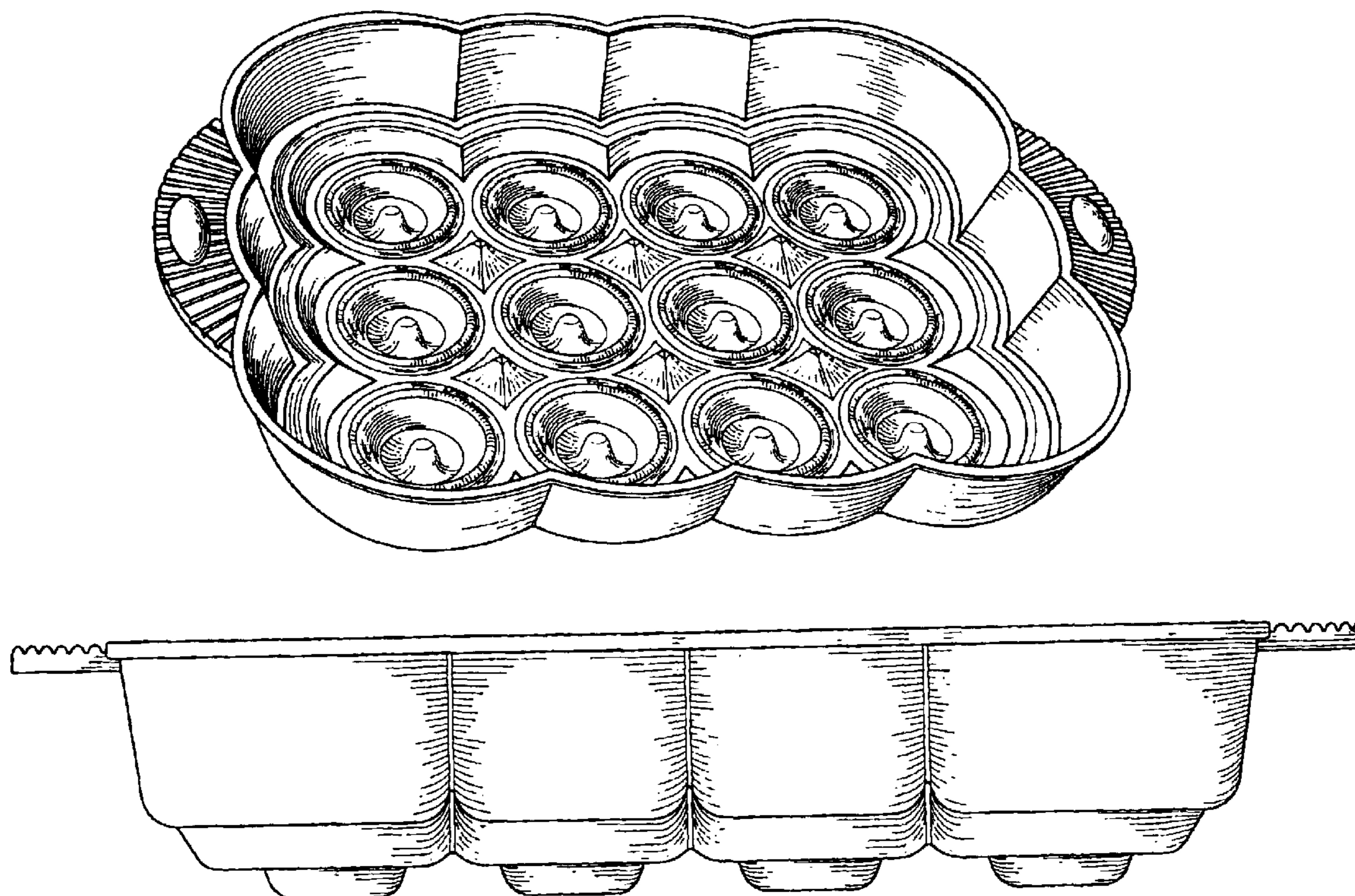
(57) **CLAIM**

The ornamental design for a cake pan, as shown and described.

DESCRIPTION

FIG. 1 is a top perspective view of the cake pan;
FIG. 2 is a side elevational view of the cake pan, the opposite side of which is an identical image;
FIG. 3 is a front elevational view of the cake pan, the back side of which is an identical image;
FIG. 4 is a bottom plan view of the cake pan; and,
FIG. 5 is a top plan view of the cake pan.

1 Claim, 5 Drawing Sheets



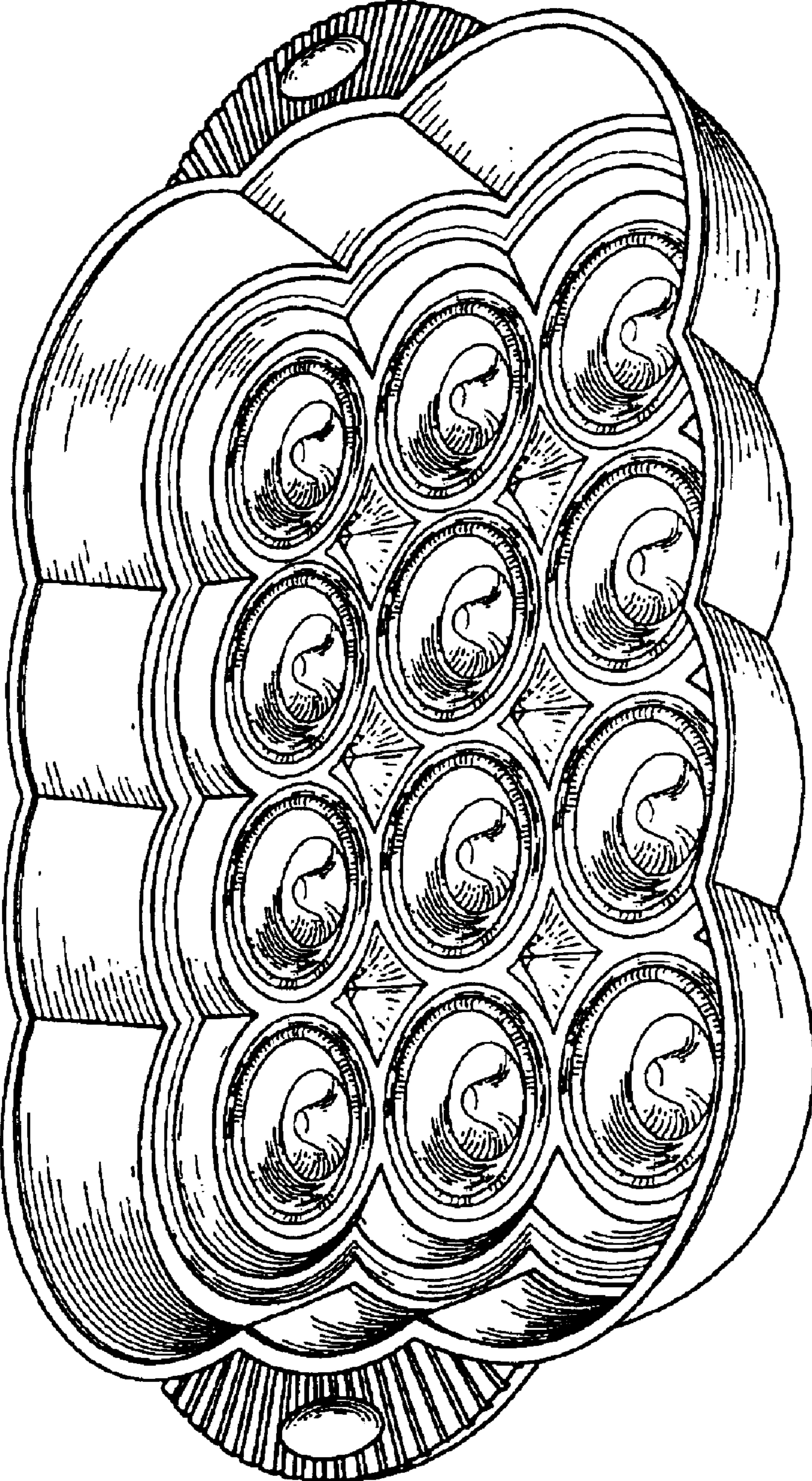


FIG. 1

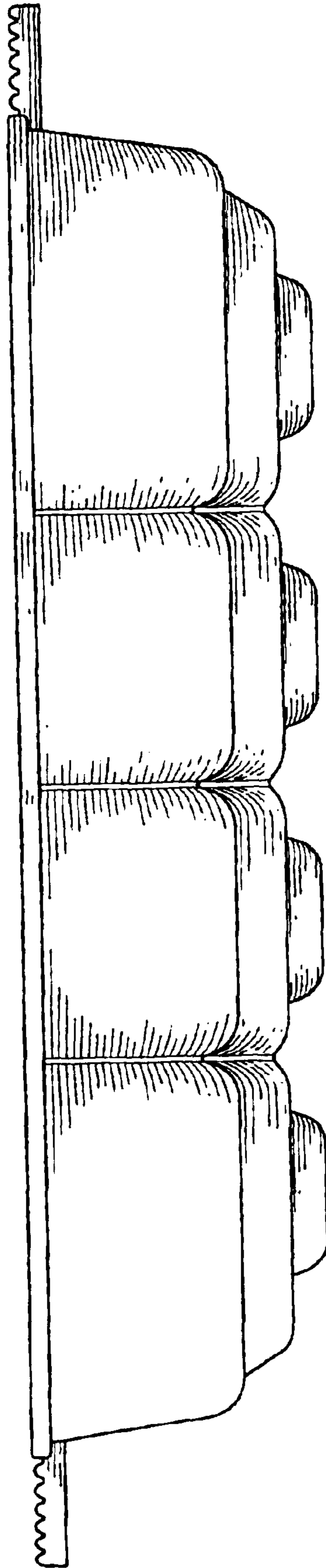


FIG. 2

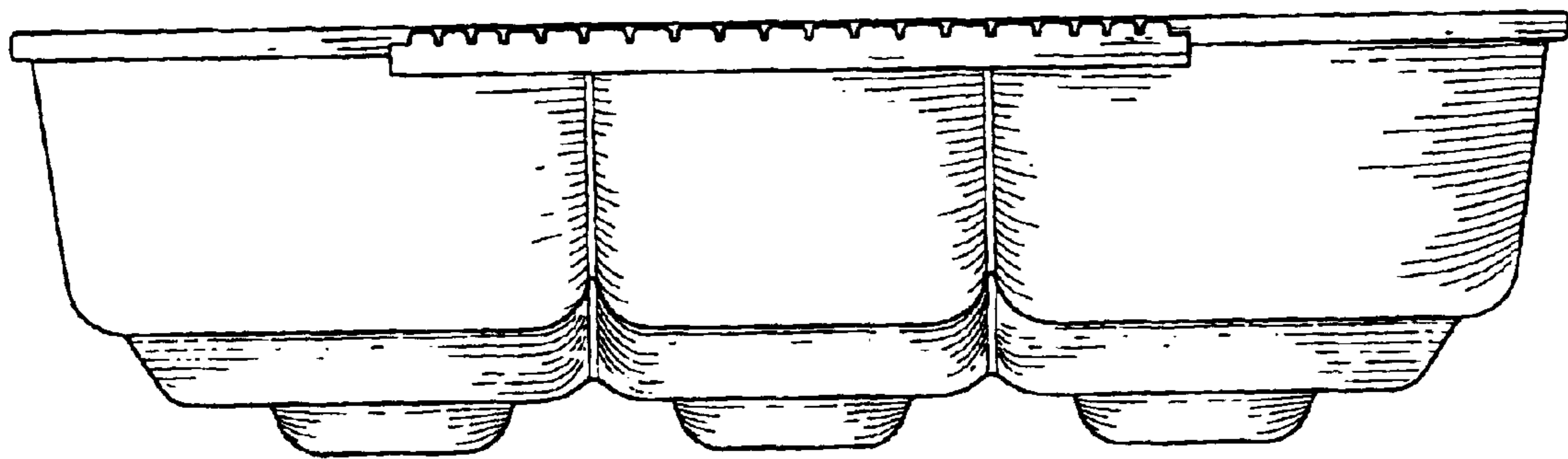


FIG. 3




FIG. 4




FIG. 5