

US00D492536S1

(12) **United States Design Patent** (10) **Patent No.:** **US D492,536 S**
Wong et al. (45) **Date of Patent:** **** Jul. 6, 2004**

(54) **TOASTER**
 (75) Inventors: **David T. Wong**, Hung Hom (HK);
Vincent M. L. Ng, West District (HK)
 (73) Assignee: **HP Intellectual Corp.**, Wilmington, DE
 (US)
 (**) Term: **14 Years**

D391,805 S 3/1998 Barthelemy et al.
 D396,164 S 7/1998 Stutzer et al.
 5,960,702 A 10/1999 Thiriat et al.
 D417,119 S * 11/1999 Alonge et al. D7/330
 D418,002 S * 12/1999 Carbone D7/330
 D422,833 S * 4/2000 Cruz et al. D7/330
 D423,865 S * 5/2000 Gaynor et al. D7/330
 D423,866 S * 5/2000 Parker et al. D7/330
 D442,817 S 5/2001 Demore

(21) Appl. No.: **29/185,193**
 (22) Filed: **Jun. 25, 2003**

(51) **LOC (7) Cl.** **07-02**
 (52) **U.S. Cl.** **D7/330**
 (58) **Field of Search** D7/328-330, 390;
 99/324, 331-335, 385-402

FOREIGN PATENT DOCUMENTS

GB 2039401 * 12/1993
 GB 2046120 * 10/1994
 WO WO 00/16675 3/2000

OTHER PUBLICATIONS

Black & Decker Household Products web site. www.householdproductsinc.com. Press release Feb. 7, 2002. Versa Toast toaster T1200 & 1400.*
 Black & Decker^R Collection 2000-2001 Catalog, p. 14.

(56) **References Cited**

U.S. PATENT DOCUMENTS

1,656,848 A 1/1928 Wyatt
 1,762,176 A 6/1930 Kuhn et al.
 1,809,172 A 6/1931 LeSauvage
 1,828,400 A 10/1931 Endorf
 2,140,158 A 12/1938 Knapp
 2,262,498 A 11/1941 Holm-Hansen
 2,357,288 A 9/1944 Ricard
 D177,503 S * 4/1956 Hunt D7/330
 3,347,153 A 10/1967 Sutton
 D209,361 S 11/1967 Sutton
 D209,362 S 11/1967 Sutton
 D244,341 S 5/1977 Hanson et al.
 4,924,049 A 5/1990 Dexter, Jr.
 D336,402 S 6/1993 Del Fresno
 D377,133 S 1/1997 Stutzer et al.
 D377,578 S 1/1997 Barthelemy et al.
 D378,971 S 4/1997 Cruz
 D379,899 S 6/1997 Barthelemy et al.
 D389,371 S 1/1998 Thiebold et al.

* cited by examiner

Primary Examiner—Caron D. Veynar
 (74) *Attorney, Agent, or Firm*—Barry E. Deutsch

(57) **CLAIM**

The ornamental design for a toaster, as shown and described.

DESCRIPTION

FIG. 1 is a perspective view, taken from the front, right side, and top, illustrating our new design of a toaster;
 FIG. 2 is a left side elevation view thereof;
 FIG. 3 is a front elevation view thereof;
 FIG. 4 is a right side elevation view thereof;
 FIG. 5 is a rear elevation view thereof;
 FIG. 6 is a top plan view thereof; and,
 FIG. 7 is a bottom plan view thereof.

1 Claim, 4 Drawing Sheets

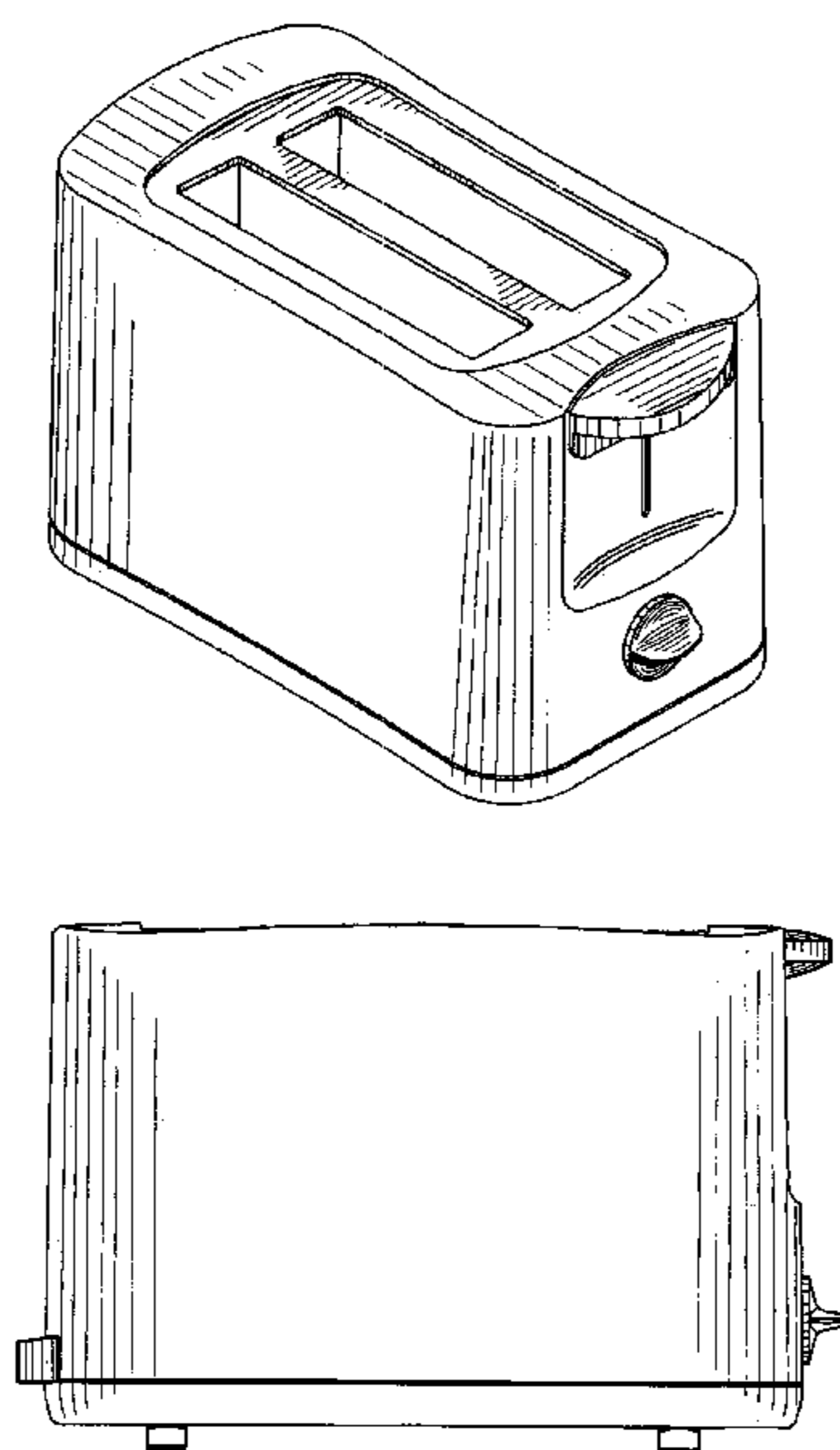


FIG. 1

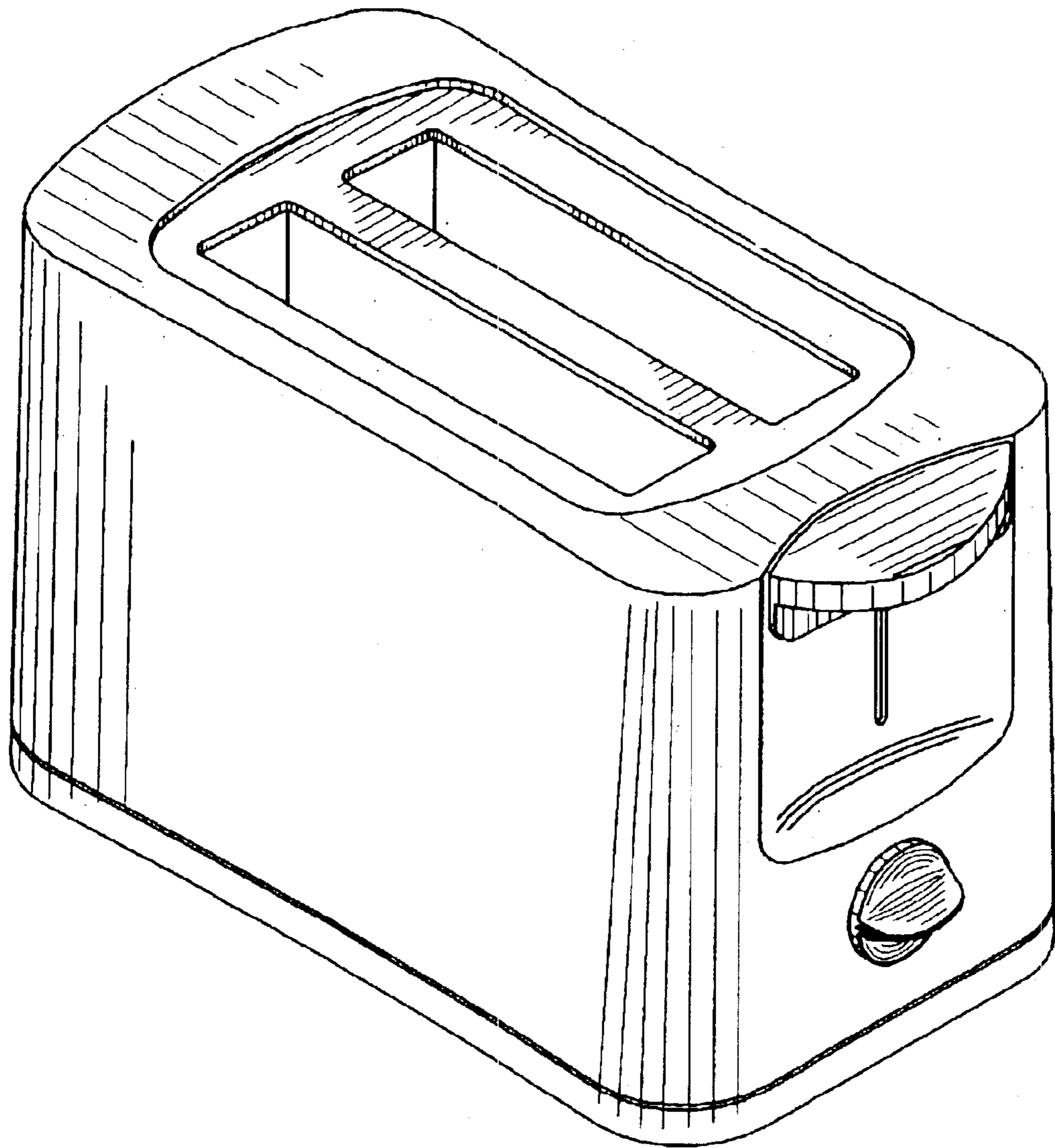


FIG. 3




FIG. 2

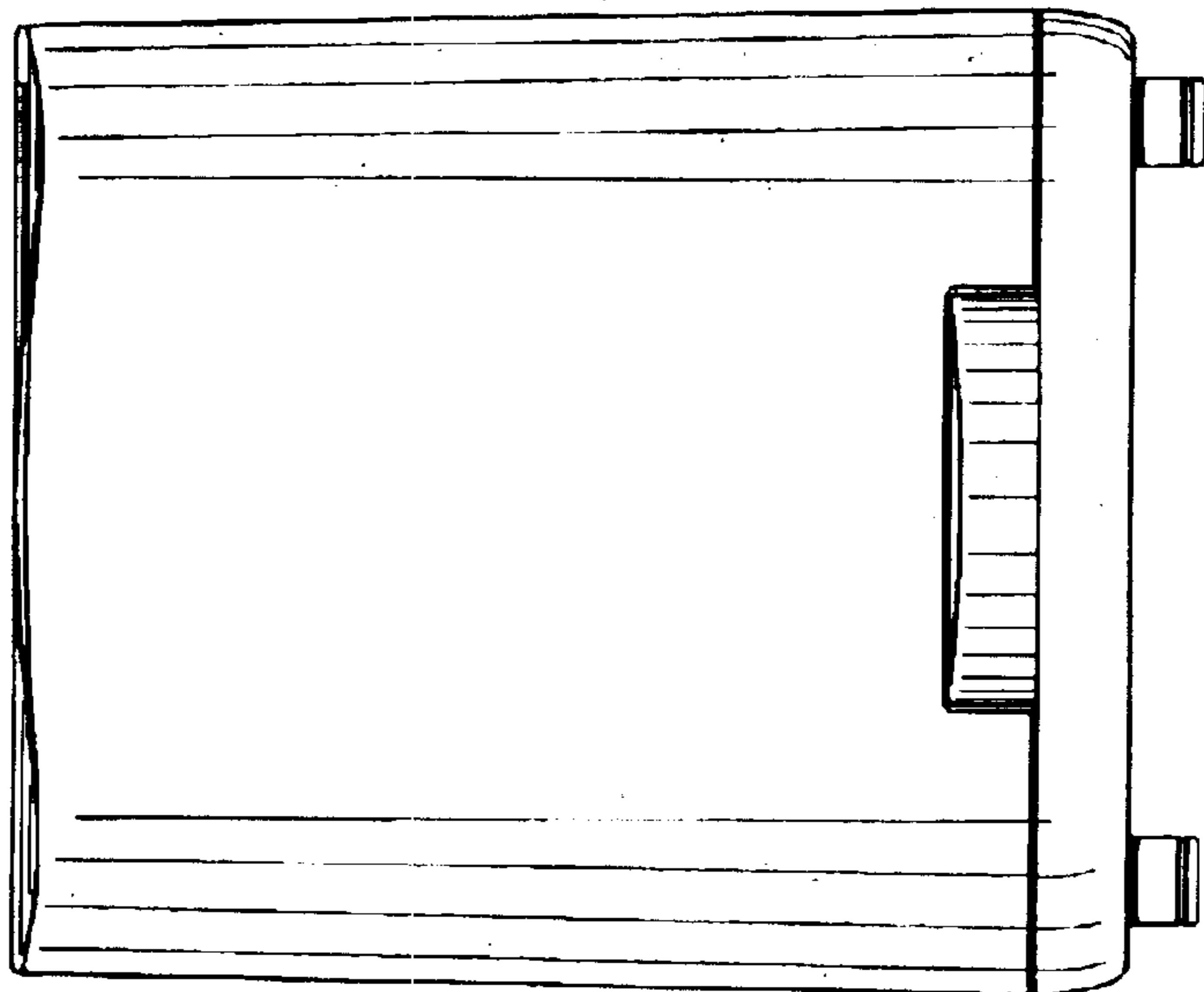


FIG. 5




FIG. 4

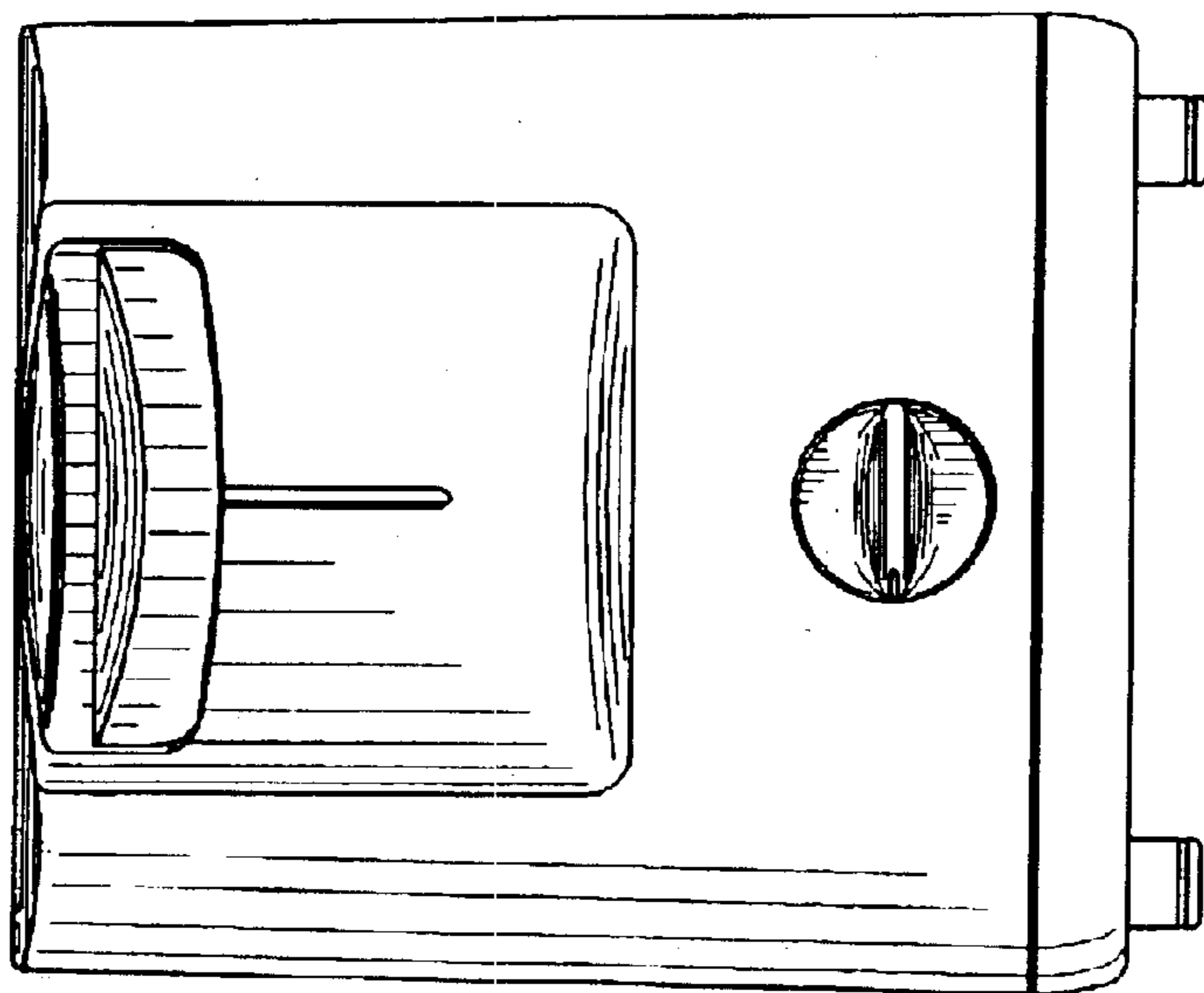


FIG. 6

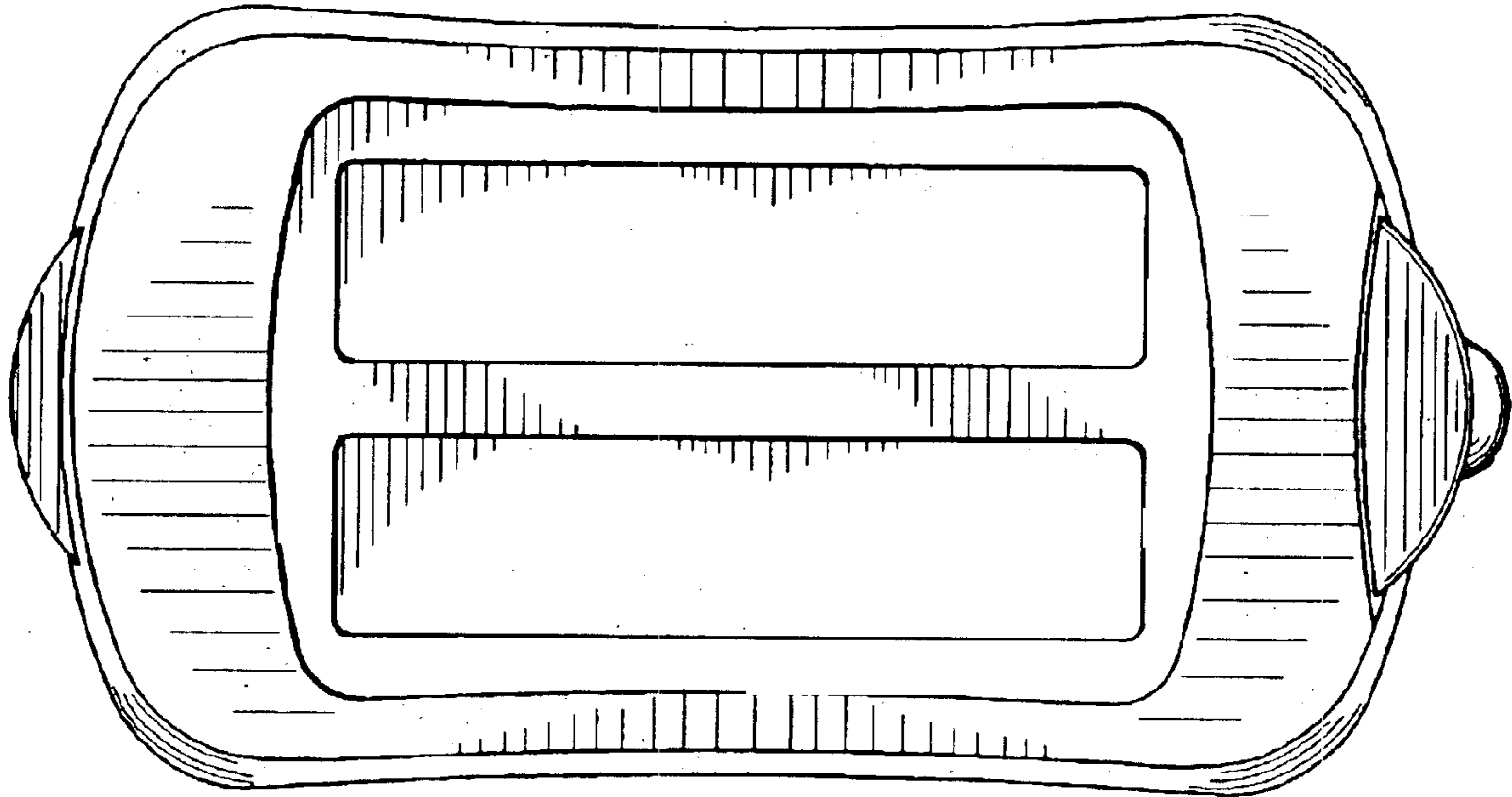


FIG. 7

