

US00D492533S1

(12) **United States Design Patent**  
**Cole**

(10) **Patent No.:** **US D492,533 S**  
(45) **Date of Patent:** **\*\* Jul. 6, 2004**

(54) **SIDE POSTURE PILLOW**

(76) **Inventor:** **Larry Cole, 959 White Station Rd.,  
Memphis, TN (US) 38117**

(\*\*) **Term:** **14 Years**

(21) **Appl. No.:** **29/177,897**

(22) **Filed:** **Mar. 18, 2003**

**Related U.S. Application Data**

(63) Continuation-in-part of application No. 29/166,475, filed on Aug. 28, 2002, now Pat. No. Des. 475,881.

(51) **LOC (7) Cl.** ..... **06-09**

(52) **U.S. Cl.** ..... **D6/601**

(58) **Field of Search** ..... D6/595-598, 601,  
D6/604, 611; D24/183; 5/630, 632-633,  
636-638, 640, 644, 652, 652.1, 653, 654,  
655, 655.3, 655.4, 655.9, 656, 657.5, 907,  
945; 224/153, 155, 584, 907; 297/129,  
180.11, 188.2, 188.12, 195.1, 199, 219.1,  
225, 228.1, 229, 452.41

(56) **References Cited**

**U.S. PATENT DOCUMENTS**

D94,702 S \* 2/1935 Marks ..... 5/636  
D201,492 S \* 6/1965 Jacobson ..... D6/601  
5,109,557 A \* 5/1992 Koy et al. .... 5/655  
D382,435 S \* 8/1997 Schaffner et al. .... D6/596  
D416,159 S \* 11/1999 Porter ..... D6/596  
D416,745 S \* 11/1999 Noyes ..... D6/601  
5,987,674 A \* 11/1999 Schaffner et al. .... 5/630  
D418,987 S \* 1/2000 Panton ..... D6/601  
D419,819 S \* 2/2000 Bartoli ..... D6/601

6,052,848 A \* 4/2000 Kelly ..... 5/630  
6,253,400 B1 \* 7/2001 Rudt-Sturzenegger et al. . 5/630  
D453,653 S \* 2/2002 Tunnell ..... D6/601  
6,499,164 B1 \* 12/2002 Leach ..... 5/630  
D474,059 S \* 5/2003 Cartwright ..... D6/601  
D475,881 S \* 6/2003 Cole ..... D6/601

\* cited by examiner

*Primary Examiner*—James Gandy

*Assistant Examiner*—T. Chase Nelson

(74) *Attorney, Agent, or Firm*—Walker, McKenzie & Walker, PC

(57) **CLAIM**

The ornamental design for a side posture pillow, as shown and described.

**DESCRIPTION**

FIG. 1 is a front plan view of a side posture pillow, showing my new design, the rear plan being a mirror image thereof. FIG. 2 is a bottom elevation of the side posture pillow of FIG. 1.

FIG. 3 is a right side elevation view of the side posture pillow of FIG. 1.

FIG. 4 is a left side elevation of the side posture pillow of FIG. 1.

FIG. 5 is a cross sectional view as taken on line 5—5 of FIG. 1; and,

FIG. 6 is a top elevation view of the side posture pillow of FIG. 1.

The cross sectional view in FIG. 5 is shown to illustrate the exterior contour and shape of the side posture pillow of FIG. 1, not to limit the invention to the interior design or properties thereof.

**1 Claim, 2 Drawing Sheets**

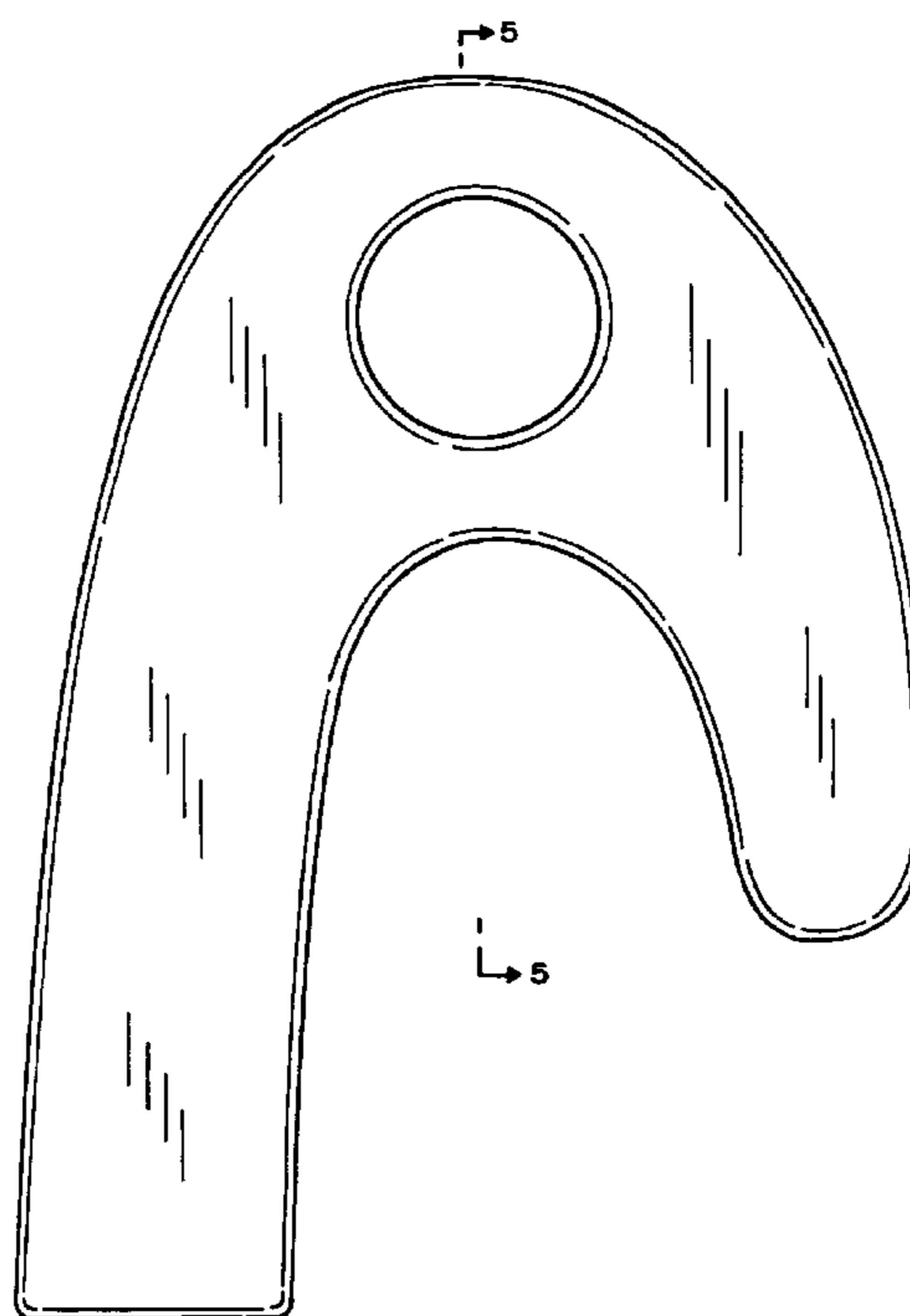


FIG. 1

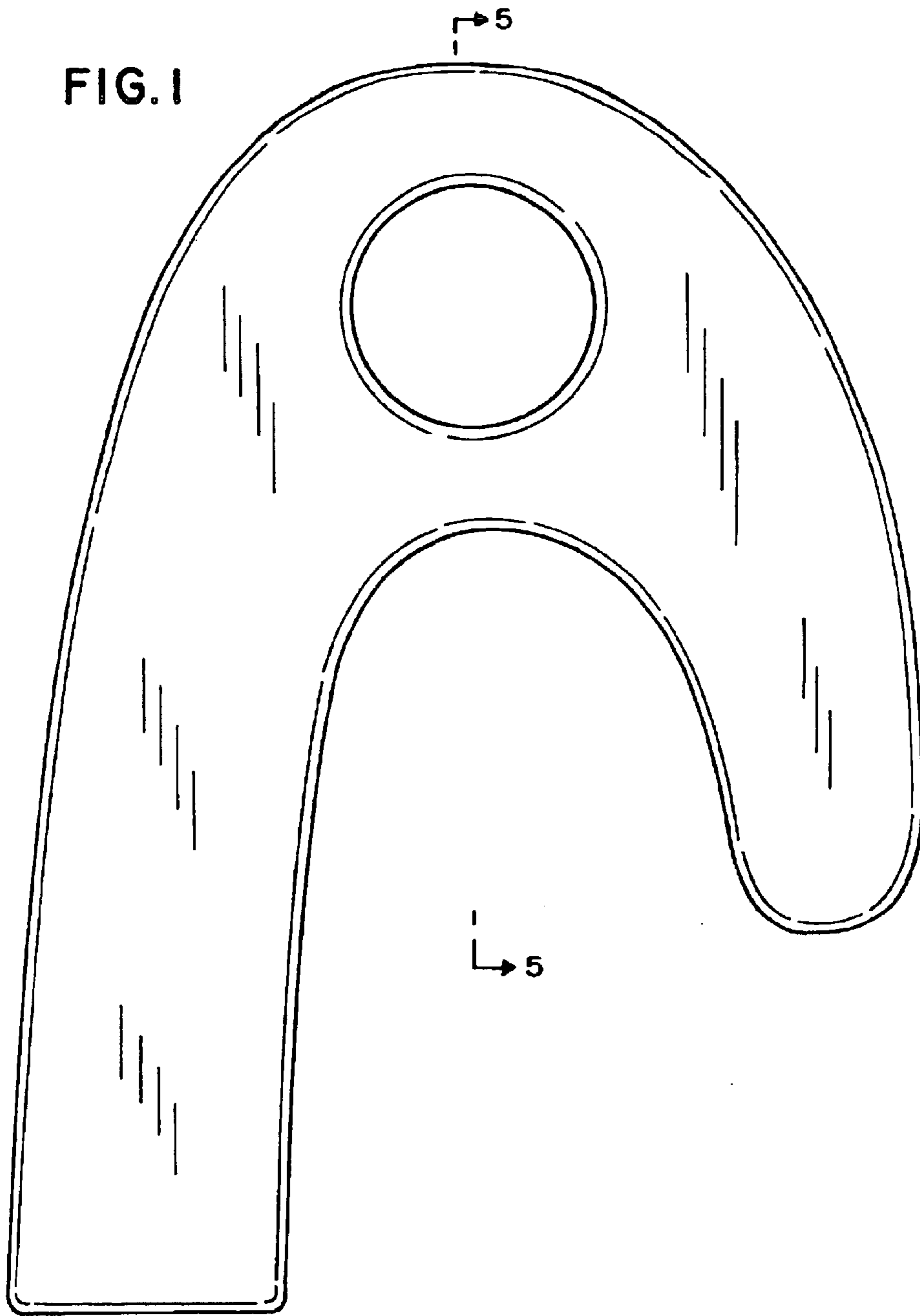


FIG. 2




FIG. 3




FIG. 4




FIG. 5




FIG. 6

