

US00D492518S1

(12) **United States Design Patent**
Lenger

(10) **Patent No.: US D492,518 S**
(45) **Date of Patent: ** Jul. 6, 2004**

(54) **FURNITURE CHEST COMPONENT**

(75) **Inventor: Sidney A. Lenger, Kernersville, NC (US)**

(73) **Assignee: American Signature, Inc., Columbus, OH (US)**

(**) **Term: 14 Years**

(21) **Appl. No.: 29/189,838**

(22) **Filed: Sep. 11, 2003**

Related U.S. Application Data

(62) Division of application No. 29/178,121, filed on Mar. 21, 2003, which is a division of application No. 29/164,153, filed on Jul. 18, 2002, now Pat. No. Des. 476,505.

(51) **LOC (7) Cl. 06-06**

(52) **U.S. Cl. D6/495**

(58) **Field of Search D6/432-448, 491, D6/495, 509**

(56) **References Cited**

U.S. PATENT DOCUMENTS

D252,726 S	8/1979	Keller	D6/446
D272,397 S	1/1984	West	D6/448
D272,398 S	1/1984	West	D6/448
D272,495 S	2/1984	Kemp, III et al.	D6/448

D272,497 S	2/1984	Kemp, III et al.	D6/448
D334,305 S	3/1993	Wheeless et al.	D6/445
D445,596 S	* 7/2001	Stout et al.	D6/446
D446,049 S	* 8/2001	Stout et al.	D6/446
D464,826 S	* 10/2002	Tobin, Jr.	D6/470
D465,351 S	* 11/2002	Tobin, Jr.	D6/439

* cited by examiner

Primary Examiner—Cathron Brooks

(74) *Attorney, Agent, or Firm*—Wood, Herron & Evans, L.L.P.

(57) **CLAIM**

The ornamental design for furniture chest component, as shown and described.

DESCRIPTION

FIG. 1 is a front elevational view of my new design for a furniture chest component.

FIG. 2 is a right-side elevational view thereof, with the left-side elevational view being a mirror image thereof.

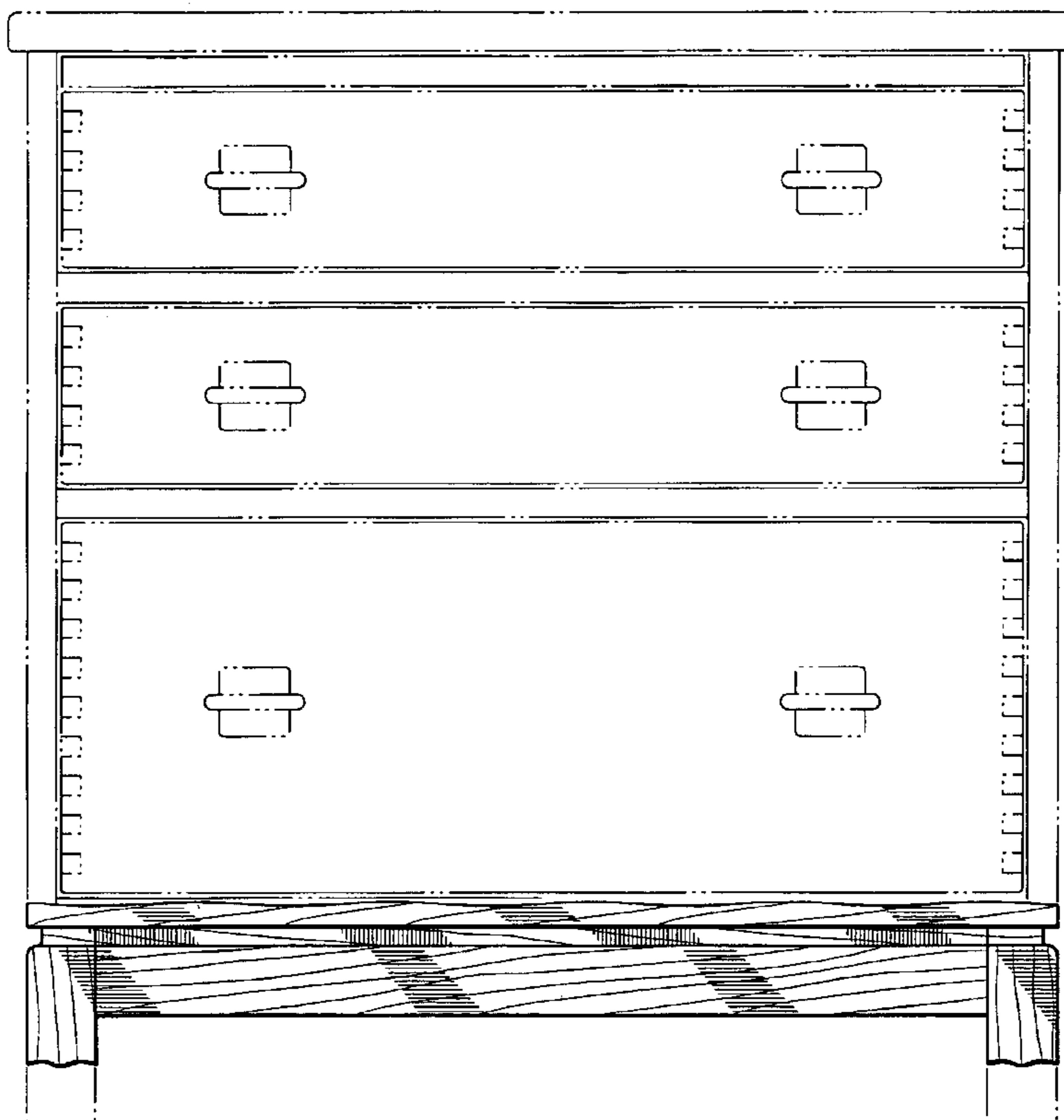
FIG. 3 is a rear elevational view thereof.

FIG. 4 is a top plan view thereof; and,

FIG. 5 is a bottom plan view thereof.

The broken line elements of the chest are solely to illustrate the environment of my design, and form no part of the claimed design.

1 Claim, 4 Drawing Sheets



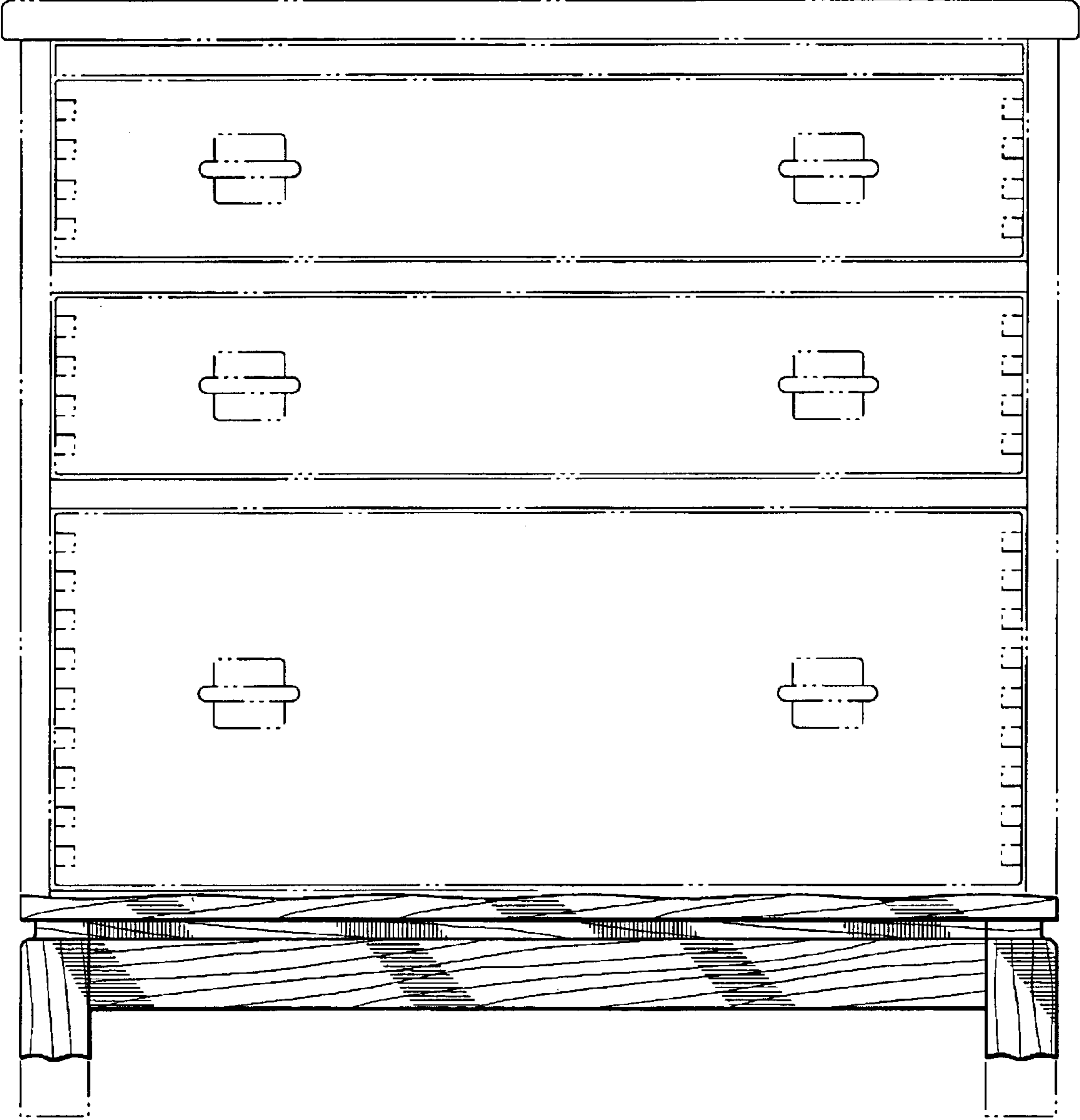


FIG. 1




FIG. 2

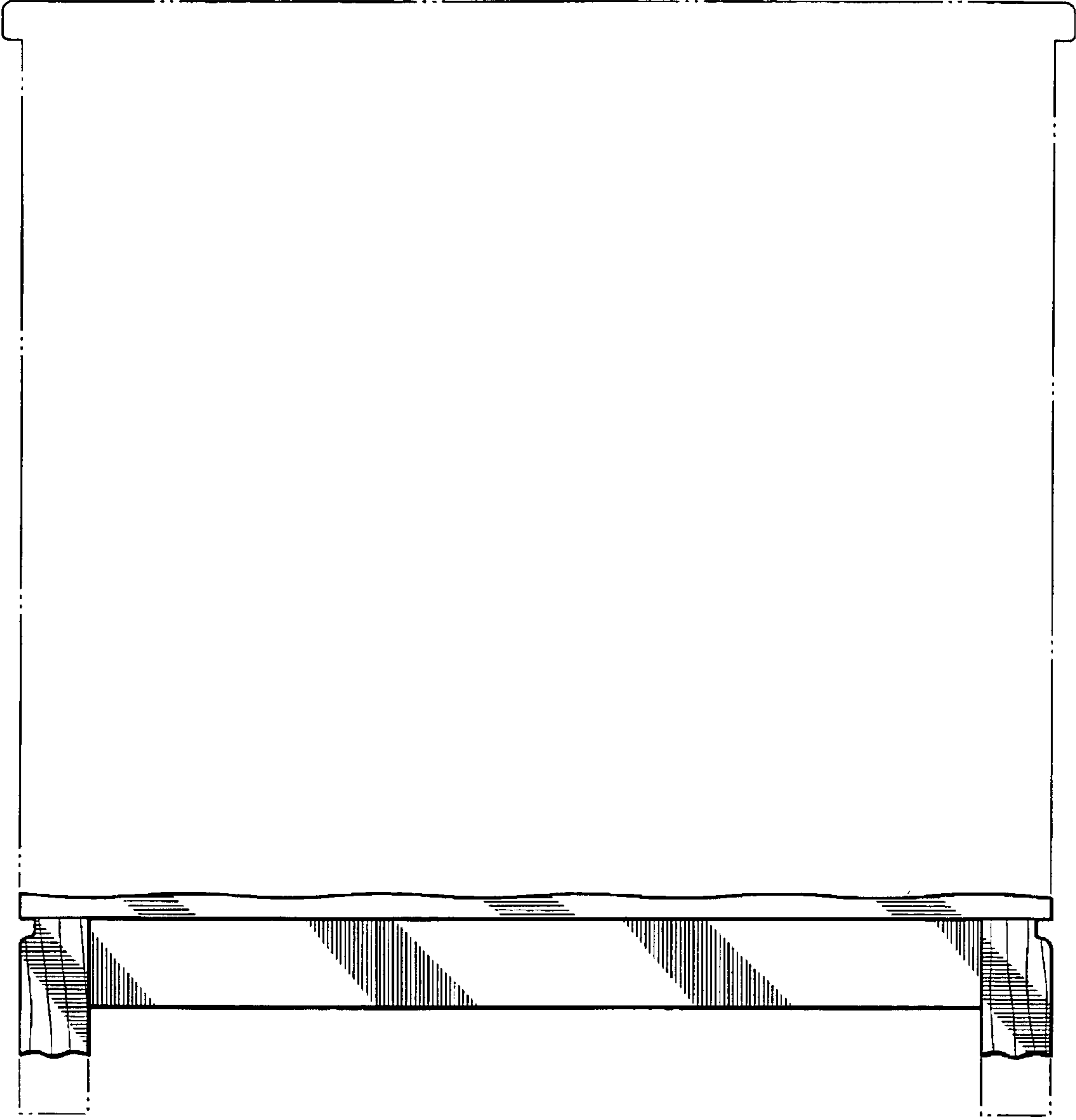


FIG. 3




FIG. 4

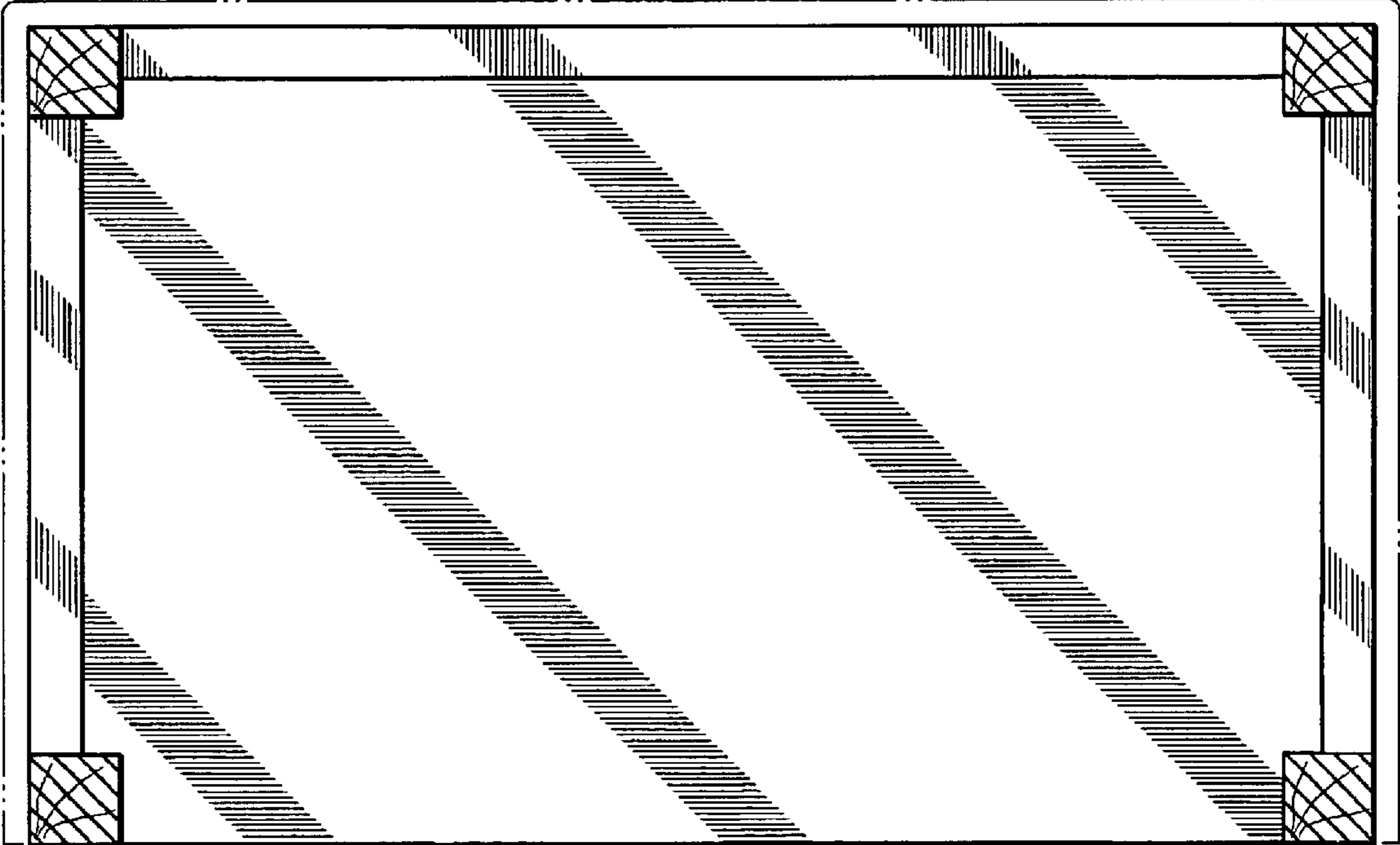


FIG. 5