

US00D492516S1

(12) **United States Design Patent** (10) **Patent No.:** **US D492,516 S**  
**Nemec et al.** (45) **Date of Patent:** **\*\* Jul. 6, 2004**

(54) **PERFORATED END PANEL FOR A STORAGE CABINET OR THE LIKE**

(75) Inventors: **Brian R. Nemec**, Delavan, WI (US);  
**Cory R. Boudreau**, Madison, WI (US);  
**William Lindeman**, Marshall, WI (US);  
**Ami Marie Verhalen**, Sun Prairie, WI (US);  
**Richard A. Nelipovich**, Madison, WI (US)

(73) Assignee: **Spacesaver Corporation**, Fort Atkinson, WI (US)

(\*\*) Term: **14 Years**

(21) Appl. No.: **29/180,869**

(22) Filed: **May 1, 2003**

**Related U.S. Application Data**

(62) Division of application No. 29/162,034, filed on Jun. 7, 2002, now Pat. No. Des. 477,937.

(51) **LOC (7) Cl.** ..... **06-06**

(52) **U.S. Cl.** ..... **D6/492**

(58) **Field of Search** ..... D6/432-448, 470, D6/491, 492, 494, 509, 510; 312/107, 114, 117, 198, 204, 224, 257.1, 278, 279; D14/439, 441

(56) **References Cited**

**U.S. PATENT DOCUMENTS**

2,265,671 A 12/1941 Quadri

2,347,985 A	5/1944	Beersman	
D328,171 S	7/1992	Hikawa	
D370,580 S	6/1996	Keller et al.	
D388,268 S	12/1997	Hahn	
D394,430 S	* 5/1998	Dingman et al.	D14/115
D403,902 S	1/1999	Schwartz	
D405,616 S	* 2/1999	Hellwig et al.	D6/332
D417,099 S	11/1999	Johnson, Jr.	
D419,333 S	* 1/2000	Verbeek et al.	D6/445
D419,799 S	* 2/2000	King et al.	D6/494
D427,783 S	7/2000	Luedke	
D430,760 S	9/2000	Maitland-Smith	
D438,034 S	2/2001	Jermain	
D472,689 S	* 4/2003	Benn	D34/27
D481,222 S	* 10/2003	Tsai	D6/448

\* cited by examiner

*Primary Examiner*—Cathron C. Brooks

(74) *Attorney, Agent, or Firm*—Boyle, Fredrickson, Newholm, Stein & Gratz, S.C.


(57) **CLAIM**

The ornamental design for a perforated end panel for a storage cabinet or the like, as shown and described.

**DESCRIPTION**

FIG. 1 is an isometric view of a perforated end panel for a storage cabinet or the like incorporating our new design; FIG. 2 is a front elevation view thereof; FIG. 3 is a side elevation view thereof; and, FIG. 4 is a top plan view thereof. The broken lines are for illustrative purposes only and form no part of the claimed design.

**1 Claim, 2 Drawing Sheets**



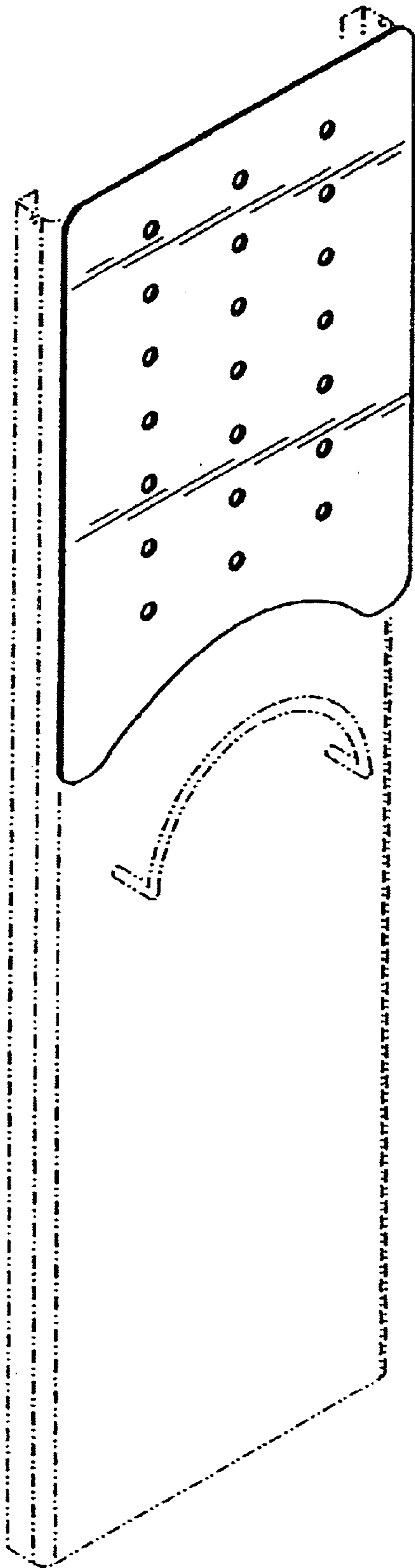


FIG. 1

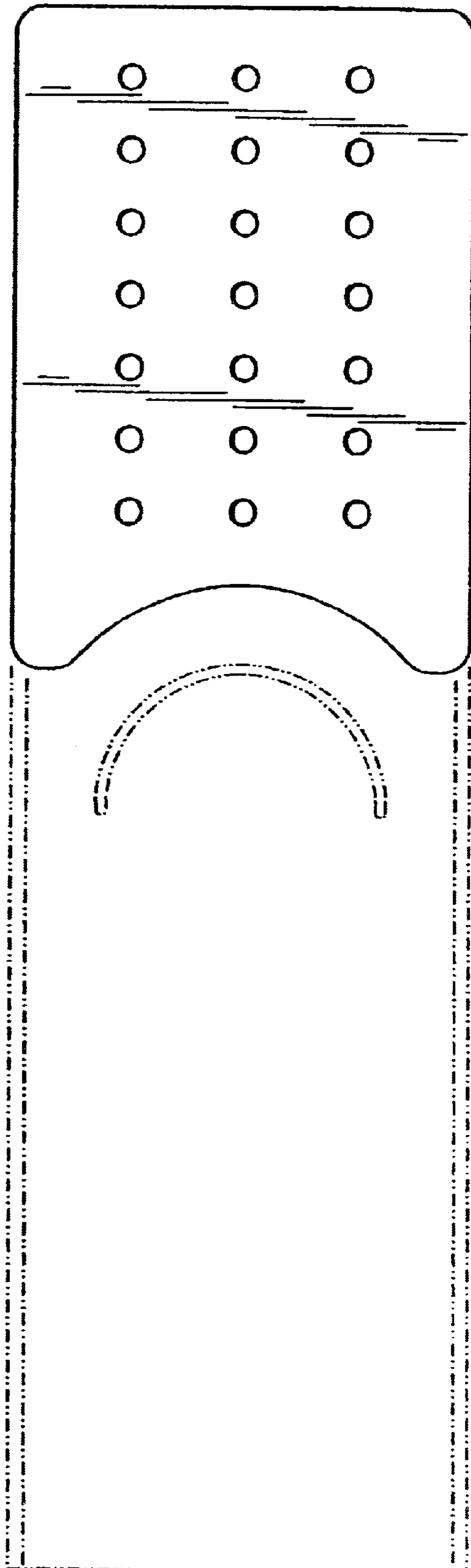


FIG. 2

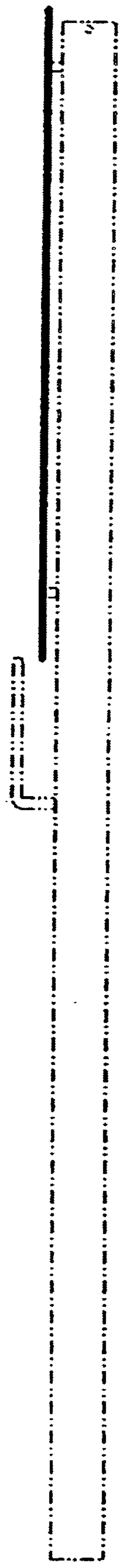


FIG. 3




FIG. 4