

US00D492505S1

(12) **United States Design Patent**  
**Newhouse**

(10) **Patent No.: US D492,505 S**  
(45) **Date of Patent: \*\* Jul. 6, 2004**

(54) **FOLDING CONFERENCE/TRAINING TABLE WITH CURVED FOOT CASTING**

D445,606 S \* 7/2001 Mourgue ..... D6/480

(76) Inventor: **Thomas James Newhouse**, O-10923  
2<sup>nd</sup> Ave., Grand Rapids, MI (US)  
49544-6753

(\*\*) Term: **14 Years**

(21) Appl. No.: **29/178,824**

(22) Filed: **Apr. 1, 2003**

(51) **LOC (7) Cl. .... 06-03**

(52) **U.S. Cl. .... D6/429; D6/480**

(58) **Field of Search** ..... D6/480-489, 495-499,  
D6/511, 422, 426, 427; 108/153.1, 155,  
156, 157.1, 161, 50.01, 50.02, 150; 248/188,  
188.1, 188.7, 188.8

(56) **References Cited**

**U.S. PATENT DOCUMENTS**

1,875,377 A \* 9/1932 Hanson ..... 108/150  
2,719,771 A \* 10/1955 Hoven et al. .... 108/150  
D443,440 S \* 6/2001 Deimen et al. .... D6/480

**OTHER PUBLICATIONS**

Versteel, p. 2, table at far left.\*

\* cited by examiner

*Primary Examiner*—Janice E. Seeger  
(74) *Attorney, Agent, or Firm*—McGarry Bair PC

(57) **CLAIM**

The design for a folding conference/training table with curved foot casting, as shown and described.

**DESCRIPTION**

FIG. 1 is a perspective view of the ornamental design for a folding conference/training table with curved foot casting according to the invention.

FIG. 2 is a top plan view of the table of FIG. 1.

FIG. 3 is a bottom plan view of the table of FIG. 1.

FIG. 4 is a left elevational view of the table of FIG. 1.

FIG. 5 is a right elevational view of the table of FIG. 1; and,

FIG. 6 is a front elevational view of the table of FIG. 1.

**1 Claim, 4 Drawing Sheets**





Fig. 1




Fig. 2


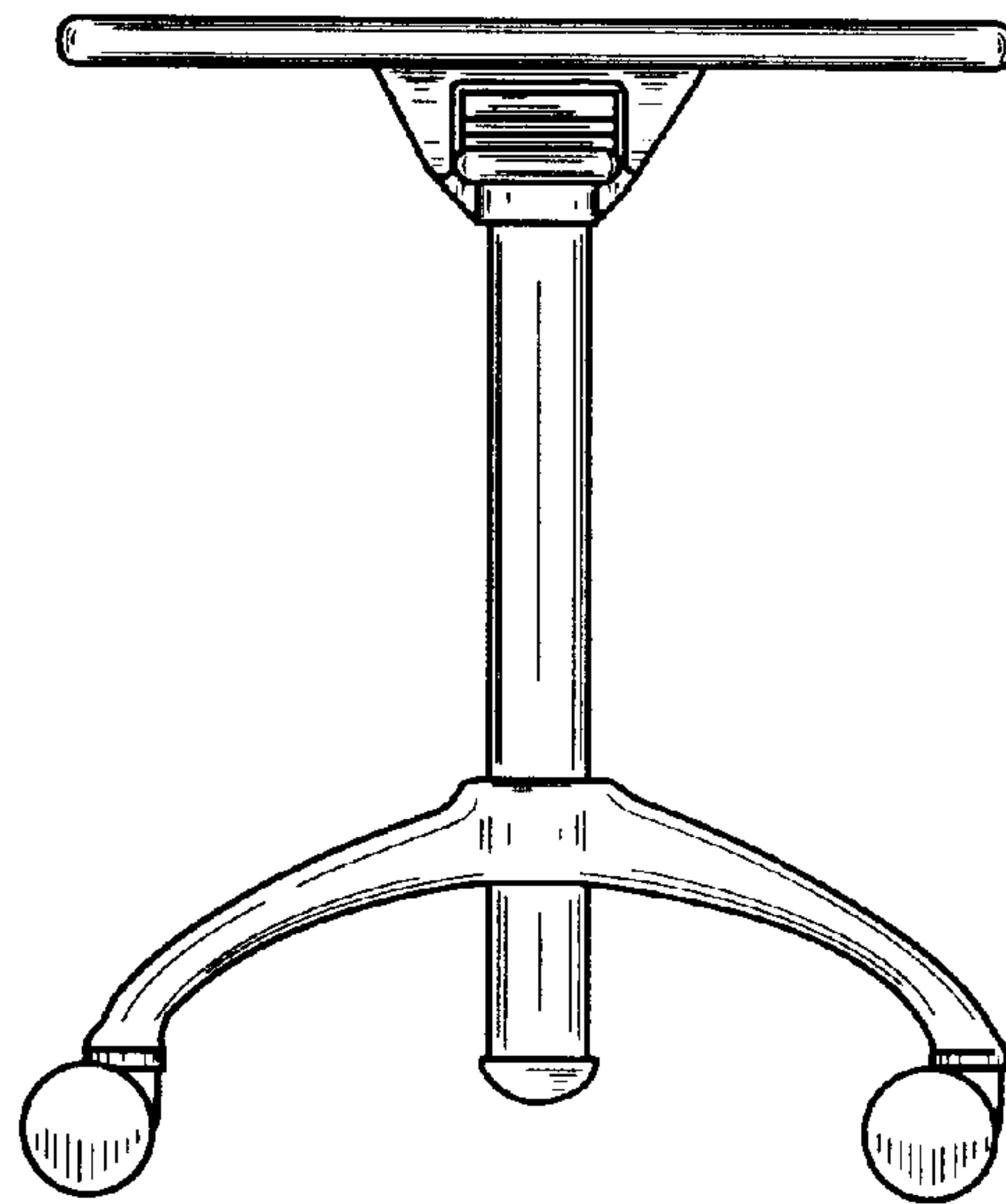
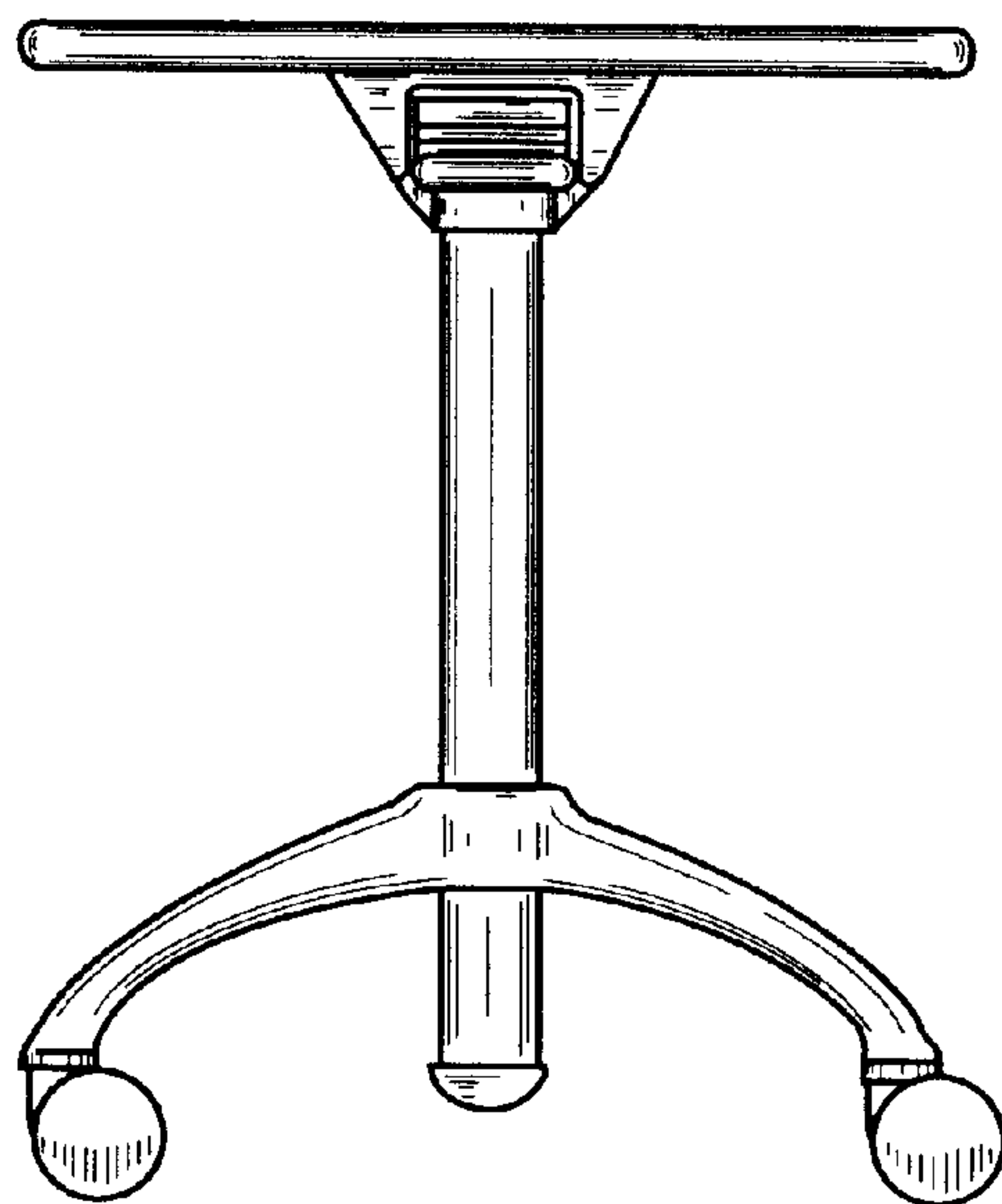


Fig. 3



**Fig. 4**



**Fig. 5**




Fig. 6