

US00D492500S1

(12) **United States Design Patent**
Nash et al.

(10) **Patent No.:** **US D492,500 S**
(45) **Date of Patent:** **** Jul. 6, 2004**

(54) **SEAT**

D476,822 S * 7/2003 Schweikarth D6/381
D486,652 S * 2/2004 Nemeth D6/334

(75) Inventors: **Stan Nash**, Chatanooga, TN (US);
Paula M. Zydko Hoyas, Monroe, MI (US)

* cited by examiner

(73) Assignee: **La-Z-Boy Incorporated**, Monroe, MI (US)

Primary Examiner—Gary D. Watson
(74) *Attorney, Agent, or Firm*—Harness, Dickey & Pierce, P.L.C.

(**) **Term:** **14 Years**

(57) **CLAIM**

The ornamental design for a seat, as shown and described.

(21) Appl. No.: **29/178,989**

DESCRIPTION

(22) Filed: **Apr. 2, 2003**

(51) **LOC (7) Cl.** **06-01**

(52) **U.S. Cl.** **D6/381**

(58) **Field of Search** D6/334, 335, 336,
D6/364, 371, 381, 500, 501, 502; 5/12.1;
297/232, 445.1

FIG. 1 is a three-quarter perspective view of a seat in accordance with the present invention;
FIG. 2 is a front elevational view of the present invention;
FIG. 3 is a right side elevational view of the present invention, the left side elevational view being a mirror image thereof; and,
FIG. 4 is a top-front perspective view of the present invention.


(56) **References Cited**

U.S. PATENT DOCUMENTS

- D261,331 S * 10/1981 Benz D6/334
- D307,524 S * 5/1990 Owen D6/381
- D390,371 S * 2/1998 Gibson D6/381
- D409,852 S * 5/1999 Christa D6/381
- D420,820 S * 2/2000 Lewis et al. 6/334 XD
- D436,745 S * 1/2001 Lewis D6/334

It will be understood that the bottom plan view and rear elevational view are not illustrated as they form no part of the claimed design, and that the broken lines shown in FIGS. 1 and 3 illustrate structure associated with the present invention but also form no part of the claimed design.

1 Claim, 4 Drawing Sheets






FIG - 1




FIG - 2

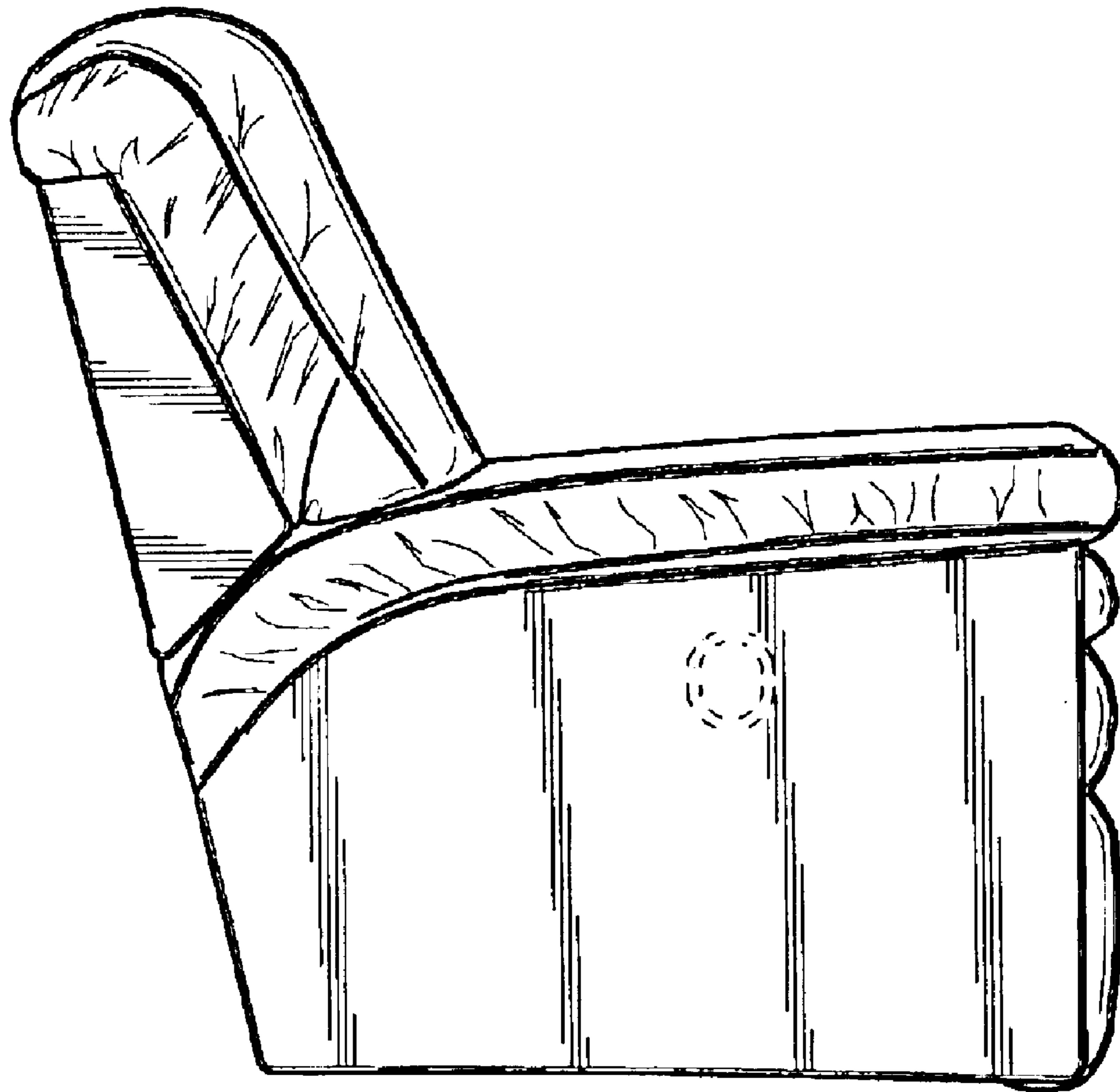


FIG - 3




FIG - 4