

US00D492480S1

(12) **United States Design Patent**
Hanley

(10) **Patent No.:** **US D492,480 S**
(45) **Date of Patent:** **** Jul. 6, 2004**

(54) **HANDBAG**
(75) **Inventor:** **Raphaëlle Hanley, Paris (FR)**
(73) **Assignee:** **Louis Vuitton Malletier, Paris (FR)**
(**) **Term:** **14 Years**
(21) **Appl. No.:** **29/191,491**
(22) **Filed:** **Oct. 7, 2003**

D245,461 S 8/1977 Jones, Jr. D3/243
D263,649 S 4/1982 Schimmel D3/243
D292,847 S * 11/1987 Barker D3/243
D373,019 S * 8/1996 Ford D3/232
D406,456 S * 3/1999 McDermott D3/233
D406,457 S * 3/1999 De Baschmakoff D3/246
D411,346 S * 6/1999 Pracht D3/233
D417,787 S 12/1999 Wathne et al. D3/246
D449,737 S 10/2001 Galliano D3/243
D467,072 S * 12/2002 Grassi Damiani D3/243

* cited by examiner

(51) **LOC (7) Cl.** **03-01**
(52) **U.S. Cl.** **D3/243**
(58) **Field of Search** D3/232, 233, 239,
D3/240, 241, 243, 245, 246, 303; D9/305;
150/100, 107, 108, 110, 111, 114; 190/16,
19, 100, 103, 104, 106, 112, 115, 116,
119, 121, 900, 901, 902, 903; 383/42, 84,
86, 98, 99, 104, 105, 119, 120, 121.1, 127

Primary Examiner—Louis S. Zarfaz
Assistant Examiner—Monica A. Weingart
(74) *Attorney, Agent, or Firm*—Mintz, Levin, Cohn, Ferris,
Glovsky and Popeo, P.C.

(57) **CLAIM**

The ornamental design for a handbag, as shown.

DESCRIPTION

FIG. 1 is a front-side view thereof;
FIG. 2 is a back-side view thereof;
FIG. 3 is a left-side perspective view thereof; and,
FIG. 4 is a right-side perspective view thereof.

(56) **References Cited**
U.S. PATENT DOCUMENTS

D129,395 S 9/1941 Lewis D3/243
D149,649 S 5/1948 Kaufman D3/243
D171,875 S 4/1954 Ames D3/243
D212,348 S 10/1968 Teller D3/243

1 Claim, 4 Drawing Sheets



FIG. 1



FIG. 2




FIG. 3



FIG. 4



UNITED STATES PATENT AND TRADEMARK OFFICE
CERTIFICATE OF CORRECTION

PATENT NO. : Des. 492,480 S
APPLICATION NO. : 29/191491
DATED : July 6, 2004
INVENTOR(S) : Hanley

Page 1 of 6

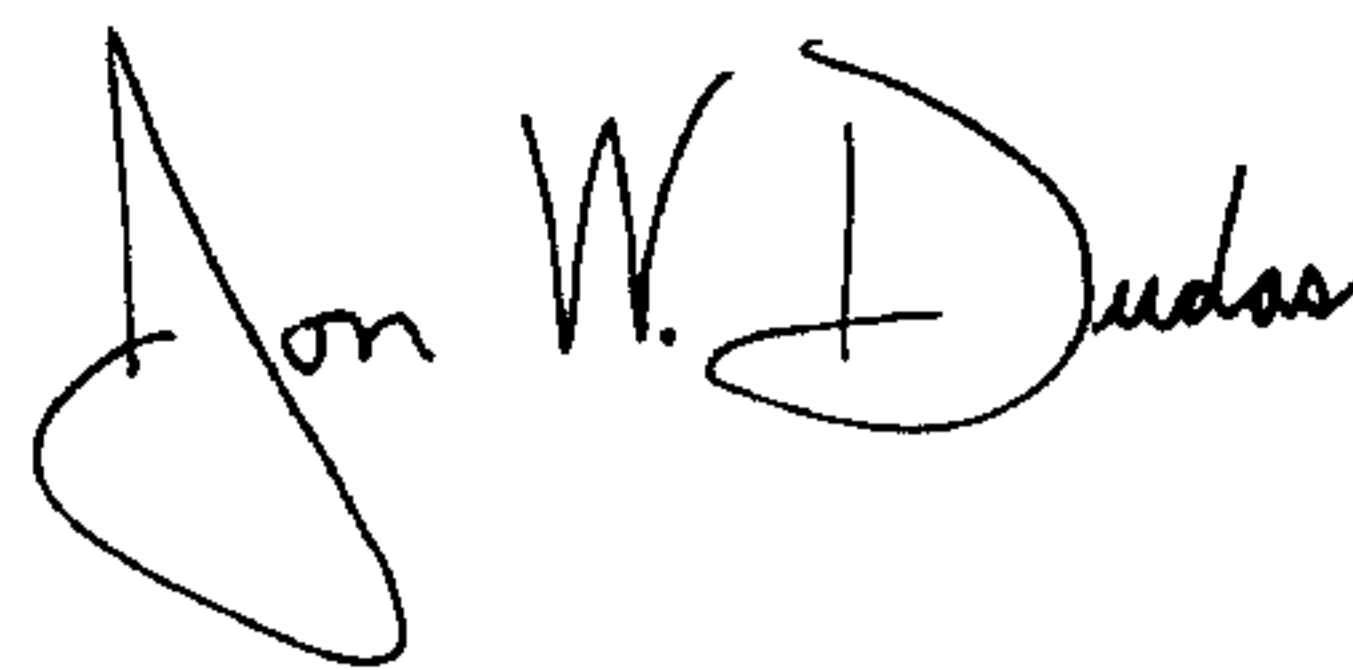
It is certified that error appears in the above-identified patent and that said Letters Patent is hereby corrected as shown below:

The title page showing an illustrative figure, should be **deleted** and substitute therefore the attached title page.

Delete drawing sheets 1 through 4 and substitute therefore the drawing sheet consisting of figs. 1 – 4 as shown on the attached page.

Signed and Sealed this

Thirtieth Day of September, 2008

A handwritten signature in black ink that reads "Jon W. Dudas". The signature is written in a cursive style with a large, looped initial "J".

JON W. DUDAS

Director of the United States Patent and Trademark Office

(12) **United States Design Patent** (10) Patent No.: **US D492,480 S**
Hanley (45) Date of Patent: **Jul. 6, 2004**

(54) **HANDBAG**

(75) Inventor: **Raphaëlle Hanley, Paris (FR)**
 (73) Assignee: **Louis Vuitton Malletier, Paris (FR)**
 (**) Term: **14 Years**

(21) Appl. No.: **29/191,491**
 (22) Filed: **Oct. 7, 2003**

(51) LOC (7) Cl. **G3-01**
 (52) U.S. Cl. **D3/243**
 (58) Field of Search **D3/232, 233, 239, D3/240, 241, 243, 245, 246, 303; D9/305; 150/100, 107, 108, 110, 111, 114; 190/16, 19, 100, 103, 104, 106, 112, 115, 116, 119, 121, 900, 901, 902, 903, 383/42, 84, 86, 98, 99, 104, 105, 119, 120, 121.1, 127**

(56) **References Cited**

U.S. PATENT DOCUMENTS

D129,395 S	9/1941	Lewis	D3/243
D149,649 S	5/1948	Kaufman	D3/243
D171,873 S	4/1954	Ames	D3/243
D212,346 S	10/1968	Teller	D3/243

D245,461 S	8/1977	Jones, Jr.	D3/243
D263,649 S	4/1982	Schimmel	D3/243
D292,847 S	* 11/1987	Barker	D3/243
D373,019 S	* 8/1996	Ford	D3/232
D406,456 S	* 3/1999	McDermott	D3/233
D406,457 S	* 3/1999	De Baschmakoff	D3/246
D411,346 S	* 6/1999	Pracht	D3/233
D417,787 S	12/1999	Wethae et al.	D3/246
D449,737 S	10/2001	Galliano	D3/243
D467,073 S	* 12/2002	Grassi Damiani	D3/243

* cited by examiner

Primary Examiner—Louis S. Zarfas

Assistant Examiner—Monica A. Weingart

(74) *Attorney, Agent, or Firm*—Mintz, Levin, Cohn, Ferris, Glovsky and Popeo, P.C.


(57) **CLAIM**

The ornamental design for a handbag, as shown.

DESCRIPTION

FIG. 1 is a front-side view thereof;
 FIG. 2 is a back-side view thereof;
 FIG. 3 is a left-side perspective view thereof; and,
 FIG. 4 is a right-side perspective view thereof.

1 Claim, 4 Drawing Sheets



U.S. Patent

Jul. 6, 2004

Sheet 1 of 4

D492,480 S

FIG. 1



U.S. Patent

Jul. 6, 2004

Sheet 2 of 4

D492,480 S

FIG. 2



FIG. 3



FIG. 4

