

US00D492479S1

(12) **United States Design Patent**
Hanley

(10) **Patent No.: US D492,479 S**
(45) **Date of Patent: ** Jul. 6, 2004**

- (54) **HANDBAG**
- (75) **Inventor: Raphaëlle Hanley, Paris (FR)**
- (73) **Assignee: Louis Vuitton Malletier, Paris (FR)**
- (**) **Term: 14 Years**
- (21) **Appl. No.: 29/191,448**
- (22) **Filed: Oct. 7, 2003**
- (51) **LOC (7) Cl. 03-01**
- (52) **U.S. Cl. D3/243**
- (58) **Field of Search D3/232, 233, 239, D3/240, 241, 243, 245, 246, 303; D9/305; 150/100, 107, 108, 110, 111, 114; 190/16, 19, 100, 103, 104, 106, 112, 115, 116, 119, 121, 900, 901, 902, 903; 383/86, 98, 99, 104, 105, 119, 120, 121.1, 127**

D168,996 S	3/1953	Hochner	D3/246
D212,663 S	11/1968	D'Elia	D3/246
D219,632 S	12/1970	Spear	D3/243
D235,692 S	* 7/1975	Rushing et al.	D3/243
4,153,092 A	* 5/1979	Haslam	150/108
D286,703 S	* 11/1986	Katz et al.	D3/243
D387,200 S	12/1997	Kuhn	D3/243
D394,748 S	6/1998	Petto	D3/238
D443,413 S	* 6/2001	Naiken-Goddin	D3/246
D467,072 S	12/2002	Grassi	D3/243

* cited by examiner

Primary Examiner—Louis S. Zarfaz
Assistant Examiner—Monica A Weingart
(74) *Attorney, Agent, or Firm*—Mintz, Levin, Cohn, Ferris, Glovsky and Popeo, P.C.

(57) **CLAIM**

The ornamental design for a handbag, as shown.

DESCRIPTION

FIG. 1 is a front-side view thereof;
FIG. 2 is a back-side view thereof;
FIG. 3 is a left-side perspective view thereof; and,
FIG. 4 is a right-side perspective view thereof.

1 Claim, 4 Drawing Sheets

(56) **References Cited**

U.S. PATENT DOCUMENTS

337,367 A	*	3/1886	Brockway	190/104
920,852 A	*	5/1909	Flanagan	D3/240
1,947,718 A		2/1934	Labadie et al.	190/902
D148,561 S		2/1948	Oxenfeld	D3/246



FIG. 1

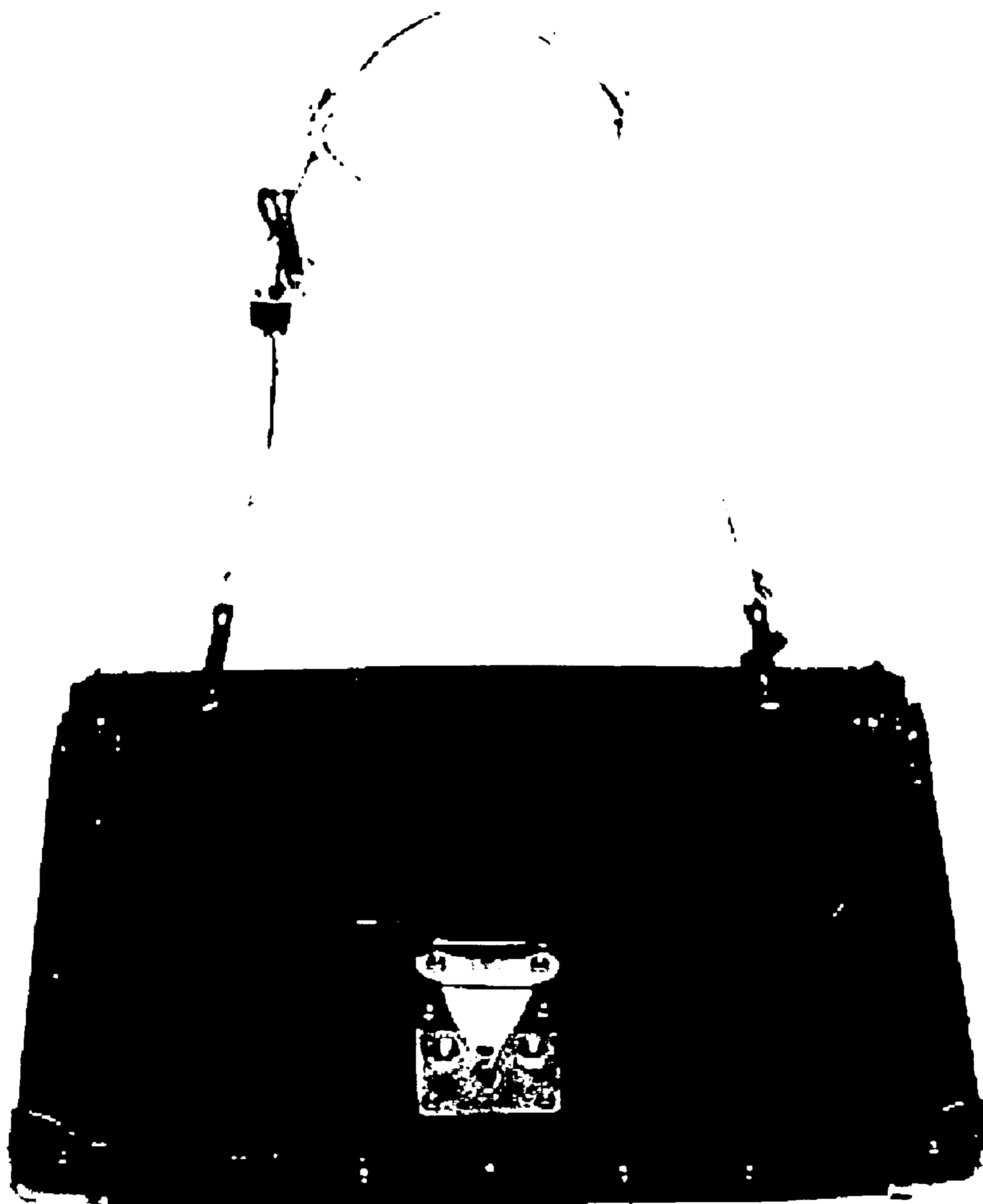


FIG. 2




FIG. 3



FIG. 4



UNITED STATES PATENT AND TRADEMARK OFFICE
CERTIFICATE OF CORRECTION

PATENT NO. : Des. 492,479 S
APPLICATION NO. : 29/191448
DATED : July 6, 2004
INVENTOR(S) : Hanley

Page 1 of 6

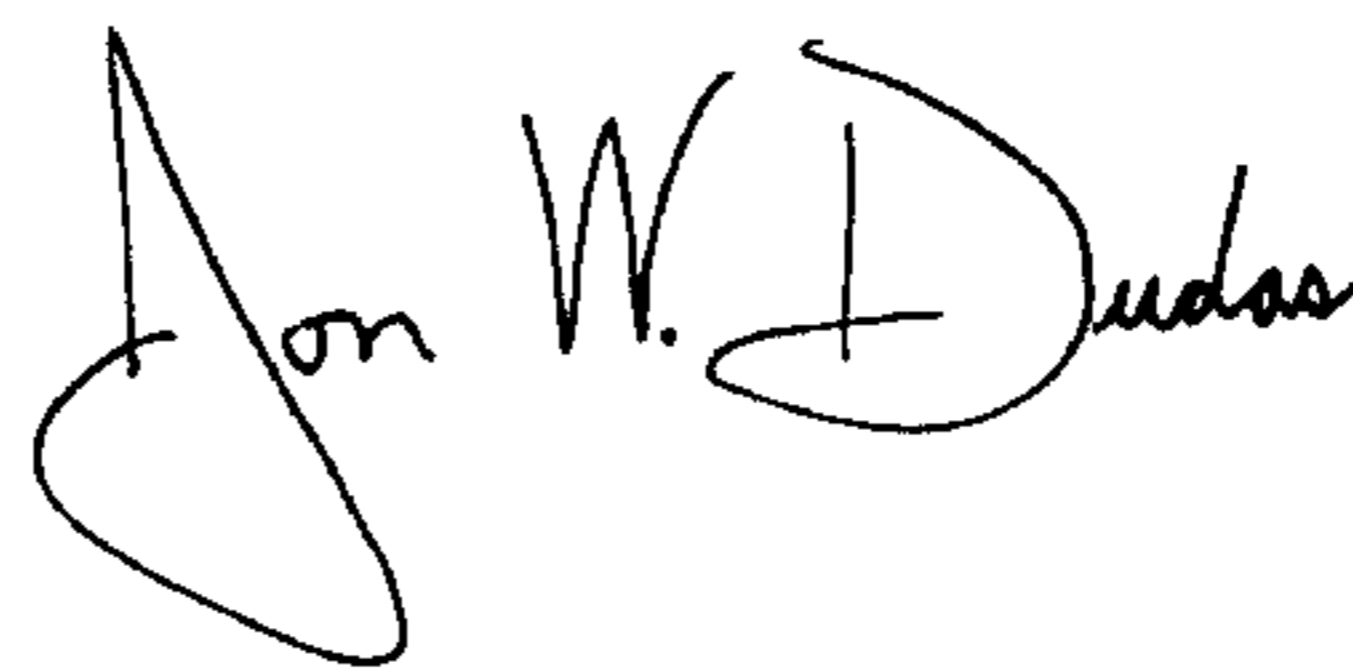
It is certified that error appears in the above-identified patent and that said Letters Patent is hereby corrected as shown below:

The title page showing an illustrative figure, should be **deleted** and substitute therefore the attached title page.

Delete drawing sheets 1 through 4 and substitute therefore the drawing sheet consisting of figs. 1 – 4 as shown on the attached page.

Signed and Sealed this

Thirtieth Day of September, 2008

A handwritten signature in black ink that reads "Jon W. Dudas". The signature is written in a cursive style with a large, stylized initial "J".

JON W. DUDAS

Director of the United States Patent and Trademark Office

(12) **United States Design Patent**
Hanley

(10) Patent No.: **US D492,479 S**
 (45) Date of Patent: **Jul. 6, 2004**

(54) **HANDBAG**

(75) Inventor: **Raphaëlle Hanley, Paris (FR)**

(73) Assignee: **Louis Vuitton Malletier, Paris (FR)**

(**) Term: **14 Years**

(21) Appl. No.: **29/191,448**

(22) Filed: **Oct. 7, 2003**

(51) LOC (7) Cl. **G3-01**

(52) U.S. Cl. **D3/243**

(58) Field of Search D3/232, 233, 239,
 D3/240, 241, 243, 245, 246, 309; D9/305;
 150/100, 107, 108, 110, 111, 114; 190/16,
 19, 100, 103, 104, 106, 112, 115, 116,
 119, 121, 900, 901, 902, 903; 363/86, 98,
 99, 104, 105, 119, 120, 121.1, 127

(56) **References Cited**

U.S. PATENT DOCUMENTS

337,367 A	*	3/1886	Brockway	150/104
920,852 A	*	5/1909	Flanagan	D3/240
1,947,718 A		2/1934	Labadie et al.	150/902
D148,561 S		2/1948	Oxenfeld	D3/246

D168,996 S		3/1953	Hochner	D3/246
D212,663 S		11/1968	D'Elia	D3/246
D219,632 S		12/1970	Spear	D3/243
D235,692 S	*	7/1975	Rushing et al.	D3/243
4,153,092 A	*	5/1979	Haslam	150/108
D286,703 S	*	11/1986	Katz et al.	D3/243
D387,200 S		12/1997	Kuhn	D3/243
D394,748 S		6/1998	Penc	D3/238
D443,413 S	*	6/2001	Nafken-Goddin	D3/246
D467,072 S		12/2002	Grassi	D3/243

* cited by examiner

Primary Examiner—Louis S. Zarfus

Assistant Examiner—Monica A. Weingart

(74) *Attorney, Agent, or Firm*—Mintz, Levin, Cohn, Ferris,
 Glovsky and Popeo, P.C.

(57) **CLAIM**

The ornamental design for a handbag, as shown.

DESCRIPTION

FIG. 1 is a front-side view thereof;
 FIG. 2 is a back-side view thereof;
 FIG. 3 is a left-side perspective view thereof; and,
 FIG. 4 is a right-side perspective view thereof.

1 Claim, 4 Drawing Sheets



U.S. Patent

Jul. 6, 2004

Sheet 1 of 4

D492,479 S

FIG. 1



U.S. Patent

Jul. 6, 2004

Sheet 2 of 4

D492,479 S

FIG. 2



U.S. Patent

Jul. 6, 2004

Sheet 3 of 4

D492,479 S

FIG. 3



FIG. 4

