

US00D492476S1

(12) **United States Design Patent** (10) **Patent No.:** **US D492,476 S**  
**Stanley** (45) **Date of Patent:** **\*\* Jul. 6, 2004**

(54) **DECORATIVE SHOES**

(76) **Inventor:** **Robert J. Stanley**, 1109 Cornell Ave.,  
Prospect Heights, IL (US) 60070

(\*\*) **Term:** **14 Years**

(21) **Appl. No.:** **29/180,864**

(22) **Filed:** **Apr. 30, 2003**

(51) **LOC (7) Cl.** ..... **02-99**

(52) **U.S. Cl.** ..... **D2/972; D2/899**

(58) **Field of Search** ..... **D2/896, 899, 902,**  
**D2/907, 946, 972; 36/83, 136, 45, 11.5**

(56) **References Cited**

**U.S. PATENT DOCUMENTS**

1,090,731 A *	3/1914	Lindberg	.....	36/11.5
2,583,826 A	1/1952	Fischer		
2,751,691 A	6/1956	Clark, Jr.		
2,952,082 A	9/1960	Murray		
3,955,293 A	5/1976	Benedict		
3,994,080 A	11/1976	Flanagan, Jr. et al.		
D254,175 S	2/1980	Corcoran et al.		
D259,296 S	5/1981	Meyer		
D278,608 S	4/1985	Thompson		

D308,591 S	6/1990	Pickett		
4,995,174 A	2/1991	Hong et al.		
D321,971 S *	12/1991	Bajork	.....	D2/899
2002/0046476 A1	4/2002	Snyder		
2002/0083617 A1	7/2002	Tsou et al.		

\* cited by examiner

*Primary Examiner*—Dominic Simone  
(74) *Attorney, Agent, or Firm*—Mayer Brown Rowe & Maw LLP


(57) **CLAIM**

The ornamental design for decorative shoes, as shown and described.

**DESCRIPTION**

FIG. 1 is a front perspective view of a decorative shoe showing my new design;  
FIG. 2 is a front elevational view thereof;  
FIG. 3 is a left side elevational view thereof;  
FIG. 4 is a right side elevational view thereof; and,  
FIG. 5 is a top plan view thereof.  
The bottom and rear views are unornamented and form no part of the claimed design.

**1 Claim, 3 Drawing Sheets**



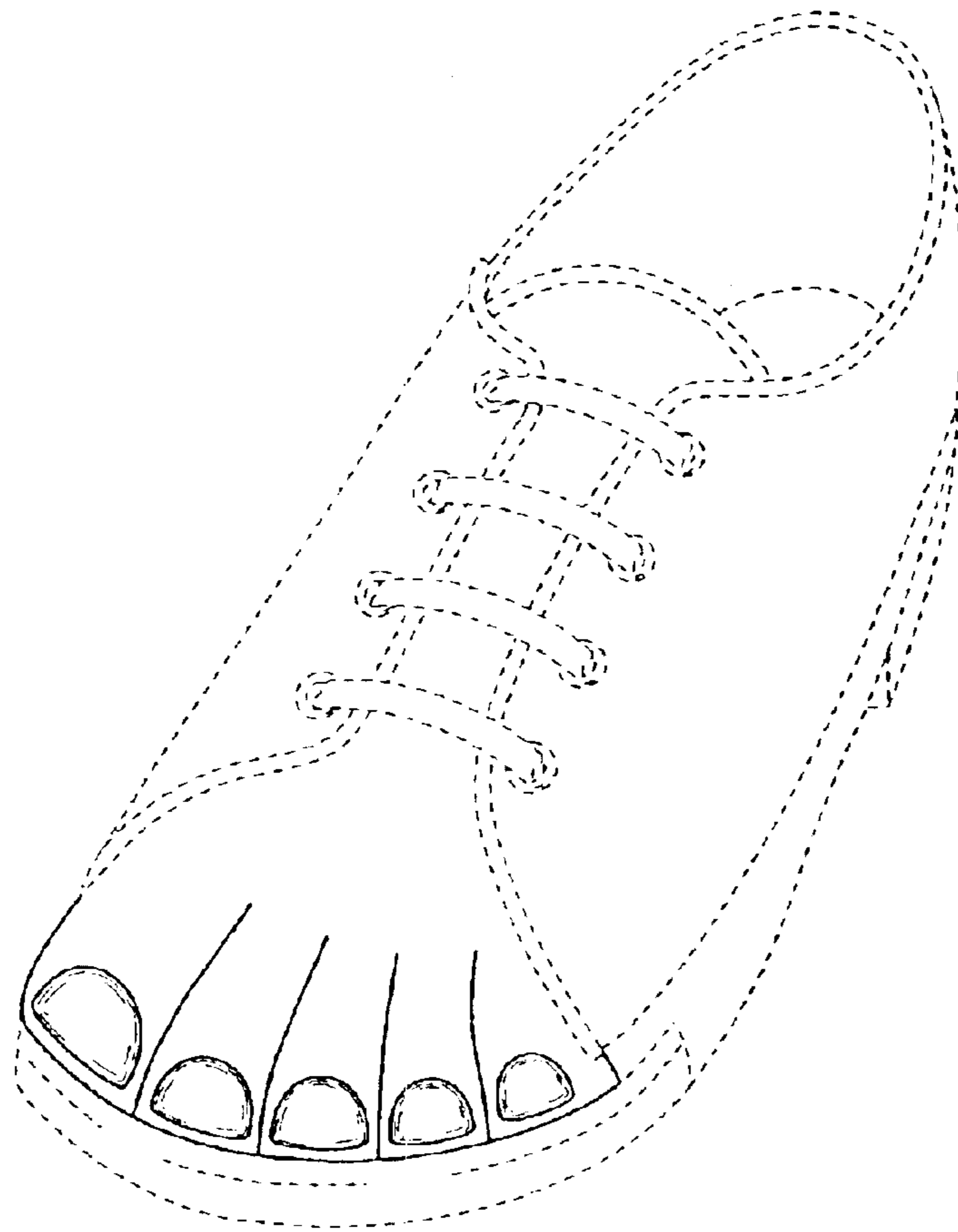


FIG. 1

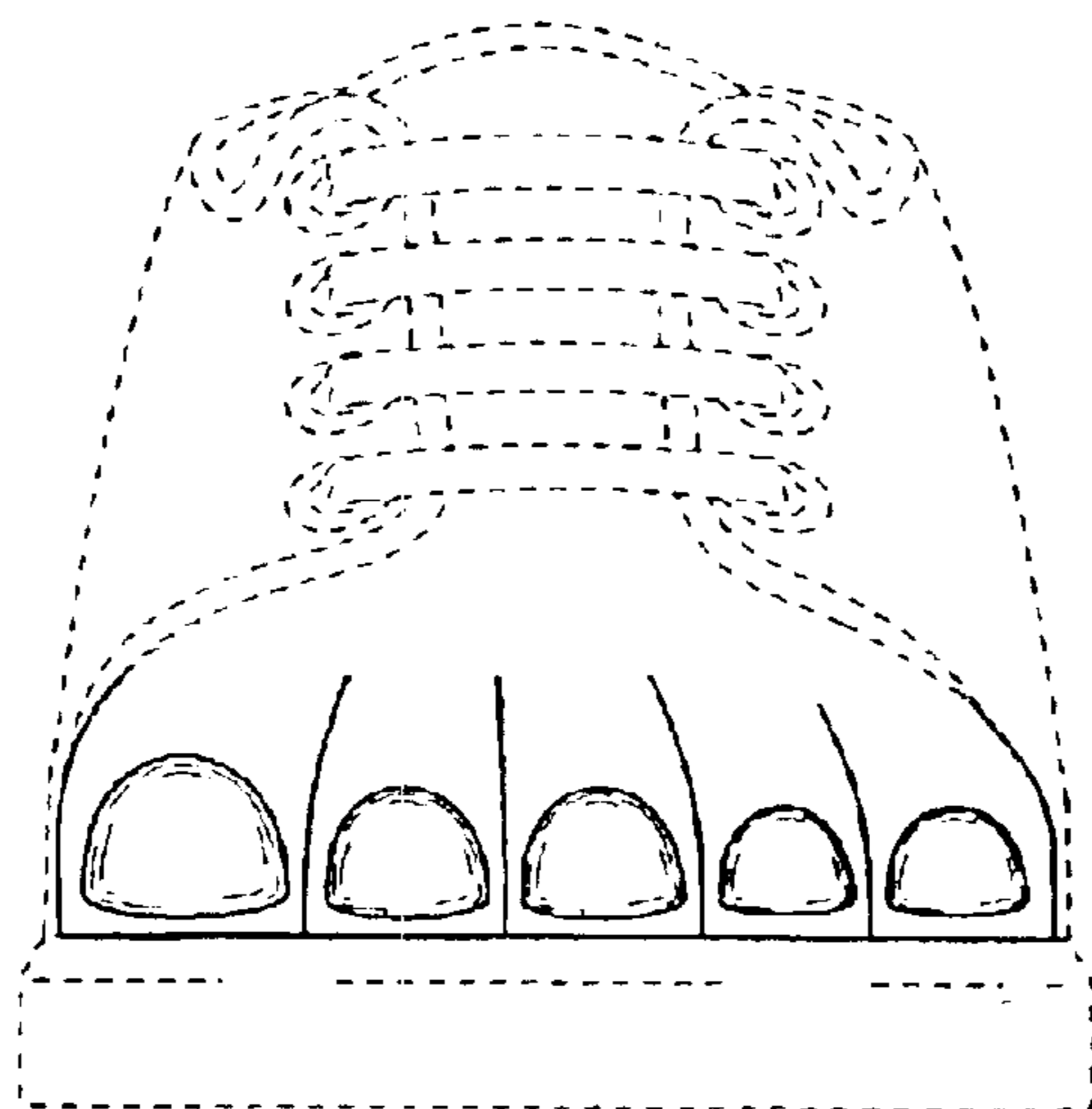


FIG. 2




FIG. 3




FIG. 4




FIG. 5