

US00D492474S1

(12) **United States Design Patent**
Branstrom

(10) **Patent No.:** **US D492,474 S**

(45) **Date of Patent:** **** Jul. 6, 2004**

(54) **CHANGEABLE FOOTWEAR**

(76) **Inventor:** **Barry N. Branstrom**, 1413 Armstrong
La., Elk Grove Village, IL (US) 60007

(**) **Term:** **14 Years**

(21) **Appl. No.:** **29/172,285**

(22) **Filed:** **Dec. 10, 2002**

(51) **LOC (7) Cl.** **02-04**

(52) **U.S. Cl.** **D2/916**

(58) **Field of Search** D2/896, 903, 916-918,
D2/922, 969, 926, 908, 947, 951; 36/7.5,
7.6, 8.1, 11.5, 100

(56) **References Cited**

U.S. PATENT DOCUMENTS

D146,392 S	*	2/1947	Waters	D2/916
3,225,462 A	*	12/1965	Lamberti	36/100
D224,185 S	*	7/1972	Schenker	D2/916
3,698,107 A	*	10/1972	Fukuoka	36/11.5
D228,265 S	*	9/1973	Famolare	D2/918
3,925,915 A	*	12/1975	Colli	36/11.5
5,896,684 A	*	4/1999	Lin	36/11.5

D452,770 S	*	1/2002	Birkenstock	D2/917
D462,159 S	*	9/2002	Covatch	D2/960
D462,826 S	*	9/2002	Leong et al.	D2/919
D463,901 S	*	10/2002	Adams et al.	D2/959
D471,346 S	*	3/2003	Bray et al.	D2/919

* cited by examiner

Primary Examiner—Dominic Simone

(74) *Attorney, Agent, or Firm*—Mathew R. P. Perrone, Jr.

(57) **CLAIM**

The ornamental design for the changeable footwear, as shown and described.

DESCRIPTION

FIG. 1 is a front perspective view of changeable footwear showing my new design:

FIG. 2 is a bottom plan view thereof;

FIG. 3 is a top plan view thereof;

FIG. 4 is a front view thereof;

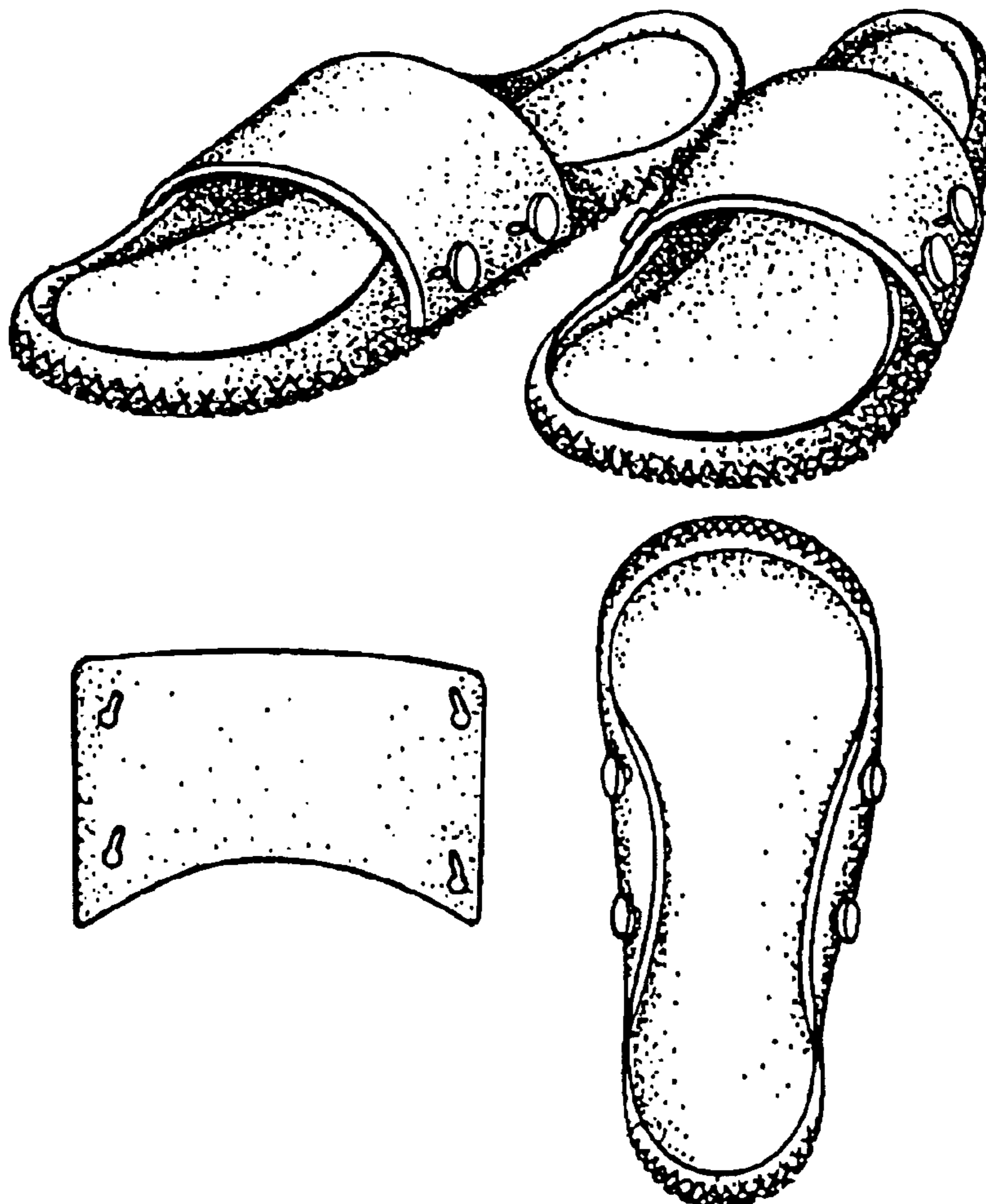
FIG. 5 is a rear view thereof;

FIG. 6 is a right side view thereof;

FIG. 7 is a left side view thereof; and,

FIG. 8 is an exploded, top perspective view thereof.

1 Claim, 2 Drawing Sheets






FIG. 1.

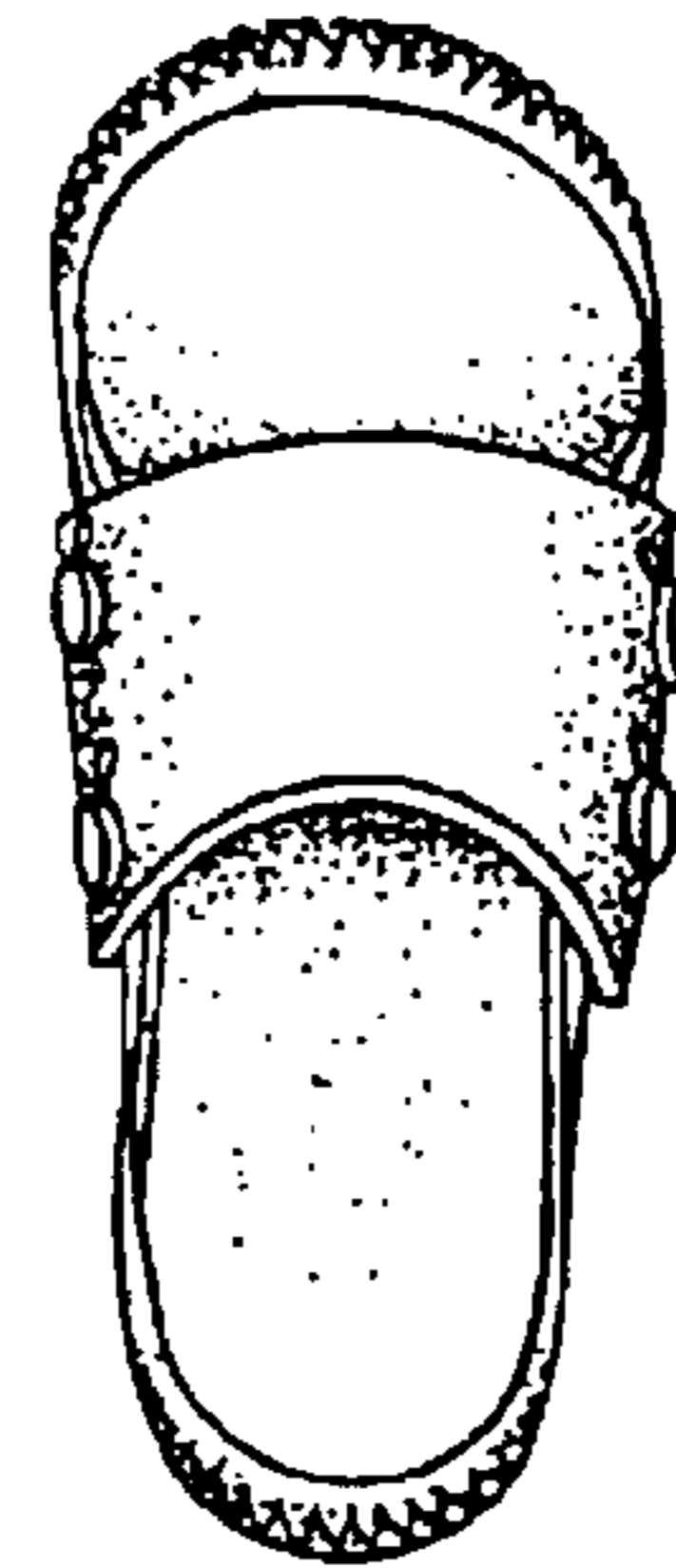


FIG. 2.

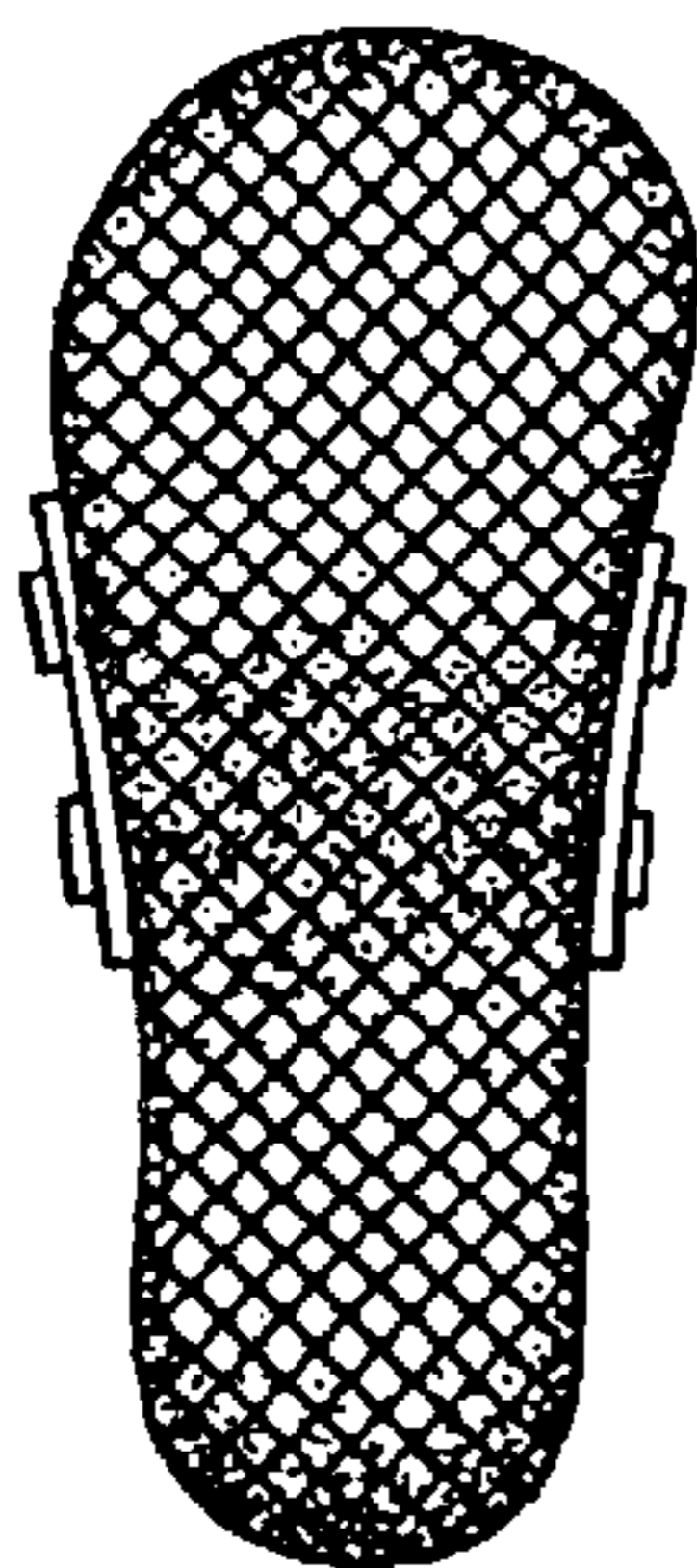


FIG. 3.



FIG. 4.



FIG. 5.

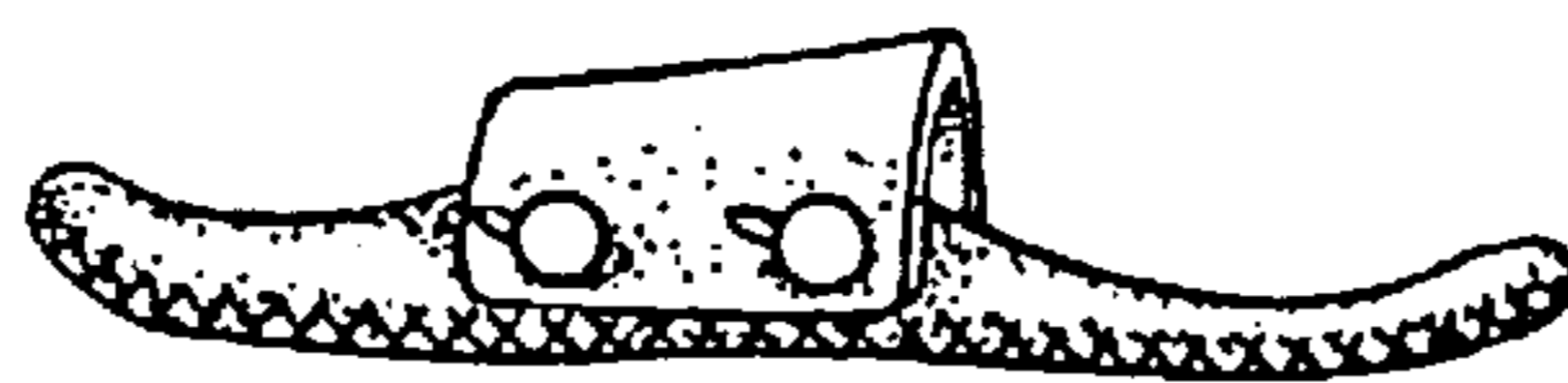


FIG. 6.




FIG. 7.

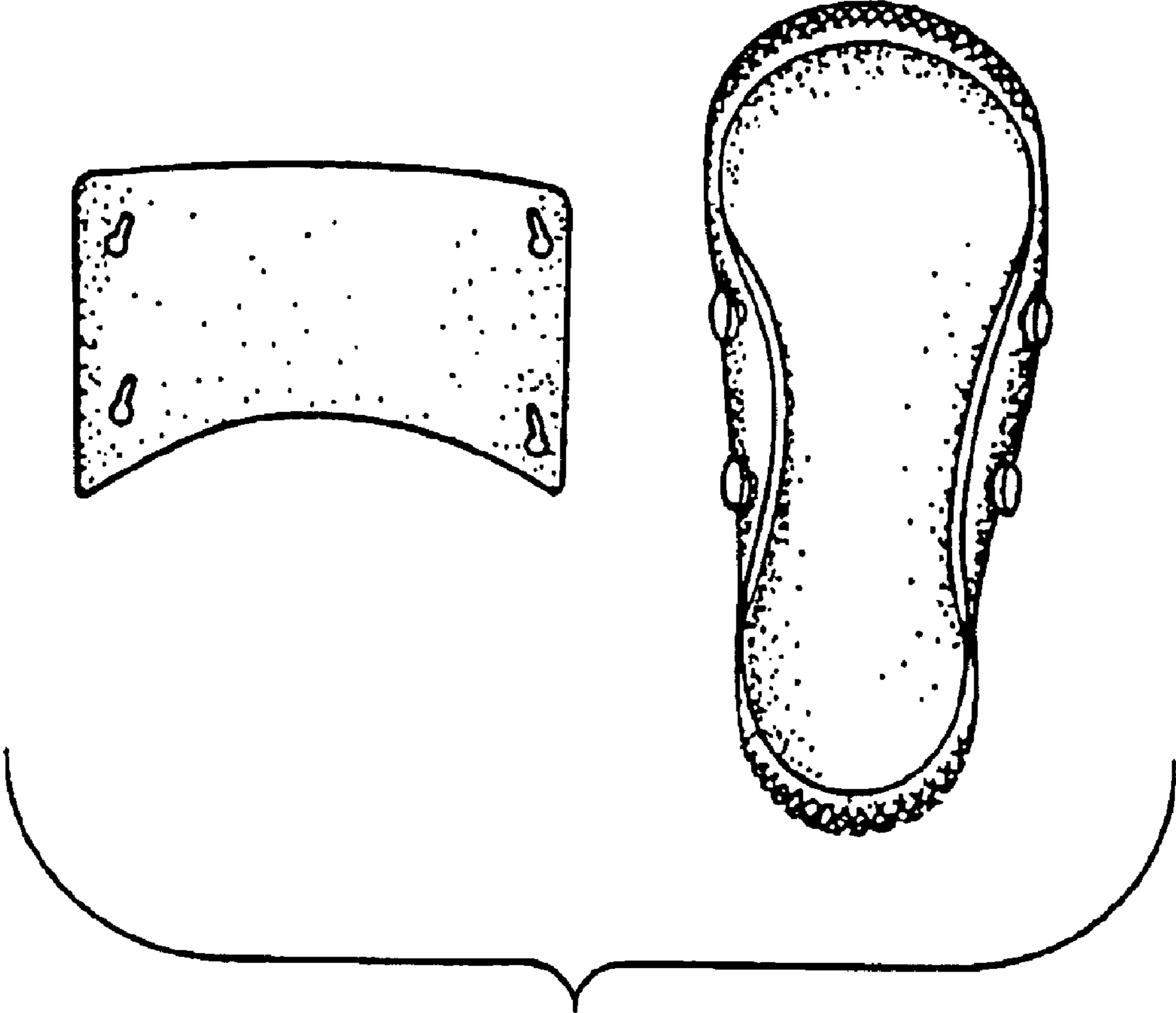


FIG. 8.