

US00D492472S1

(12) **United States Design Patent**  
**Ortuño Santa**

(10) **Patent No.:** **US D492,472 S**

(45) **Date of Patent:** **\*\* Jul. 6, 2004**

(54) **FOOTWEAR**

(76) **Inventor:** **Pedro Ortuño Santa**, Ctra. Jumilla,  
Km 63 30510 Yecla, Murcia (ES)

(\*\*) **Term:** **14 Years**

(21) **Appl. No.:** **29/183,194**

(22) **Filed:** **Jun. 6, 2003**

(51) **LOC (7) Cl.** ..... **02-04**

(52) **U.S. Cl.** ..... **D2/902; D2/908; D2/951;**  
**D2/954**

(58) **Field of Search** ..... **D2/902, 907, 908,**  
**D2/911, 912, 916, 951, 953, 954, 957,**  
**960, 969, 970; 36/45, 50.1, 77 M, 77 R,**  
**83, 88, 113, 114, 126-130, 25 R, 32 R,**  
**170**

D391,045 S	*	2/1998	Assous	.....	D2/954
D433,790 S	*	11/2000	Oliver	.....	D2/957
D436,246 S	*	1/2001	Moll et al.	.....	D2/912
D436,717 S	*	1/2001	Schwartz	.....	D2/911
D441,175 S	*	5/2001	Ritter et al.	.....	D2/908
D441,180 S	*	5/2001	Matis et al.	.....	D2/969
D441,523 S	*	5/2001	Matis et al.	.....	D2/970
D444,936 S	*	7/2001	Matis et al.	.....	D2/969
D474,880 S	*	5/2003	Cintron	.....	D2/960
D485,971 S	*	2/2004	Magro	.....	D2/916

\* cited by examiner

*Primary Examiner*—Dominic Simone

(74) *Attorney, Agent, or Firm*—Intellectual Property Law  
Group LLP; Otto O. Lee; Juneko Jackson

(57) **CLAIM**

The ornamental design for a footwear, as shown and  
described.

(56) **References Cited**

**U.S. PATENT DOCUMENTS**

2,096,160 A	*	10/1937	Chambers	.....	36/170
D136,965 S	*	1/1944	Wharton	.....	D2/911
2,356,490 A	*	8/1944	Crotty	.....	36/45
D242,401 S	*	11/1976	Wunsch	.....	D2/907
D255,178 S	*	6/1980	Fuzita	.....	D2/953
D269,137 S	*	5/1983	Balbinot	.....	D2/911
D281,543 S	*	12/1985	Nagano	.....	D2/953
D283,173 S	*	4/1986	Malone	.....	D2/907
D343,721 S	*	2/1994	Van Dyke	.....	D2/912

**DESCRIPTION**

FIG. 1 is a perspective view of a footwear embodying my  
design.

FIG. 2 is a right side elevational view thereof.

FIG. 3 is a front perspective and elevational view thereof.

FIG. 4 is a top view thereof.

FIG. 5 is a left side elevational view thereof.

FIG. 6 is a rear elevational view thereof; and,

FIG. 7 is a bottom view thereof.

**1 Claim, 7 Drawing Sheets**

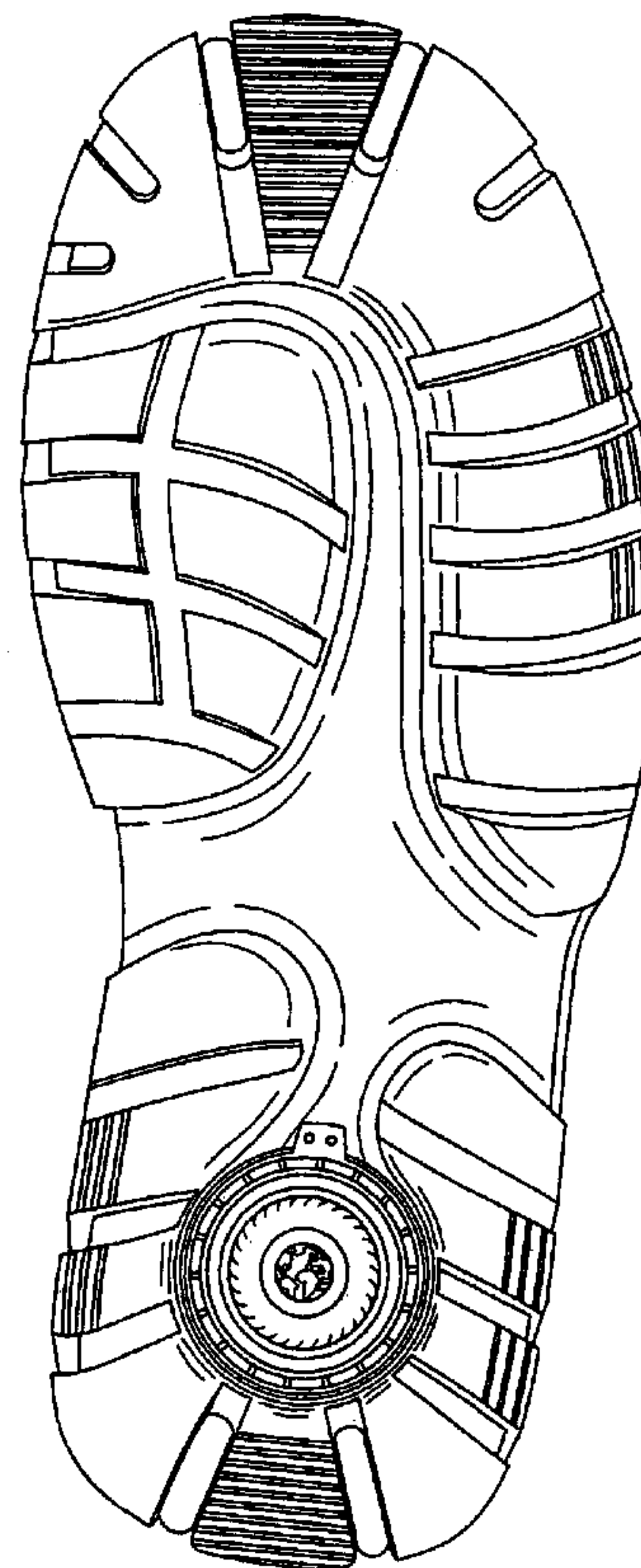




FIG. 1

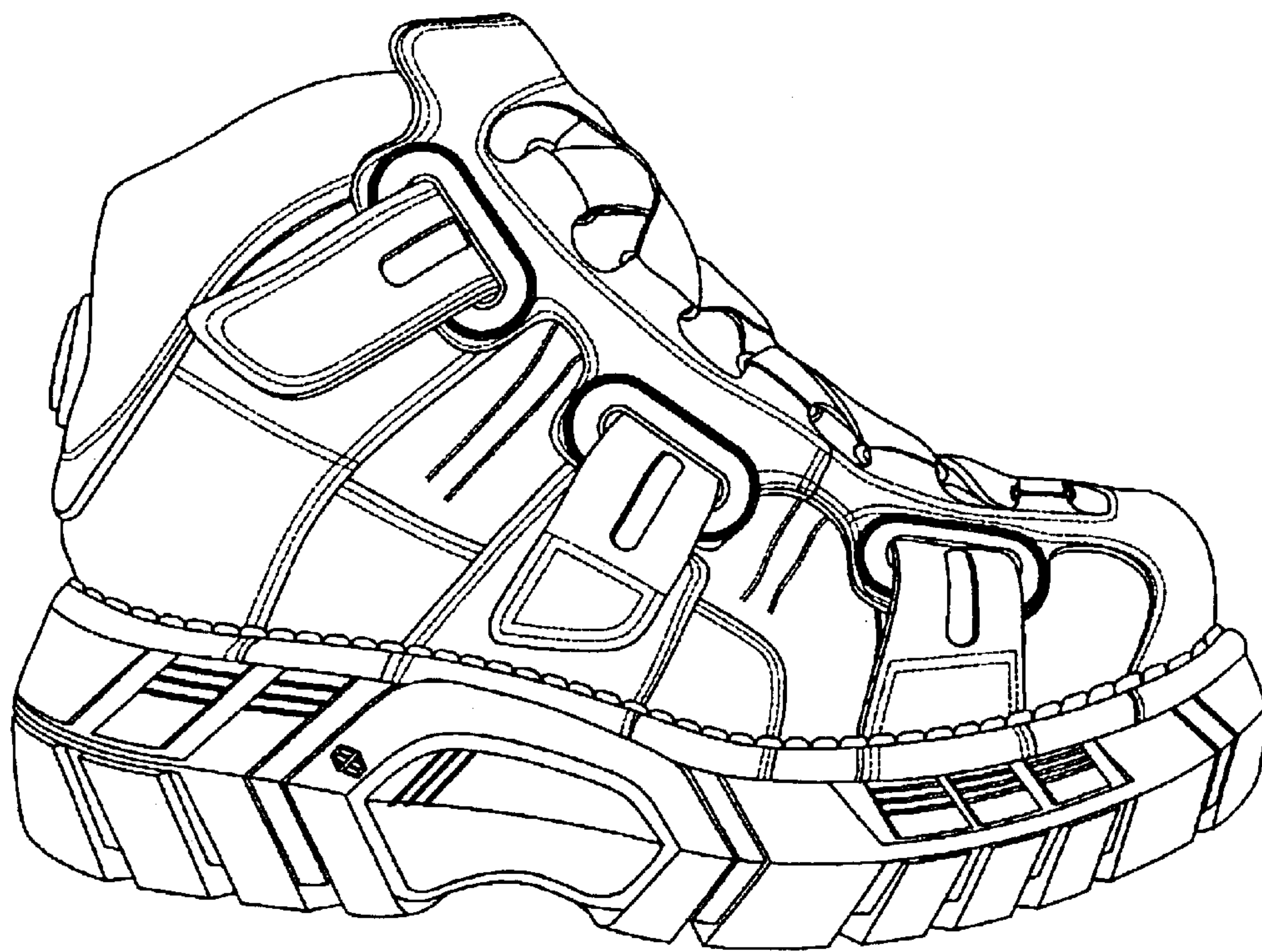


FIG. 2



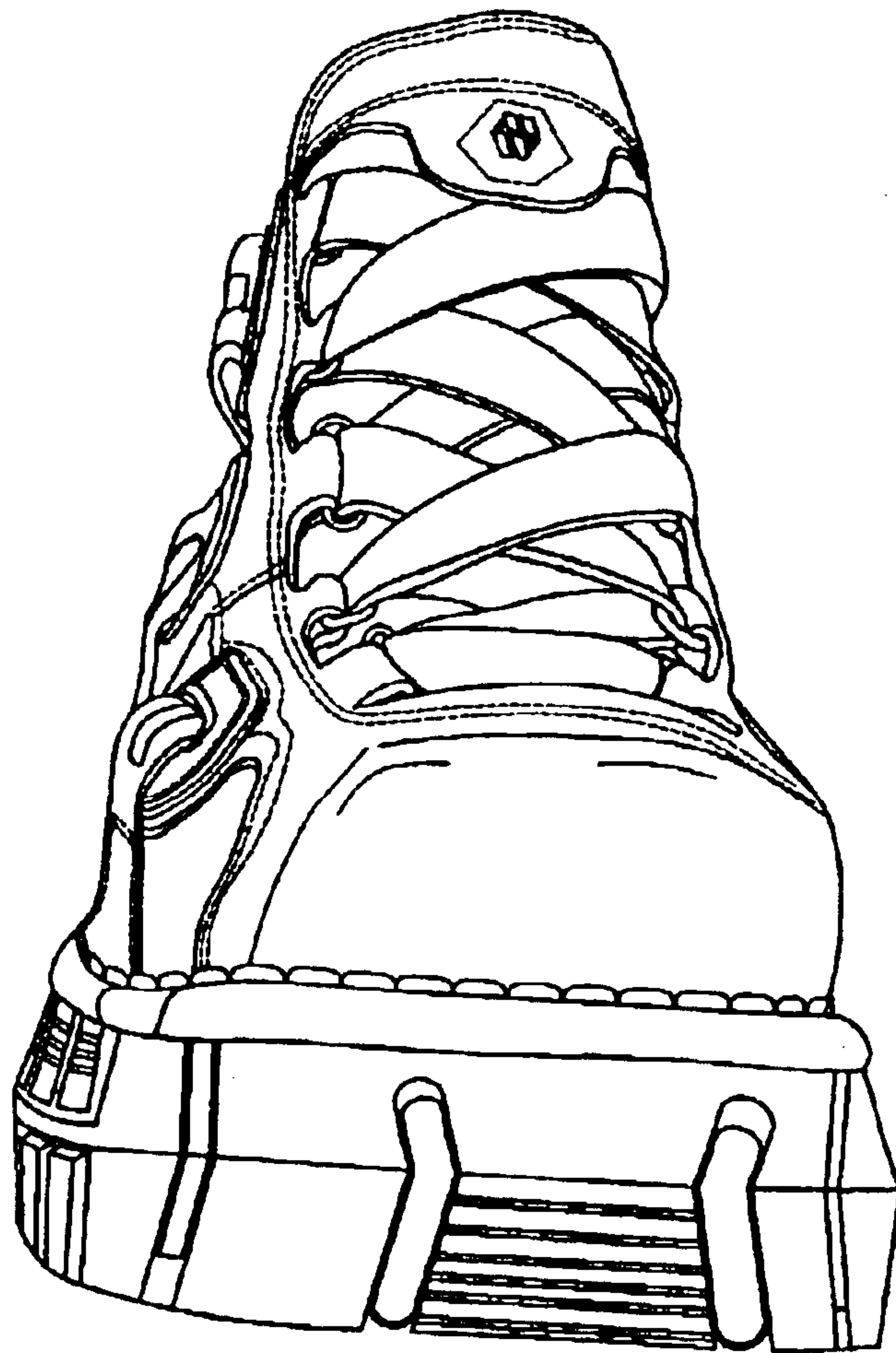


FIG. 3

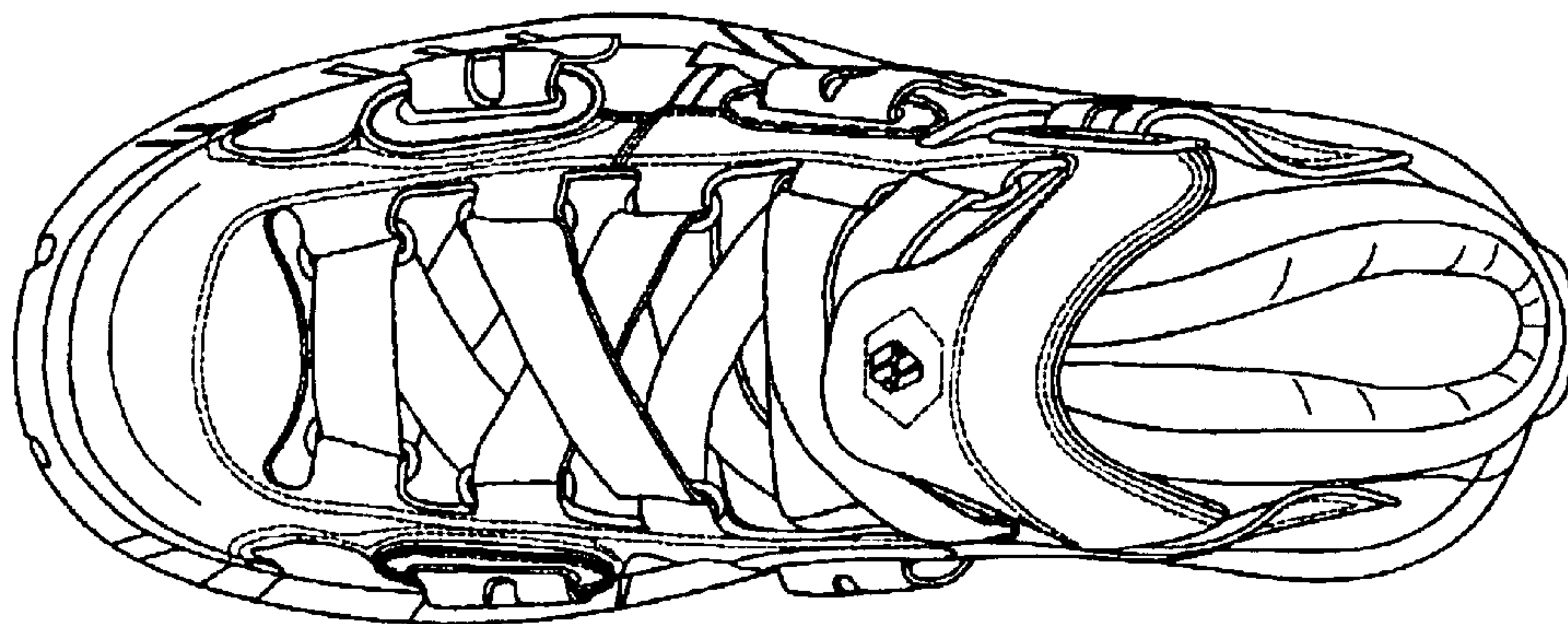


FIG. 4

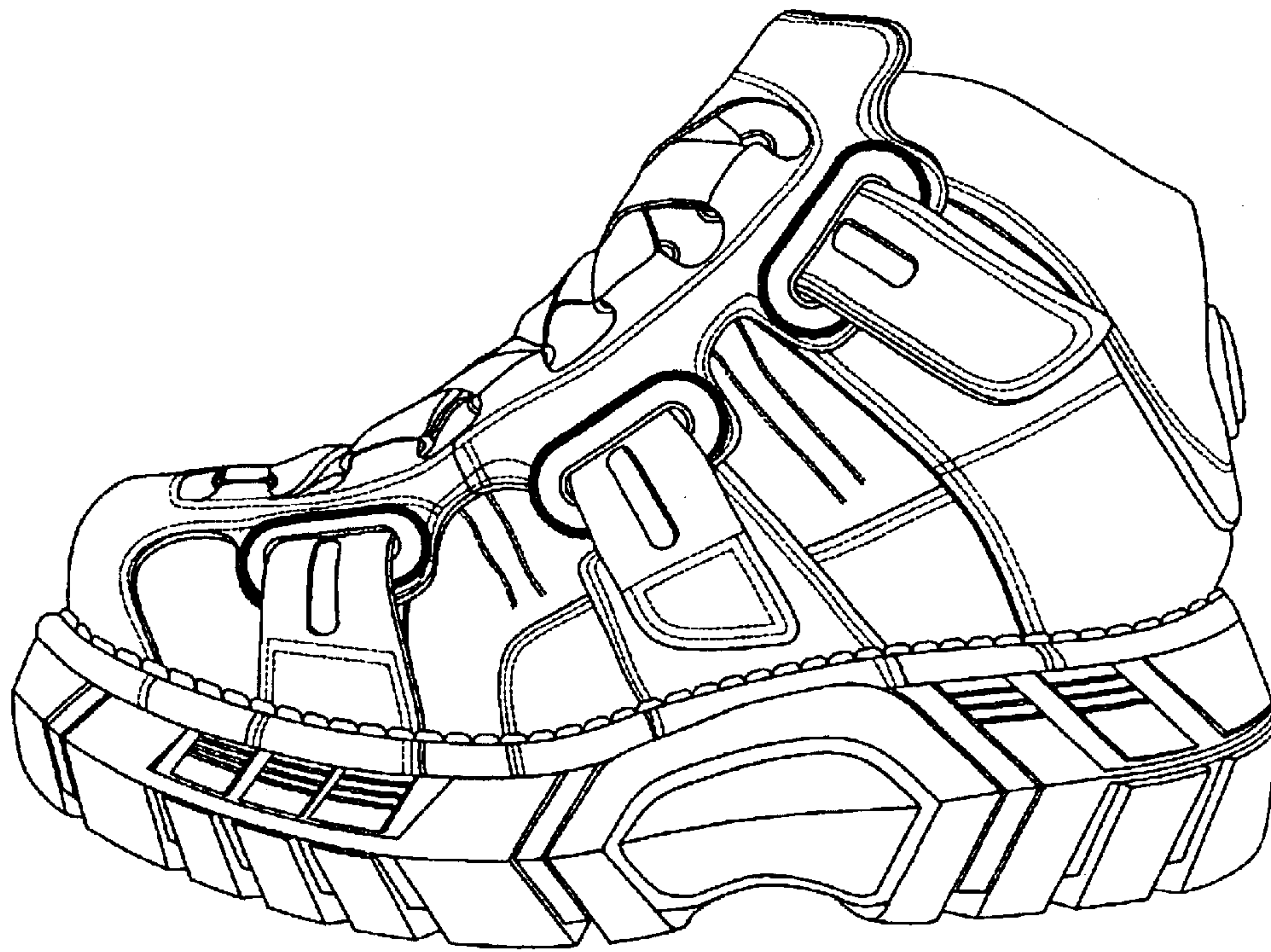


FIG. 5

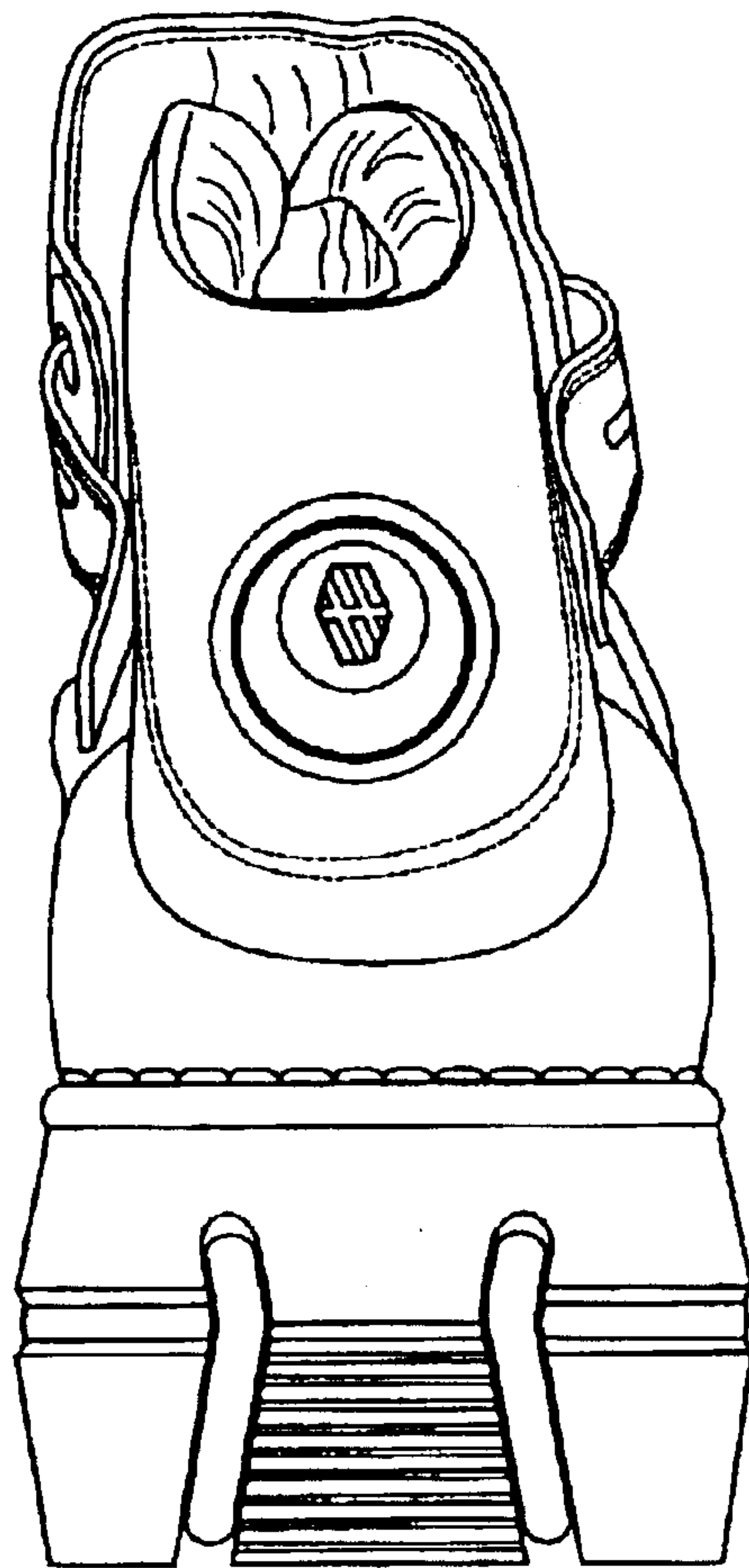


FIG. 6

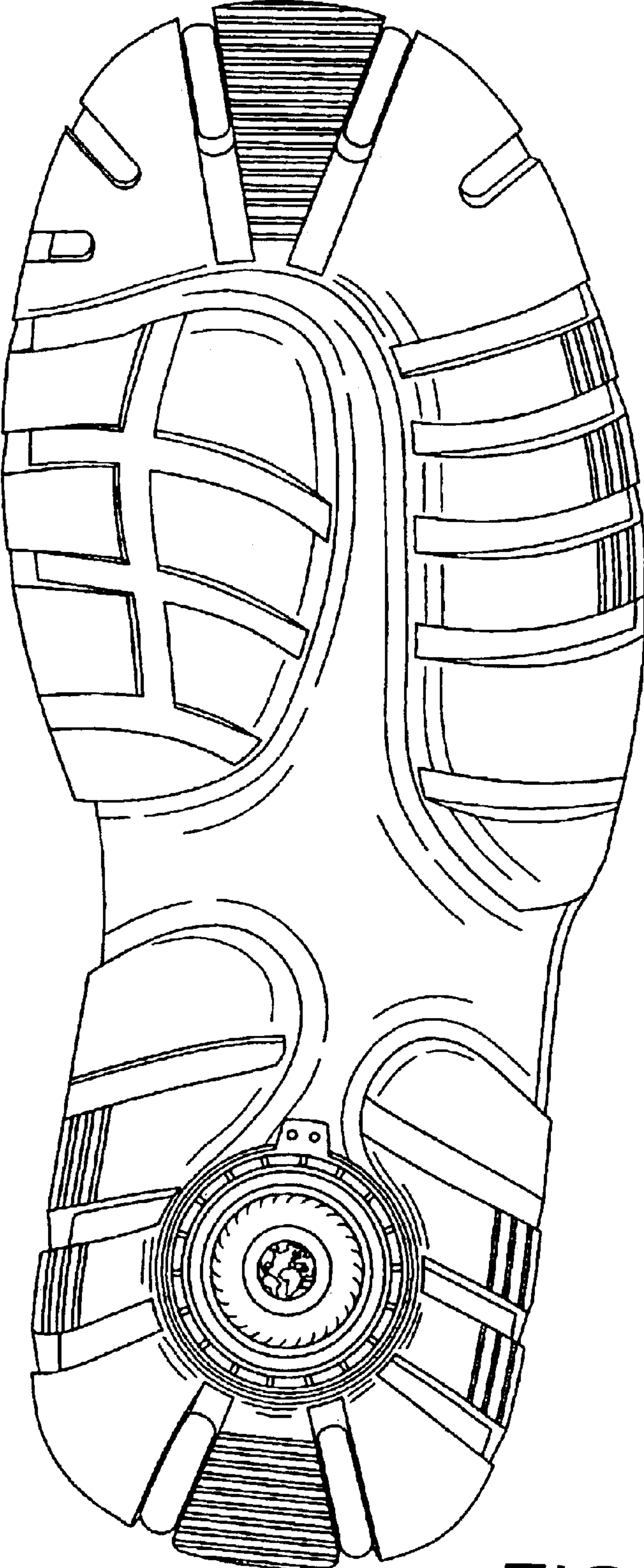


FIG. 7