

US00D492466S1

(12) **United States Design Patent**
Creo

(10) **Patent No.:** **US D492,466 S**

(45) **Date of Patent:** **** Jul. 6, 2004**

(54) **CLUB RAVIOLI**

(75) **Inventor:** **David R. Creo, Mineola, NY (US)**

(73) **Assignee:** **New York Ravioli & Pasta Company Inc., Mineola, NY (US)**

(**) **Term:** **14 Years**

(21) **Appl. No.:** **29/175,313**

(22) **Filed:** **Feb. 4, 2003**

(51) **LOC (7) Cl. 01-01**

(52) **U.S. Cl. D1/115; D1/106**

(58) **Field of Search D1/106, 126, 115;**
D6/597; D11/121, 157; 426/104, 282, 283,
94, 275; D7/675

(56) **References Cited**

U.S. PATENT DOCUMENTS

D21,085 S * 9/1891 Bayle D1/115
D23,646 S * 9/1894 Kaltenback D1/115

1,596,652 A * 8/1926 Giovannetti 426/275
D88,226 S * 11/1932 Gold D1/115
D309,521 S * 7/1990 Eureka et al. D1/126

* cited by examiner

Primary Examiner—Pamela Burgess

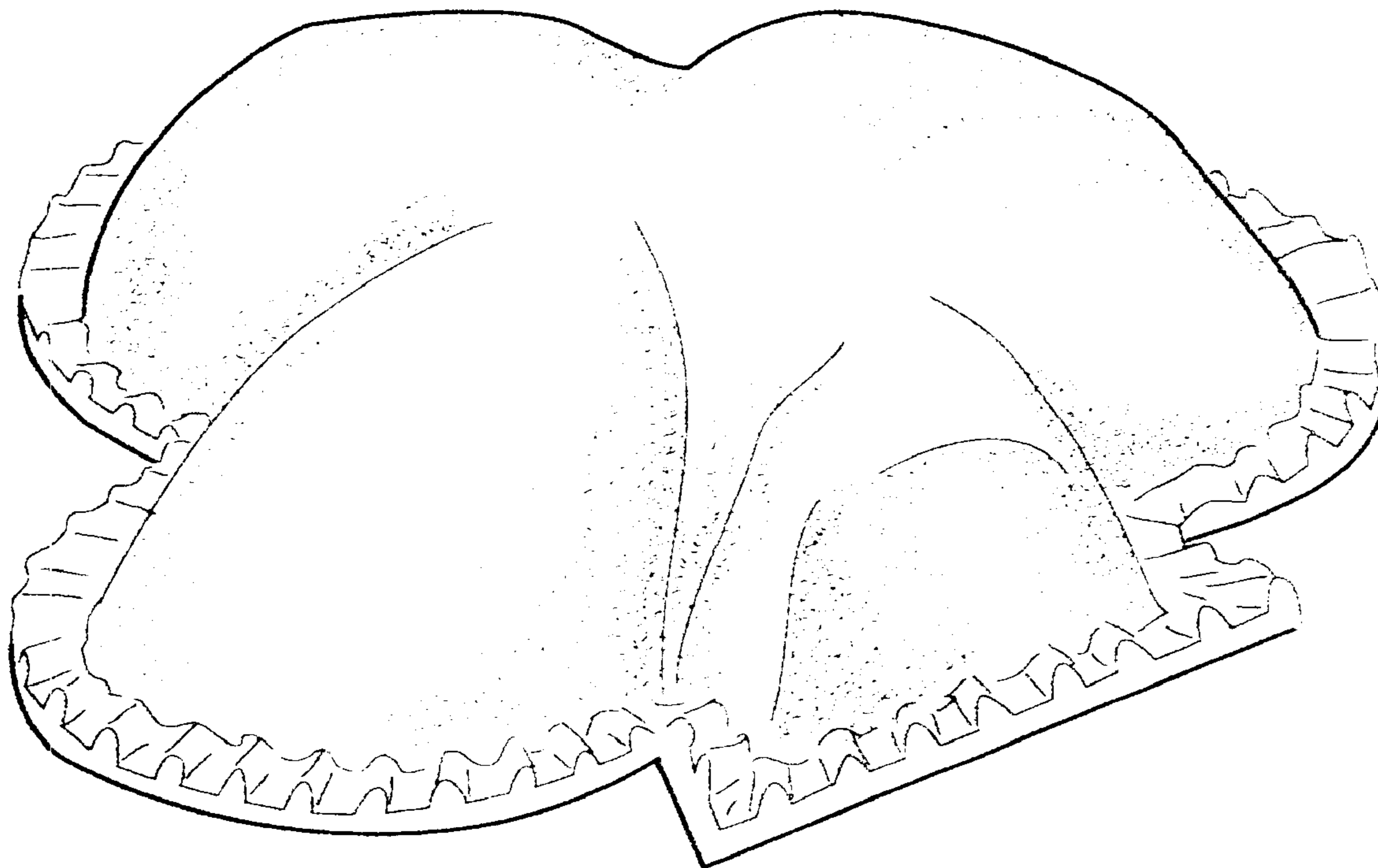
(57) **CLAIM**

The Ornamental design for a club ravioli, as shown and described.

DESCRIPTION

FIG. 1 is a top plan view of a club ravioli showing my new design;
FIG. 2 is a left side view of a club ravioli;
FIG. 3 is a bottom plan view of a club ravioli;
FIG. 4 is a front view of a club ravioli;
FIG. 5 is a rear view of a club ravioli;
FIG. 6 is a right side of a club ravioli; and,
FIG. 7 is a top, front, left perspective view of a club ravioli.

1 Claim, 7 Drawing Sheets



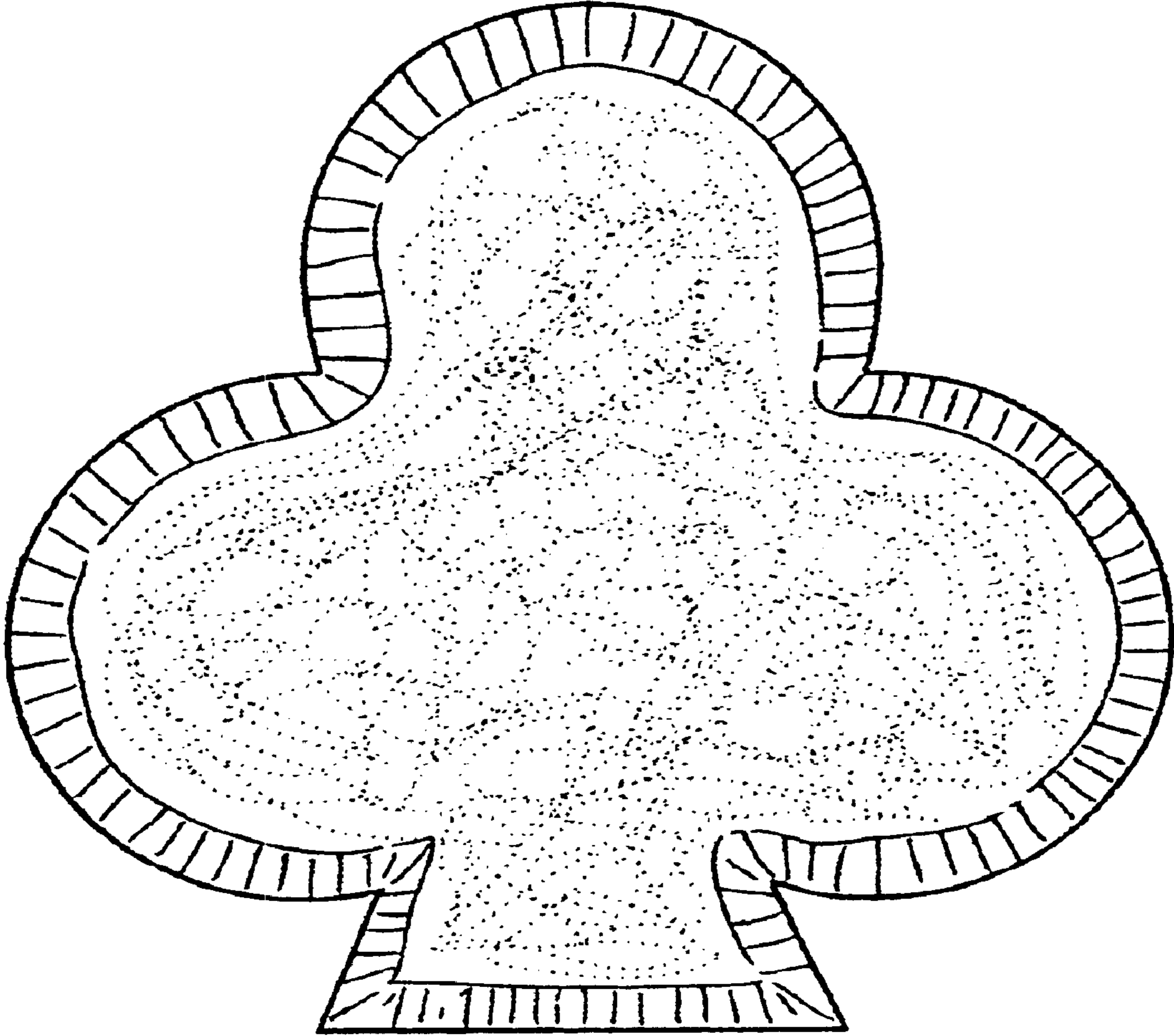


Fig. 1

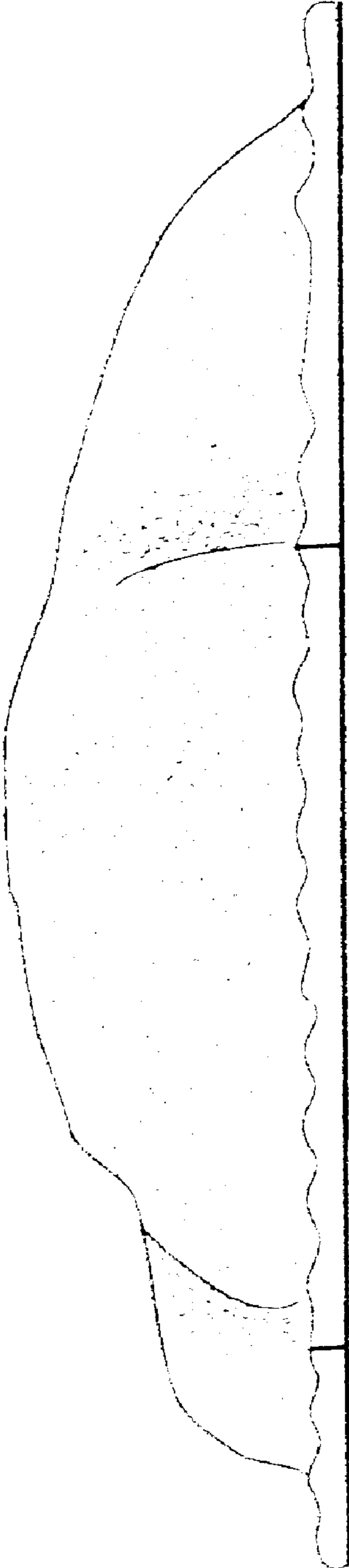


Fig. 2




Fig. 3




Fig. 4




Fig. 5




Fig. 6

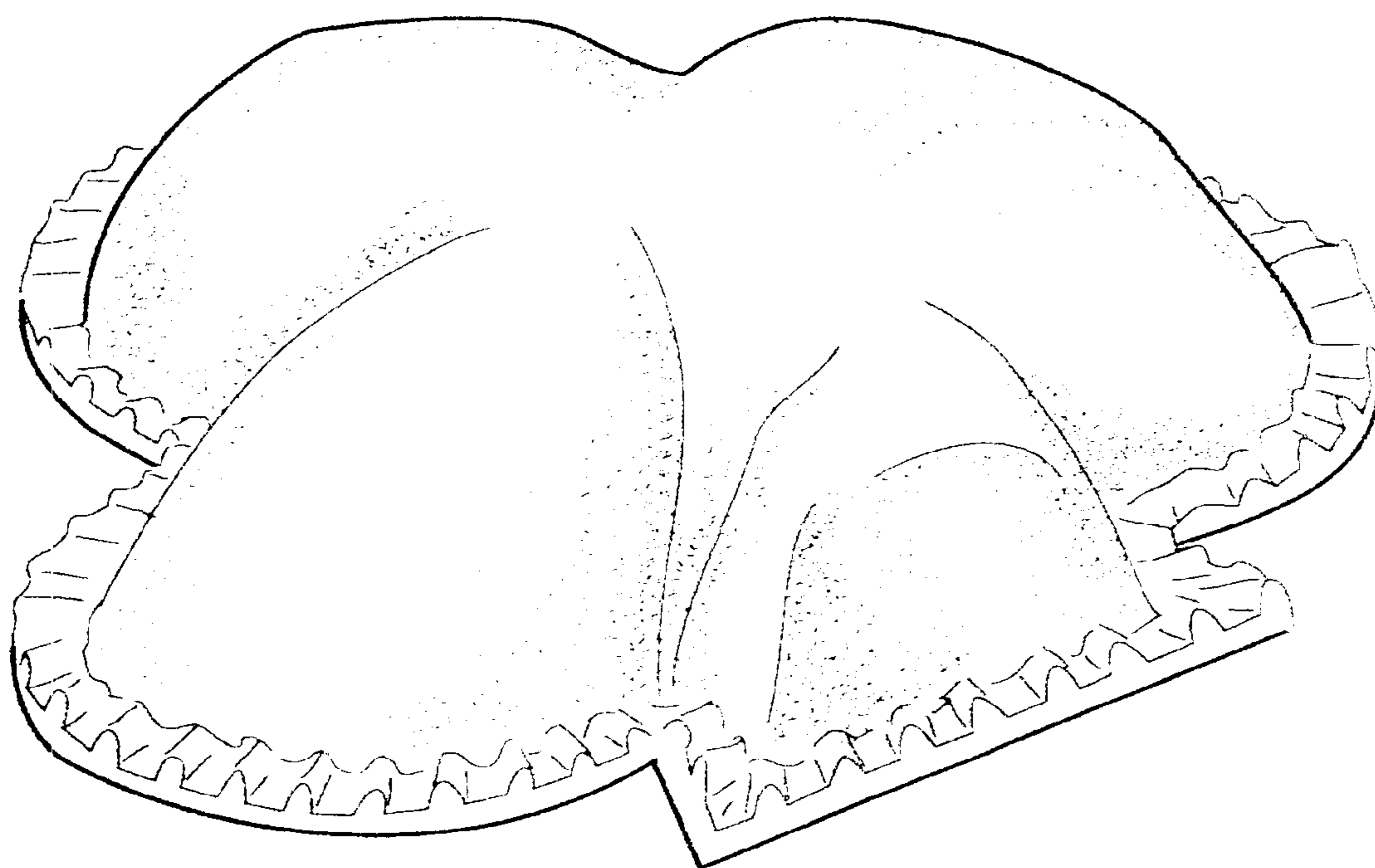


Fig. 7