

US00D492454S1

(12) **United States Design Patent**  
**Saunders**

(10) **Patent No.: US D492,454 S**  
(45) **Date of Patent: \*\* Jun. 29, 2004**

(54) **LEASH**

(76) **Inventor: Steve Saunders**, No. 1, Sunset Blvd.,  
McLeod Hill, New Brunswick (CA),  
E3A 6A3

(\*\*) **Term: 14 Years**

(21) **Appl. No.: 29/175,580**

(22) **Filed: Feb. 7, 2003**

(51) **LOC (7) Cl. .... 30-04**

(52) **U.S. Cl. .... D30/153; 119/792**

(58) **Field of Search .... D30/153; D3/226,**  
D3/234, 231; 119/795, 858, 174, 792, 793,  
797, 719; 224/604, 605, 675

(56) **References Cited**

**U.S. PATENT DOCUMENTS**

5,233,942 A *	8/1993	Cooper et al. ....	119/792
5,727,500 A *	3/1998	Conboy .....	119/174
D408,598 S *	4/1999	Martell .....	D30/153
5,950,571 A	9/1999	Schade .....	119/859
D425,266 S	5/2000	Rubinstein .....	D30/153

6,073,590 A *	6/2000	Polding .....	119/795
6,257,473 B1	7/2001	Ringelstetter .....	224/675
D454,416 S	3/2002	Kaplan .....	D30/153
6,371,055 B1 *	4/2002	Lawrence .....	119/719
6,418,881 B1	7/2002	Starratt .....	119/795

\* cited by examiner

*Primary Examiner*—Pamela Burgess

(74) *Attorney, Agent, or Firm*—Mario Theriault

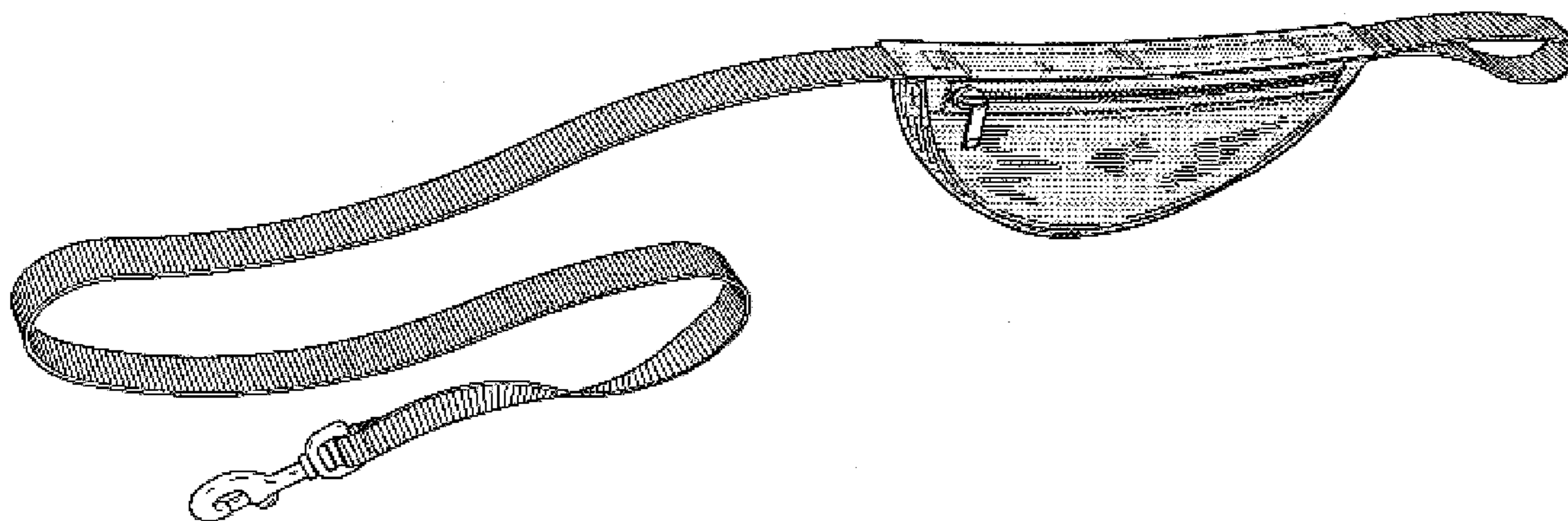
(57) **CLAIM**

The ornamental design for a leash, as shown and described.

**DESCRIPTION**

FIG. 1 is a perspective rear, left side and bottom view of a leash, showing my new design;  
FIG. 2 is a perspective front, left side and top view thereof;  
FIG. 3 is a top view thereof;  
FIG. 4 is a left side view thereof;  
FIG. 5 is a rear view thereof;  
FIG. 6 is a right side view thereof;  
FIG. 7 is a bottom view thereof; and,  
FIG. 8 is a front view thereof.

**1 Claim, 3 Drawing Sheets**



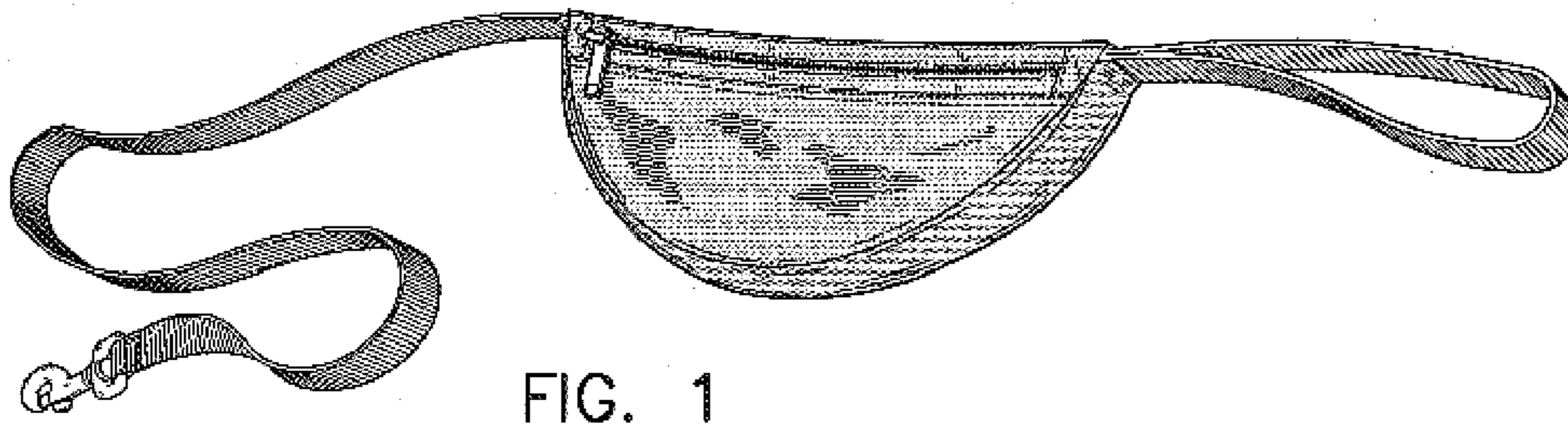


FIG. 1

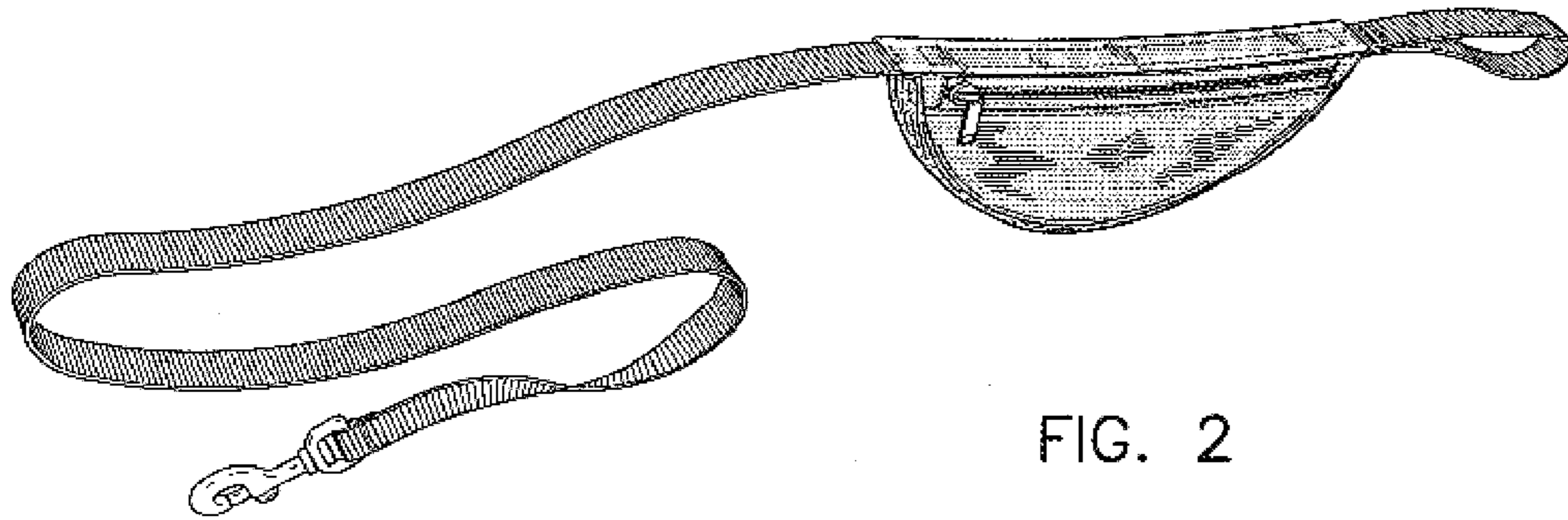


FIG. 2



FIG. 3

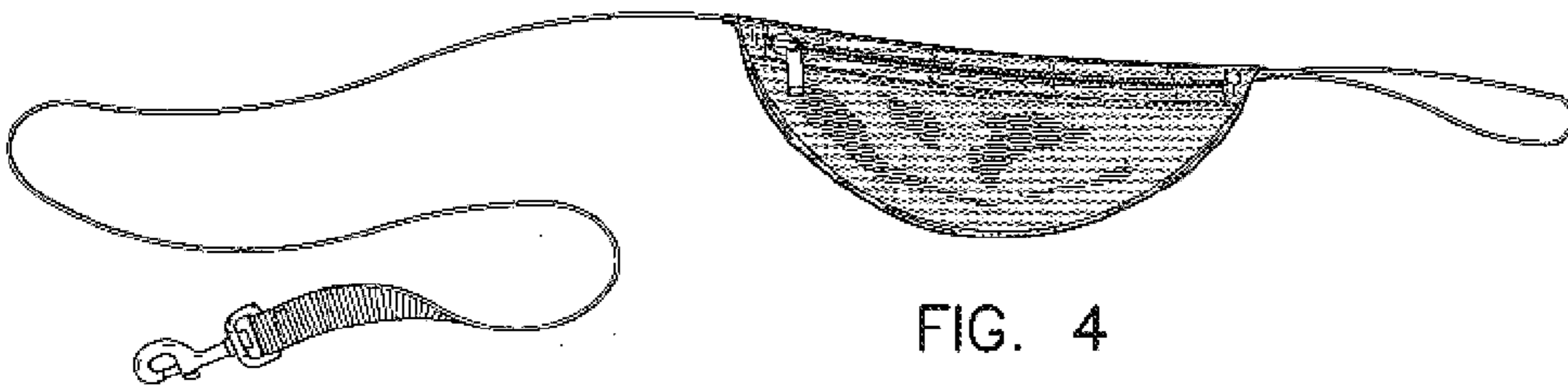


FIG. 4



FIG. 5

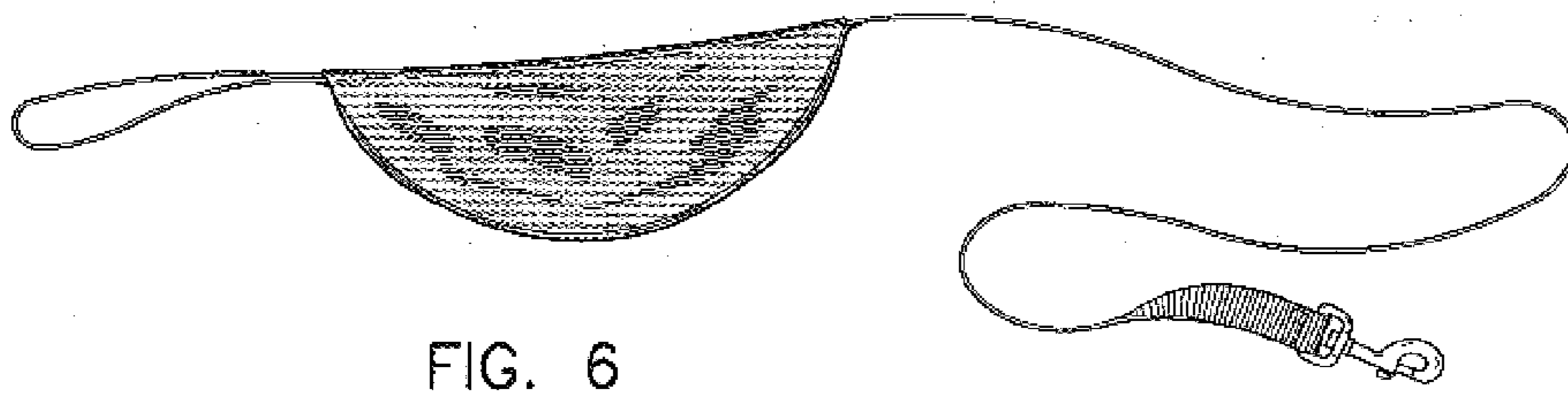


FIG. 6



FIG. 8



FIG. 7