



US00D492439S1

(12) **United States Design Patent**
Cuevas et al.

(10) **Patent No.: US D492,439 S**
(45) **Date of Patent: ** Jun. 29, 2004**

(54) **LIGHT**

2002/0154507 A1 10/2002 Bayer 362/405

(76) Inventors: **Daniel Cuevas**, 1517 Oriole La., Los Angeles, CA (US) 90069; **Richard Hallberg**, 1988 Coldwater Canyon, Los Angeles, CA (US) 90210; **Barbara Wiseley**, 1560 Oriole La., Los Angeles, CA (US) 90069

(**) Term: **14 Years**

(21) Appl. No.: **29/189,840**

(22) Filed: **Sep. 11, 2003**

Related U.S. Application Data

(63) Continuation of application No. 29/180,936, filed on May 2, 2003, now abandoned, which is a continuation of application No. 29/167,420, filed on Sep. 13, 2002, now abandoned.

(51) **LOC (7) Cl.** **26-03**

(52) **U.S. Cl.** **D26/84**

(58) **Field of Search** D26/61-92; 362/404-408, 362/147

(56) **References Cited**

U.S. PATENT DOCUMENTS

D62,137 S	3/1923	Crowell	26/84
D75,265 S	5/1928	Lipsky	26/155
1,668,772 A	5/1928	Kestell	362/405
D374,102 S	9/1996	Schonbek	26/81
D448,511 S	9/2001	Niermann	26/81

OTHER PUBLICATIONS

U.S. Design patent application Ser. No. Unassigned, filed herewith, to Cuevas et al.

U.S. Design patent application Ser. No. 29/180,935, filed May 12, 2003, to Cuevas et al.

U.S. Design patent application Ser. No. 29/167,414, filed Sep. 13, 2002, to Cuevas et al.

Photo of Light, at least as early as May 1, 2002.

Taiwan Lighting, May 2000, p. 54, chandelier in Top Right of Photo.

Primary Examiner—Clare Heflin

(74) *Attorney, Agent, or Firm*—Heslin Rothenberg Farley & Mesiti P.C.; Victor A. Cardona, Esq.

(57) **CLAIM**

The ornamental design for the light, as shown and described.

DESCRIPTION

FIG. 1 is a perspective view of a light comprising the new design;

FIG. 2 is a top view thereof;

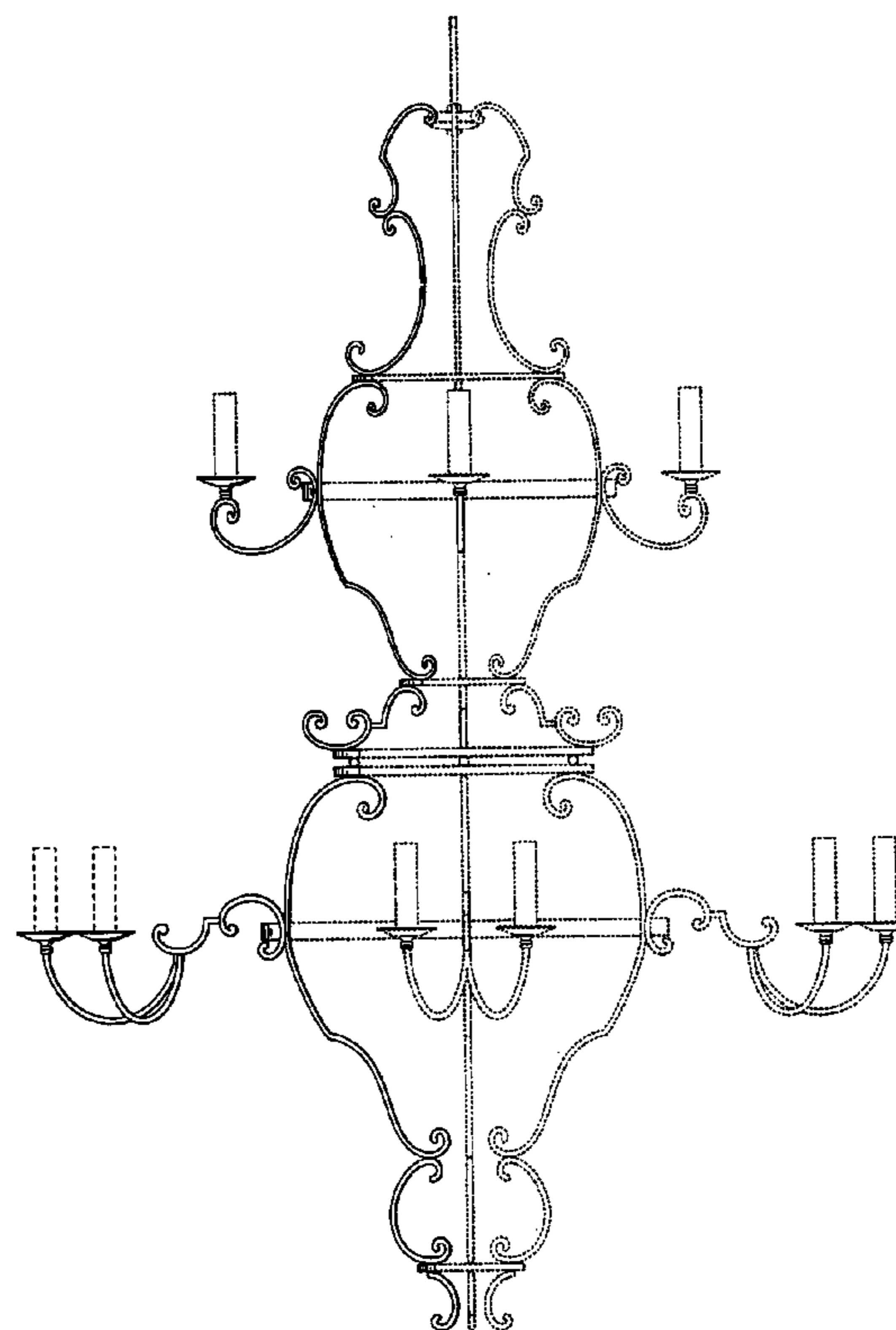

FIG. 3 is a front view thereof;

FIG. 4 is a side view identical to the mirror image of the other side thereof; and,

FIG. 5 is a bottom view thereof.

The broken lines in the drawing figures are for illustrative purposes only and form no part of the claimed design.

1 Claim, 5 Drawing Sheets






FIG. 1

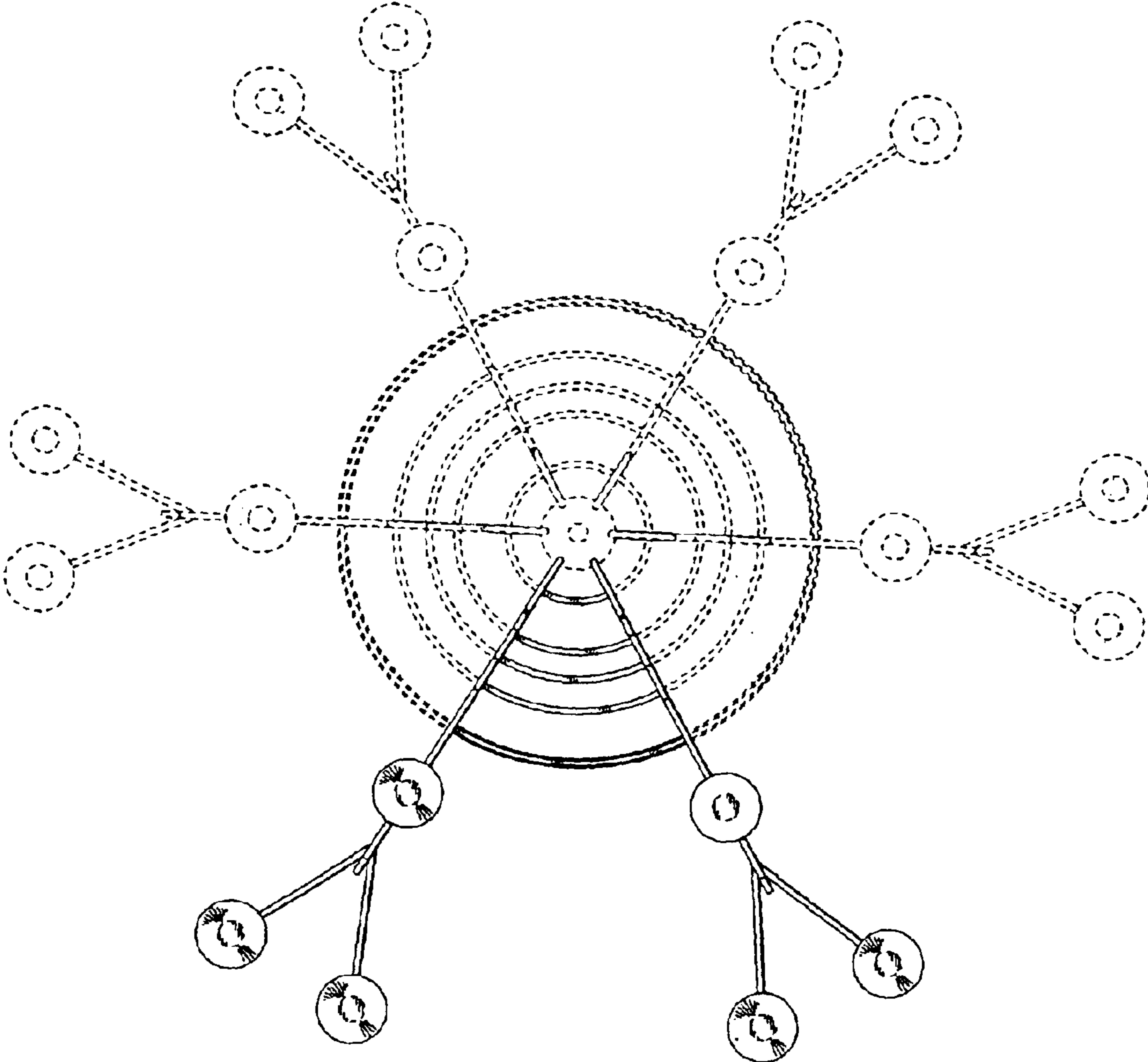


FIG. 2

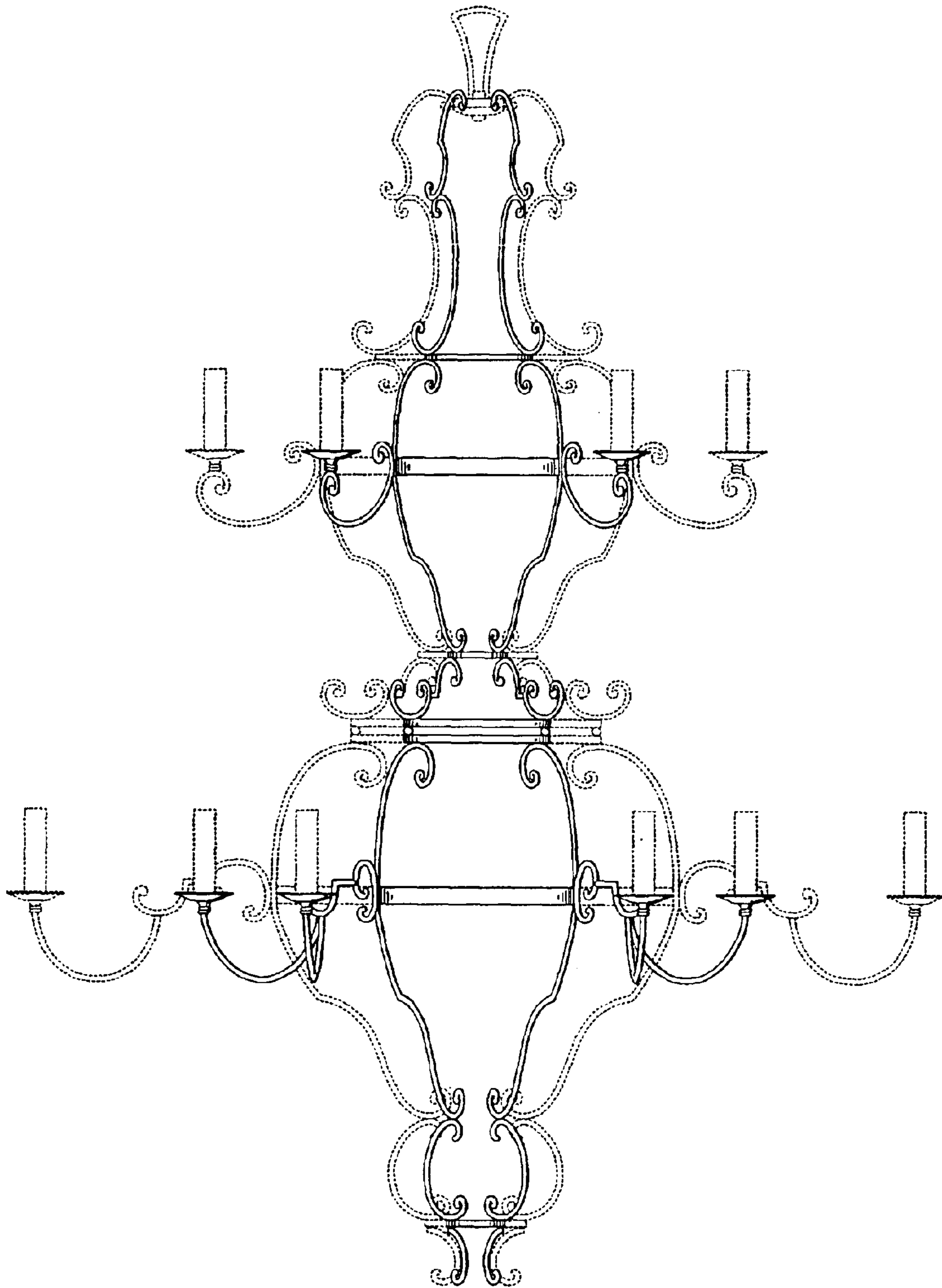


FIG. 3




FIG. 4

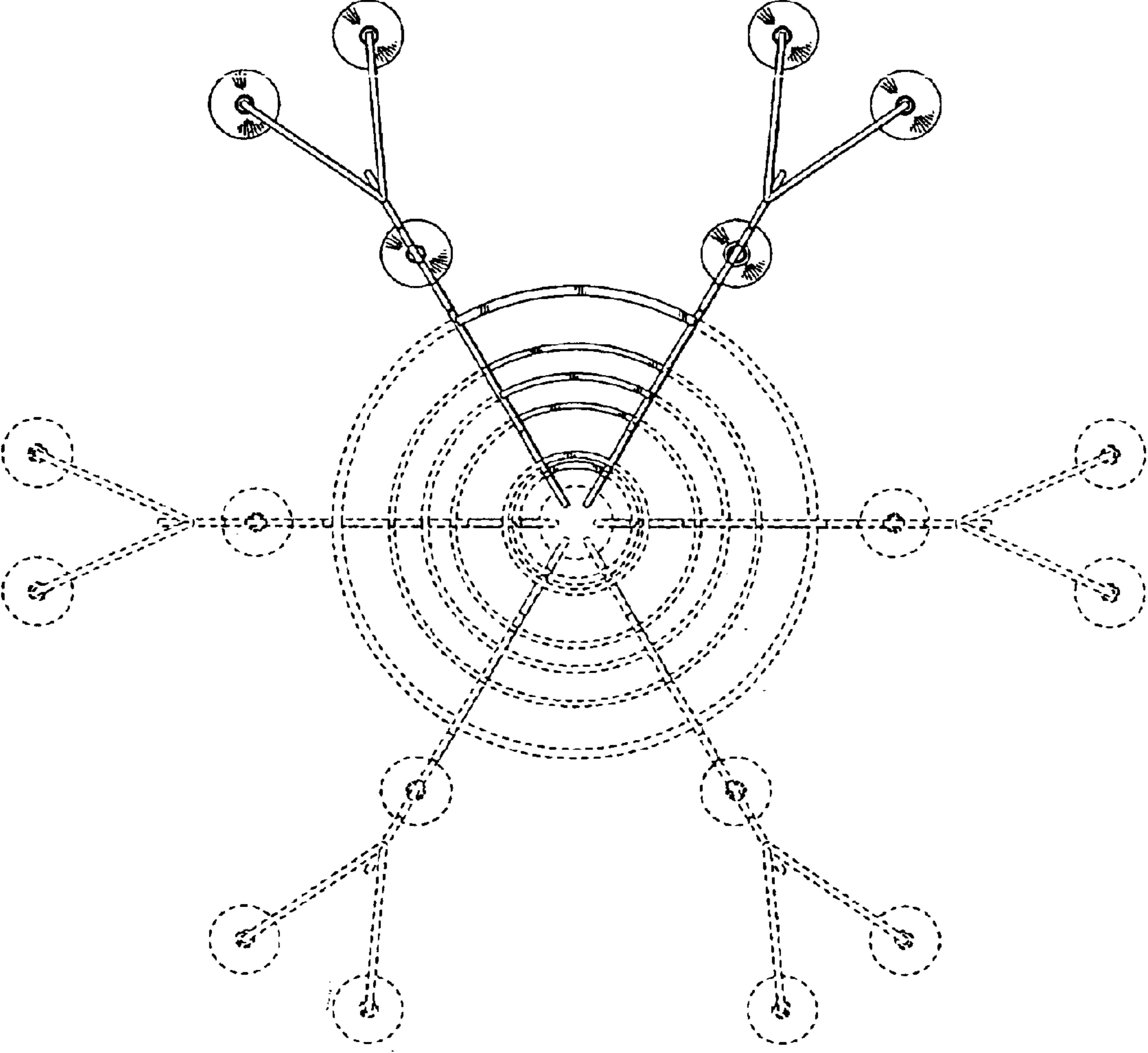


FIG. 5