

US00D492430S1

(12) **United States Design Patent**
Tada et al.

(10) **Patent No.:** **US D492,430 S**
(45) **Date of Patent:** **** Jun. 29, 2004**

(54) **REAR COMBINATION LAMP FOR AN
AUTOMOBILE**

D484,258 S * 12/2003 Numata D26/28
D485,920 S * 1/2004 Yoneyama D26/28

(75) Inventors: **Michio Tada**, Aichi-ken (JP); **Yukio
Kushima**, Aichi-ken (JP)

* cited by examiner

Primary Examiner—Marcus A. Jackson

(73) Assignee: **Toyota Jidosha Kabushiki Kaisha (JP)**

(74) *Attorney, Agent, or Firm*—SAIDMAN DesignLaw
Group

(**) Term: **14 Years**

(57) **CLAIM**

(21) Appl. No.: **29/189,639**

The ornamental design for a rear combination lamp for an
automobile, as shown and described

(22) Filed: **Sep. 9, 2003**

DESCRIPTION

(51) **LOC (7) Cl.** **26-04**

(52) **U.S. Cl.** **D26/28**

(58) **Field of Search** D26/28-36; 362/61,
362/80, 81, 82, 83, 83.4, 267, 269, 275,
330-340


FIG. 1 is a front perspective view of a rear combination lamp
for an automobile showing our new design;
FIG. 2 is a front view thereof;
FIG. 3 is a rear view thereof;
FIG. 4 is a top view thereof;
FIG. 5 is a bottom view thereof;
FIG. 6 is a left-side view thereof; and,
FIG. 7 is a right-side view thereof.

(56) **References Cited**

U.S. PATENT DOCUMENTS

D481,474 S * 10/2003 Yang D26/28
D483,886 S * 12/2003 Horowitz D26/28

1 Claim, 3 Drawing Sheets






FIG. 1

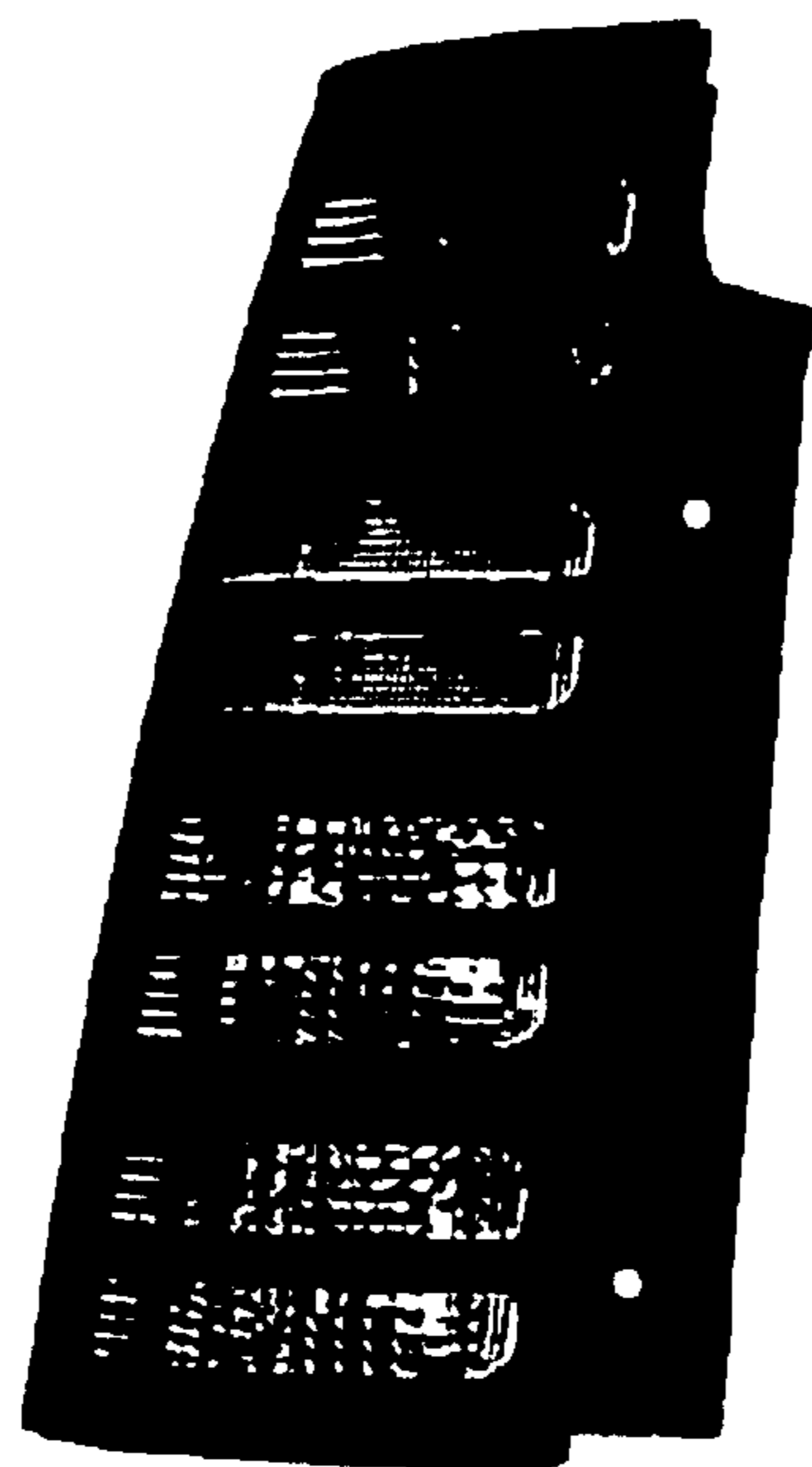


FIG. 2




FIG. 3

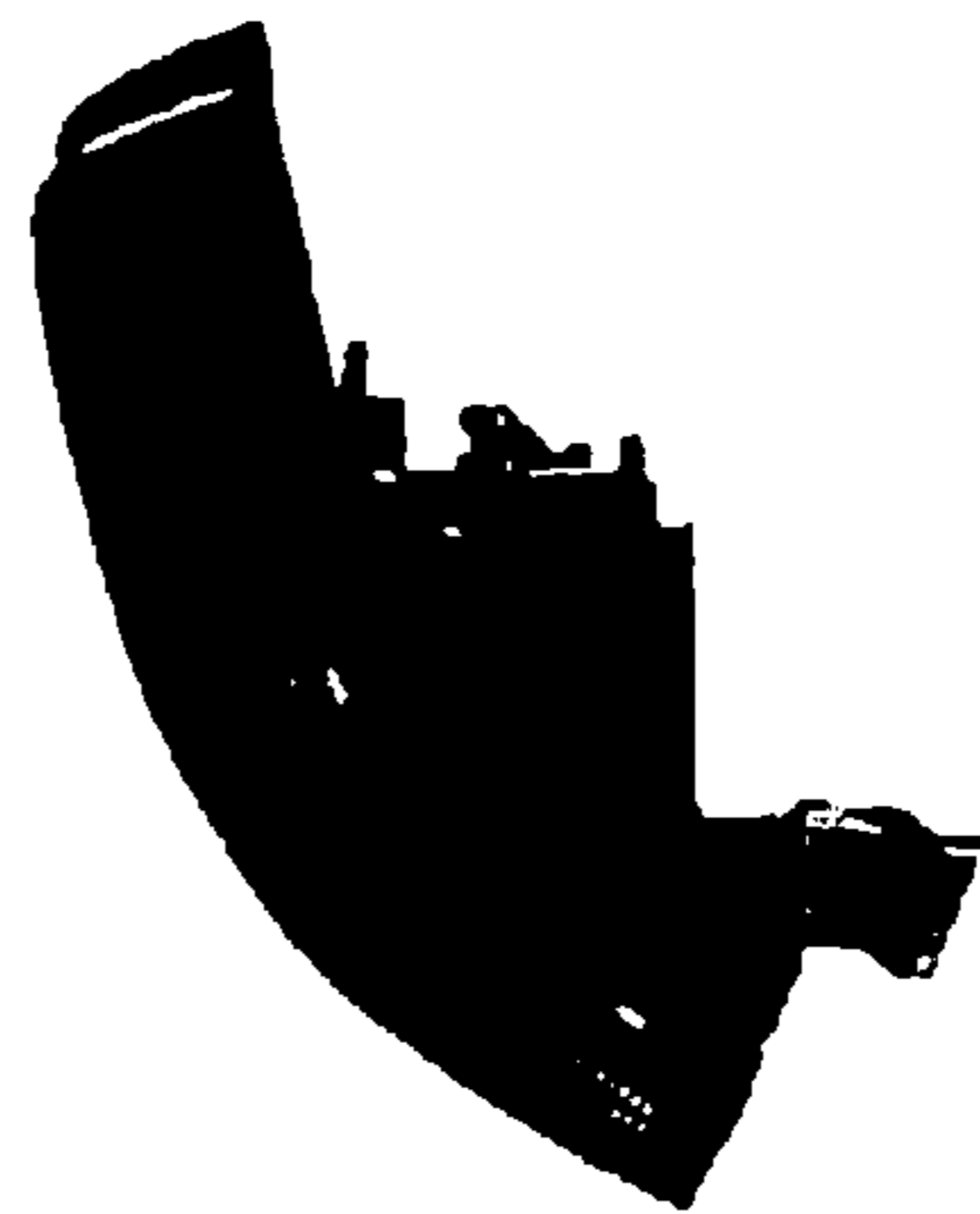


FIG. 4



FIG. 5




FIG. 6




FIG. 7

UNITED STATES PATENT AND TRADEMARK OFFICE
CERTIFICATE OF CORRECTION

PATENT NO. : Des. 492,430 S
DATED : June 29, 2004
INVENTOR(S) : Tada et al.

Page 1 of 5

It is certified that error appears in the above-identified patent and that said Letters Patent is hereby corrected as shown below:

The Title page, showing an illustrative figure 1, should be deleted and substitute therefor the attached title page.

Drawing sheets, consisting of Fig. 1 thru Fig. 7, should be deleted and replaced with the drawing sheets, consisting of Fig. 1 thru Fig. 7, as shown on the attached pages.

Signed and Sealed this

Fifth Day of April, 2005

A handwritten signature in black ink on a light gray dotted background. The signature reads "Jon W. Dudas" in a cursive style.

JON W. DUDAS

Director of the United States Patent and Trademark Office

(12) **United States Design Patent** (10) Patent No.: **US D492,430 S**
Tada et al. (45) Date of Patent: ** **Jun. 29, 2004**

(54) **REAR COMBINATION LAMP FOR AN AUTOMOBILE**

D484,252 S * 12/2003 Nomura D36/28
D485,920 S * 1/2004 Yoneyama D36/28

(75) Inventors: **Michio Tada, Aichi-ken (JP); Yukio Kushima, Aichi-ken (JP)**

* cited by examiner

Primary Examiner—**Marcus A. Jackson**
(74) *Attorney, Agent, or Firm*—**SADMAN DesignLaw Group**

(73) Assignee: **Toyota Jidosha Kabushiki Kaisha (JP)**

(**) Term: **14 Years**

(57) **CLAIM**

(21) Appl. No.: **29/189,639**

The ornamental design for a rear combination lamp for an automobile, as shown and described

(22) Filed: **Sep. 9, 2003**

DESCRIPTION

(51) LOC (7) Cl **16-04**
(52) U.S. Cl **D26/28**
(58) Field of Search **D26/28-36; 362/61, 362/80, 81, 82, 83, 83.4, 267, 269, 275, 330-340**


FIG. 1 is a front perspective view of a rear combination lamp for an automobile showing our new design;
FIG. 2 is a front view thereof;
FIG. 3 is a rear view thereof;
FIG. 4 is a top view thereof;
FIG. 5 is a bottom view thereof;
FIG. 6 is a left-side view thereof; and,
FIG. 7 is a right-side view thereof.

(56) **References Cited**

U.S. PATENT DOCUMENTS

D481,674 S * (10/2003) Yang D26/28
D483,886 S * (12/2003) Horowitz D26/28

1 Claim, 3 Drawing Sheets



U.S. Patent

Jun. 29, 2004

Sheet 1 of 3

D492,430 S




FIG. 1




FIG. 2




FIG. 3




FIG. 4



FIG. 5




FIG. 6




FIG. 7