

US00D492429S1

(12) **United States Design Patent**  
**Ueno**

(10) **Patent No.:** **US D492,429 S**  
(45) **Date of Patent:** **\*\* Jun. 29, 2004**

(54) **FRONT COMBINATION LAMP FOR AN AUTOMOBILE**

2001 Mercedes-Benz A Class; Imported Cars Guide Book 2002; Oct. 24, 2001; p. 119.

(75) Inventor: **Yoshimasa Ueno**, Kanagawa-ken (JP)

\* cited by examiner

(73) Assignee: **Toyota Jidosha Kabushiki Kaisha** (JP)

*Primary Examiner*—Marcus A Jackson

(\*\*) Term: **14 Years**

(74) *Attorney, Agent, or Firm*—Saidman DesignLaw Group

(21) Appl. No.: **29/177,919**

(57) **CLAIM**

(22) Filed: **Mar. 18, 2003**

The ornamental design for a front combination lamp for an automobile, as shown and described.

(51) **LOC (7) Cl.** ..... **26-04**

(52) **U.S. Cl.** ..... **D26/28**

(58) **Field of Search** ..... D26/28-36; 362/61, 362/80, 81, 82, 83, 83.3, 267, 269, 275, 330-340

**DESCRIPTION**

(56) **References Cited**

FIG. 1 is a front perspective view of a front combination lamp for an automobile showing my new design;

**U.S. PATENT DOCUMENTS**

FIG. 2 is a front view thereof;

D479,755 S	*	9/2003	Yanada	.....	D26/28
D481,144 S	*	10/2003	Takei	.....	D26/28
D484,262 S	*	12/2003	Liao	.....	D26/28

FIG. 3 is a rear view thereof;

**OTHER PUBLICATIONS**

2001 Toyota COROLLA SPACIO; Brochure of COROLLA SPACIO; May 2001.

FIG. 4 is a left side thereof;

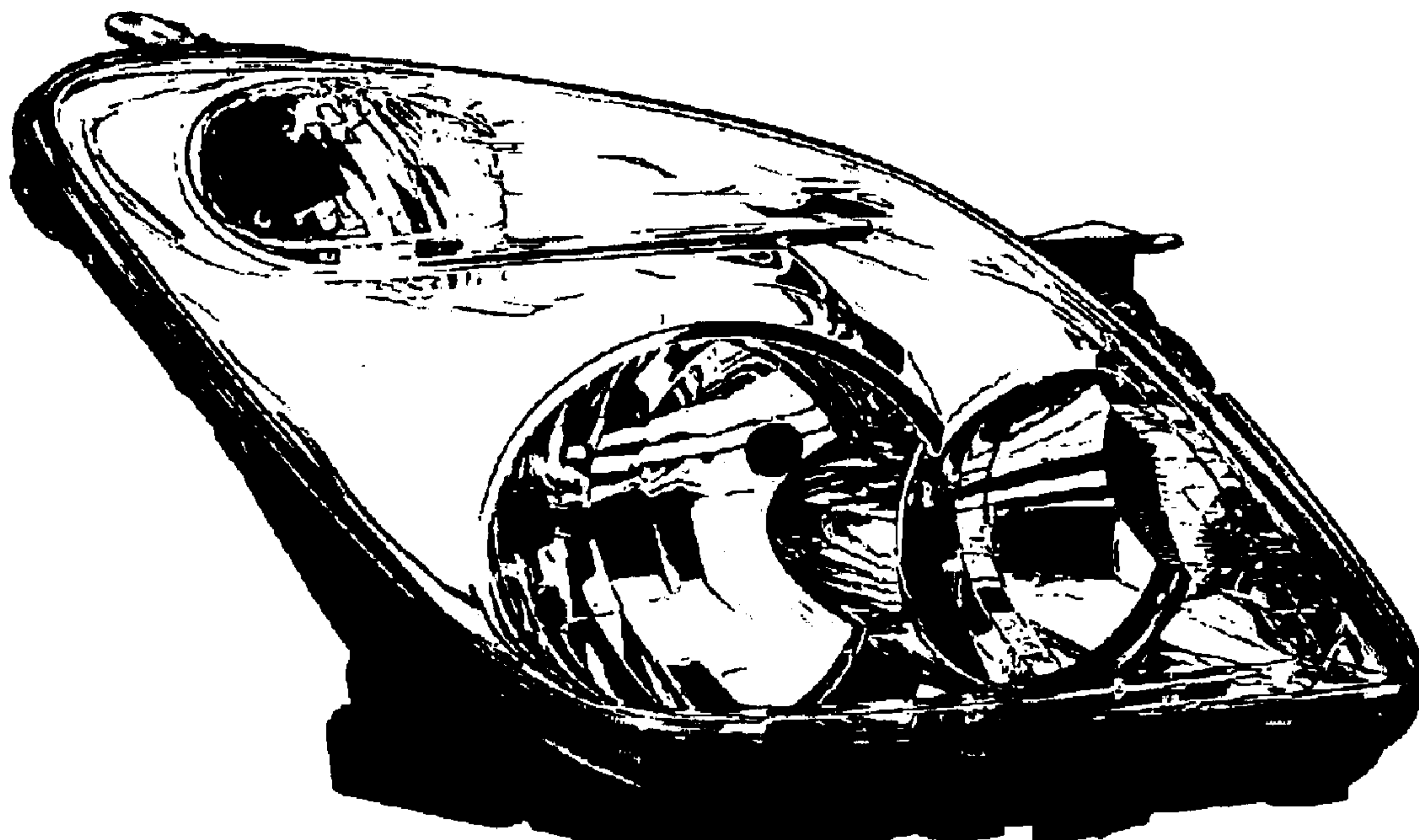
2001 Toyota PREMIO; Brochure of PREMIO; Dec. 2001.

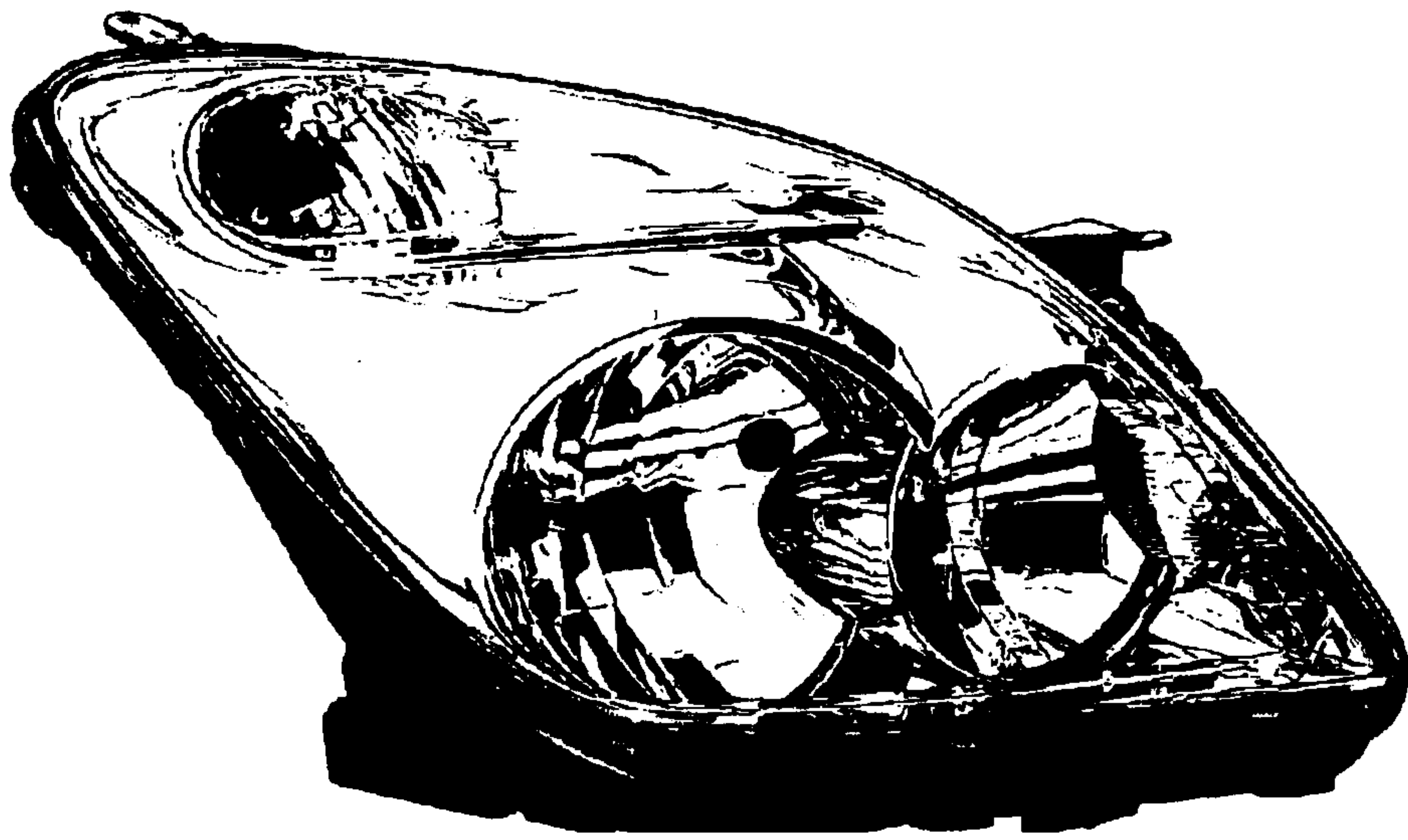
FIG. 5 is a right side thereof;

FIG. 6 is a top view thereof; and,


FIG. 7 is a bottom view thereof.

**1 Claim, 3 Drawing Sheets**







**FIG. 1**



**FIG. 2**




**FIG. 3**



**FIG. 4**



**FIG. 5**



**FIG. 6**



**FIG. 7**

UNITED STATES PATENT AND TRADEMARK OFFICE  
**CERTIFICATE OF CORRECTION**

PATENT NO. : Des. 492,429 S  
DATED : June 29, 2004  
INVENTOR(S) : Ueno

Page 1 of 5


It is certified that error appears in the above-identified patent and that said Letters Patent is hereby corrected as shown below:

The Title page, showing an illustrative figure 1, should be deleted and substitute therefor the attached title page.

Drawing sheets, consisting of Fig. 1 thru Fig. 7, should be deleted and replaced with the drawing sheets, consisting of Fig. 1 thru Fig. 7, as shown on the attached pages.

Signed and Sealed this

Fifth Day of April, 2005

A handwritten signature in black ink on a light gray dotted background. The signature reads "Jon W. Dudas" in a cursive style.

JON W. DUDAS

*Director of the United States Patent and Trademark Office*



(12) **United States Design Patent** (10) Patent No.: **US D492,429 S**  
 Ueno (45) Date of Patent: **Jun. 29, 2004**

(54) **FRONT COMBINATION LAMP FOR AN AUTOMOBILE**

2001 Mercedes-Benz A Class; Imported Cars Guide Book 2002; Oct. 24, 2001; p. 119.

(73) Inventor: **Yoshinasa Ueno, Kanagawa-ken (JP)**

\* cited by examiner

(73) Assignee: **Toyota Jidosha Kabushiki Kaisha (JP)**

Primary Examiner--Marcus A Jackson

(\*\*\*) Term: **14 Years**

(74) Attorney, Agent, or Firm--**Saidman DesignLaw Group**

(21) Appl. No.: **29/177,919**

(57) **CLAIM**

(22) Filed: **Mar. 18, 2003**

The ornamental design for a front combination lamp for an automobile, as shown and described.

(51) LOC (7) Cl. .... **D26-04**

(52) U.S. Cl. .... **D26/28**

(58) Field of Search ..... **D26/28-36, 362/61, 362/80, 81, 82, 83, 83.3, 267, 269, 275, 330-340**

**DESCRIPTION**

FIG. 1 is a front perspective view of a front combination lamp for an automobile showing my new design;

FIG. 2 is a front view thereof;

FIG. 3 is a rear view thereof;

FIG. 4 is a left side thereof;

FIG. 5 is a right side thereof;

FIG. 6 is a top view thereof; and,

FIG. 7 is a bottom view thereof.

(56) **References Cited**


**U.S. PATENT DOCUMENTS**

- D479,755 S \* 9/2003 Yanada ..... D26/28
- D481,144 S \* 10/2003 Takai ..... D26/28
- D484,262 S \* 12/2003 Liao ..... D26/28

**OTHER PUBLICATIONS**

- 2001 Toyota COROLLA SPACIO; Brochure of COROLLA SPACIO; May 2001.
- 2001 Toyota PREMIO; Brochure of PREMIO; Dec. 2001.

1 Claim, 3 Drawing Sheets








FIG. 1




FIG. 2






FIG. 3




FIG. 4




FIG. 5






FIG. 6




FIG. 7