

US00D492425S1

(12) **United States Design Patent**  
**Johnson**

(10) **Patent No.:** **US D492,425 S**  
(45) **Date of Patent:** **\*\* Jun. 29, 2004**

(54) **GRATE**

4,986,025 A \* 1/1991 Imperial ..... 47/33

(75) **Inventor:** **Jeremy I. Johnson**, East Jordan, MI  
(US)

\* cited by examiner

(73) **Assignee:** **East Jordan Iron Works**, East Jordan,  
MI (US)

*Primary Examiner*—Doris Clark  
(74) *Attorney, Agent, or Firm*—Warner Norcross & Judd  
LLP

(\*\*) **Term:** **14 Years**

(57) **CLAIM**

The ornamental design for grate, as shown and described.

(21) **Appl. No.:** **29/191,173**

**DESCRIPTION**

(22) **Filed:** **Oct. 2, 2003**

(51) **LOC (7) Cl.** ..... **25-01**

(52) **U.S. Cl.** ..... **D25/155; D8/1**

(58) **Field of Search** ..... D25/199, 152,  
D25/154, 155, 35, 36, 164; 52/102, 650;  
404/2, 3, 4; 47/33, 65.6; D8/1

FIG. 1 is a perspective view of the grate embodying the new design;

FIG. 2 is an enlarged perspective view thereof;

FIG. 3 is a top elevational view thereof;

FIG. 4 is a perspective view thereof showing segments of one type of assembled grate in broken lines; and,

FIG. 5 is a perspective view thereof showing segments of one type of assembled grate in broken lines.


FIGS. 1–5 show portions of a grate in broken lines. The broken lines are shown for environmental purposes and form no part of the claimed design.

(56) **References Cited**

**U.S. PATENT DOCUMENTS**

D229,080 S \* 11/1973 Mihm ..... D25/155  
D283,003 S \* 3/1986 McKinley ..... D8/1

**1 Claim, 5 Drawing Sheets**





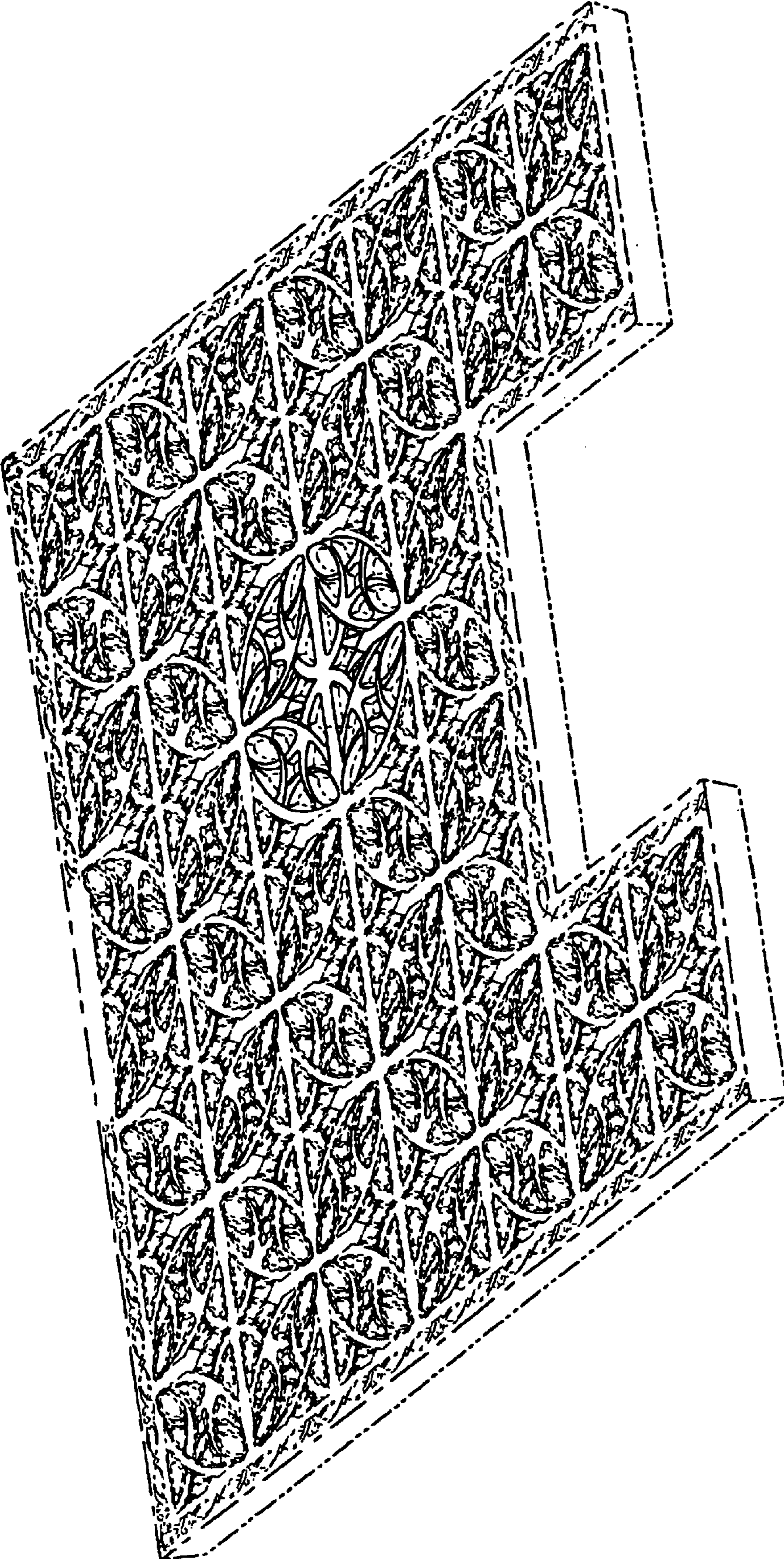


Fig. 1






Fig. 2






Fig. 3



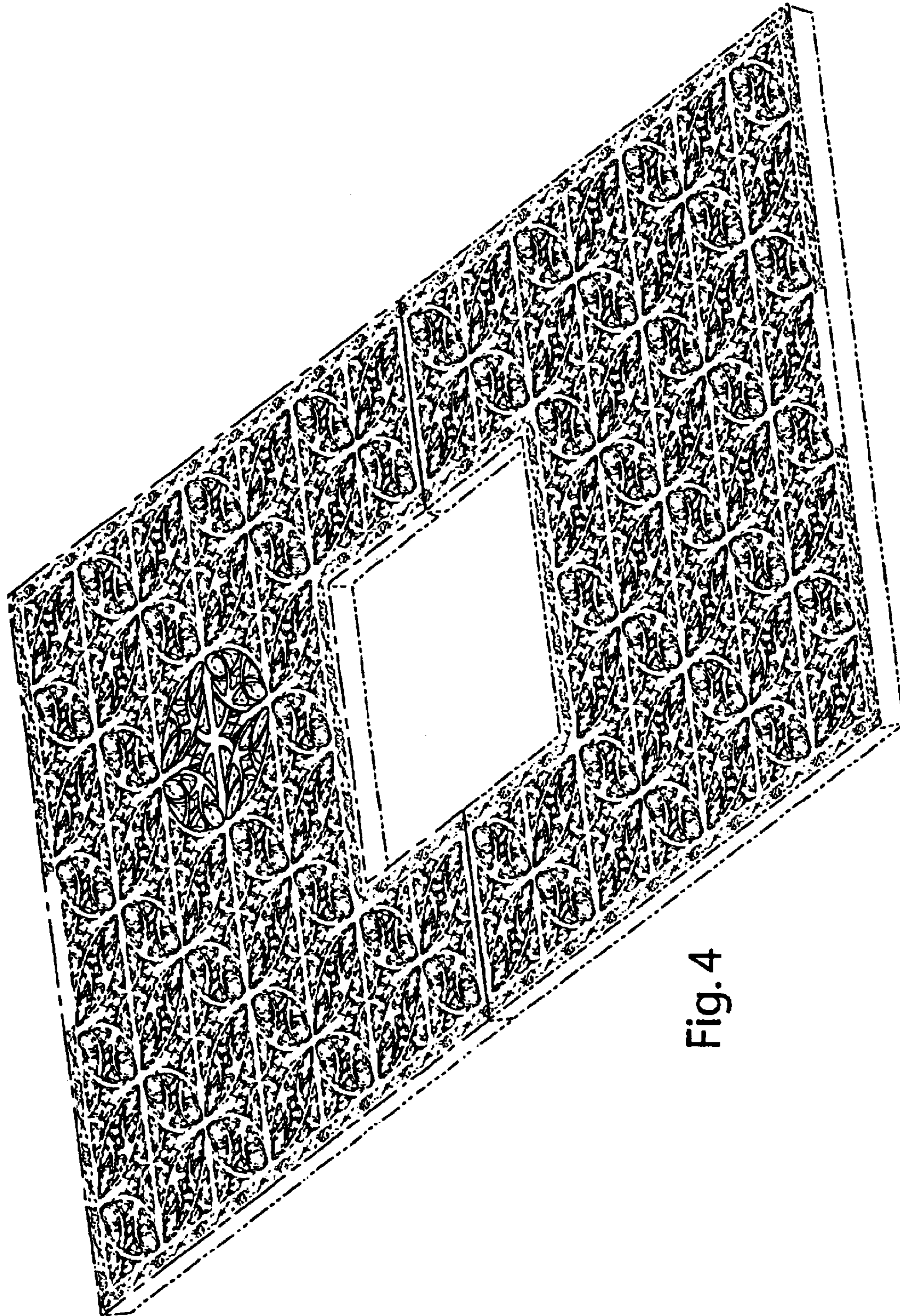


Fig. 4






Fig. 5