

US00D492420S1

(12) **United States Design Patent** (10) **Patent No.:** **US D492,420 S**  
**Lynch et al.** (45) **Date of Patent:** **\*\* Jun. 29, 2004**

(54) **DOOR**

(75) Inventors: **Steven K. Lynch**, St. Charles, IL (US);  
**Dale W. Mayfield**, Tampa, FL (US);  
**Jason W. Caulk**, St. Charles, IL (US);  
**Larry Repar**, Ontario (CA)

(73) Assignee: **Masonite Corporation**, Tampa, FL  
(US)

(\*\*) Term: **14 Years**

(21) Appl. No.: **29/168,814**

(22) Filed: **Oct. 10, 2002**

(51) **LOC (7) Cl.** ..... **25-02**

(52) **U.S. Cl.** ..... **D25/48**

(58) **Field of Search** ..... D25/48; 52/455,  
52/309.14

(56) **References Cited**

**U.S. PATENT DOCUMENTS**

D275,522 S \* 9/1984 d'Epagnier ..... D25/48  
D467,350 S \* 12/2002 Jimenez et al. .... D25/48

\* cited by examiner

*Primary Examiner*—Doris Clark

(74) *Attorney, Agent, or Firm*—Liniak, Berenato & White, LLC

(57) **CLAIM**

The ornamental design for a door, as shown and described.

**DESCRIPTION**

FIG. 1 is a front elevational view of our design, with the rear view being a mirror image thereof;

FIG. 2 is a fragmentary perspective view taken along the line 2—2 of FIG. 1, viewed in the direction of the arrows, illustrating the profile of our design;

FIG. 3 is a fragmentary cross-sectional view of one of the panels shown in FIG. 2;

FIG. 4 is a fragmentary front elevational view showing the profile of FIG. 2; and,

FIG. 5 is a front elevational view of a second embodiment of our design, with the rear view being a mirror image thereof and with the profile of FIGS. 2—4 being incorporated therein.

**1 Claim, 3 Drawing Sheets**

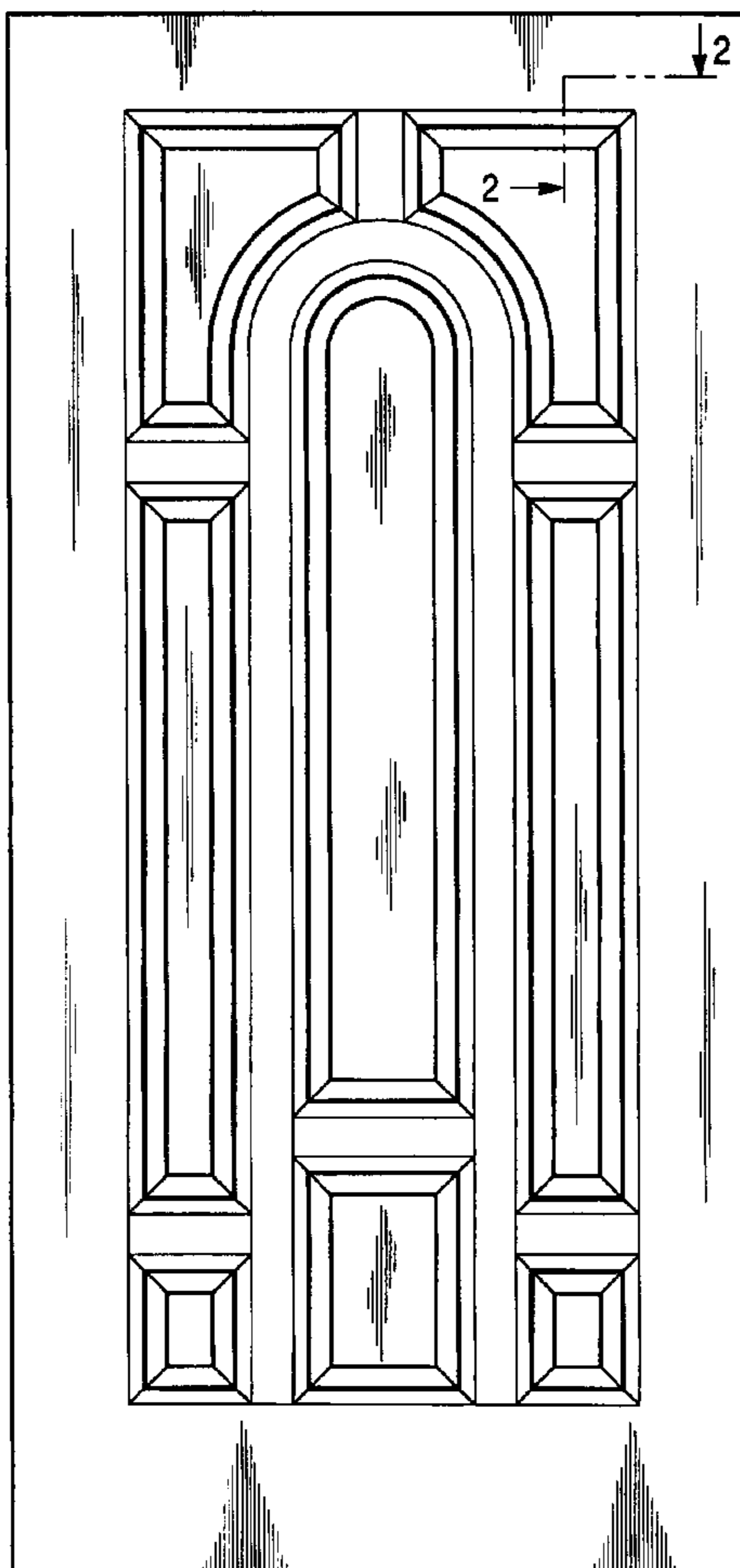


Fig. 1




Fig. 2

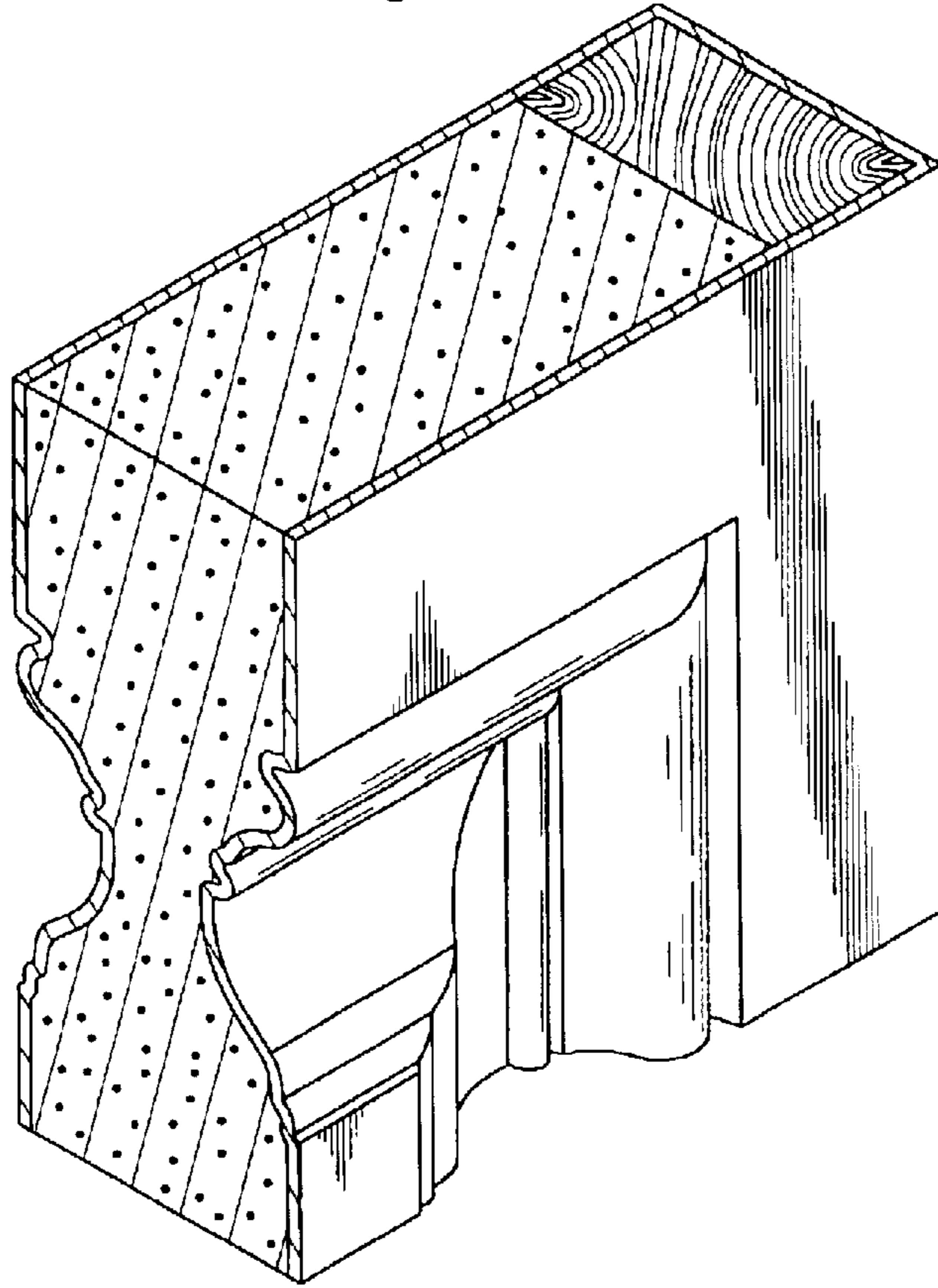


Fig. 3

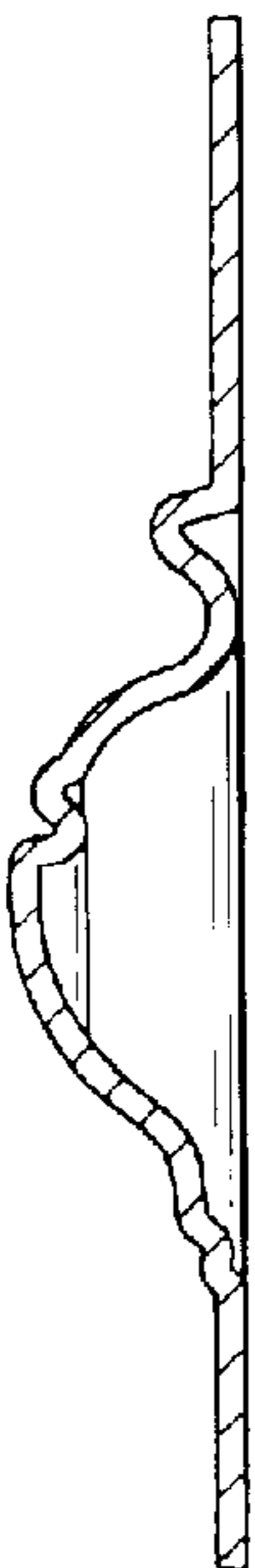


Fig. 4




Fig. 5

