

US00D492411S1

(12) **United States Design Patent**
Bierman

(10) **Patent No.:** **US D492,411 S**
(45) **Date of Patent:** **** Jun. 29, 2004**

(54) **ANCHOR PAD**

(75) Inventor: **Steven F. Bierman**, Del Mar, CA (US)

(73) Assignee: **Venetec International, Inc.**, San Diego, CA (US)

(**) Term: **14 Years**

(21) Appl. No.: **29/179,916**

(22) Filed: **Apr. 14, 2003**

(51) **LOC (7) Cl.** **24-04**

(52) **U.S. Cl.** **D24/128; D24/189**

(58) **Field of Search** **D24/128, 189;**
128/DIG. 26; 604/180, 174; 602/46, 41,
52

(56) **References Cited**

U.S. PATENT DOCUMENTS

2,426,758	A	9/1947	Whiteford
2,525,398	A	10/1950	Collins
2,707,953	A	5/1955	Ryan
3,059,645	A	10/1962	Hasbrouck et al.
3,064,648	A	11/1962	Bujan
3,482,569	A	12/1969	Raffaelli, Sr.
3,613,663	A	10/1971	Johnson
3,630,195	A	12/1971	Santomieri
3,677,250	A	7/1972	Thomas
3,766,915	A	10/1973	Rychlik
3,834,380	A	9/1974	Boyd
3,856,020	A	12/1974	Kovac
3,906,946	A	9/1975	Nordstrom
3,973,565	A	8/1976	Steer
4,020,835	A	5/1977	Nordstrom et al.

(List continued on next page.)

FOREIGN PATENT DOCUMENTS

EP	0 064 284	A2	11/1982
EP	0 356 683	A1	3/1990
FR	2 381 529		9/1978
WO	WO 92/03070		3/1992
WO	WO 92/19309		11/1992

Primary Examiner—Ian Simmons

(74) *Attorney, Agent, or Firm*—Knobbe Martens Olson & Bear LLP

(57) **CLAIM**

The ornamental design for an anchor pad, as shown and described.

DESCRIPTION

FIG. 1 is an isometric view of the anchor pad of the present invention, illustrated with its release liner shown in broken lines;

FIG. 2 is a top plan view of the anchor pad as shown in FIG. 1 with an upper cover disposed above a well;

FIG. 3 is a bottom plan view of the anchor pad as shown in FIG. 1;

FIG. 4 is a rear elevational view of the anchor pad as shown in FIG. 1;

FIG. 5 is a front elevational view of the anchor pad as shown in FIG. 1;

FIG. 6 is a right side elevational view of the anchor pad as shown in FIG. 1, the left side view being a mirror image of the illustrated view;

FIG. 7 is an isometric view of the anchor pad of the present invention, illustrated with the upper cover removed to expose the well;

FIG. 8 is a top plan view of the anchor pad as shown in FIG. 7;

FIG. 9 is a bottom plan view of the anchor pad as shown in FIG. 7;

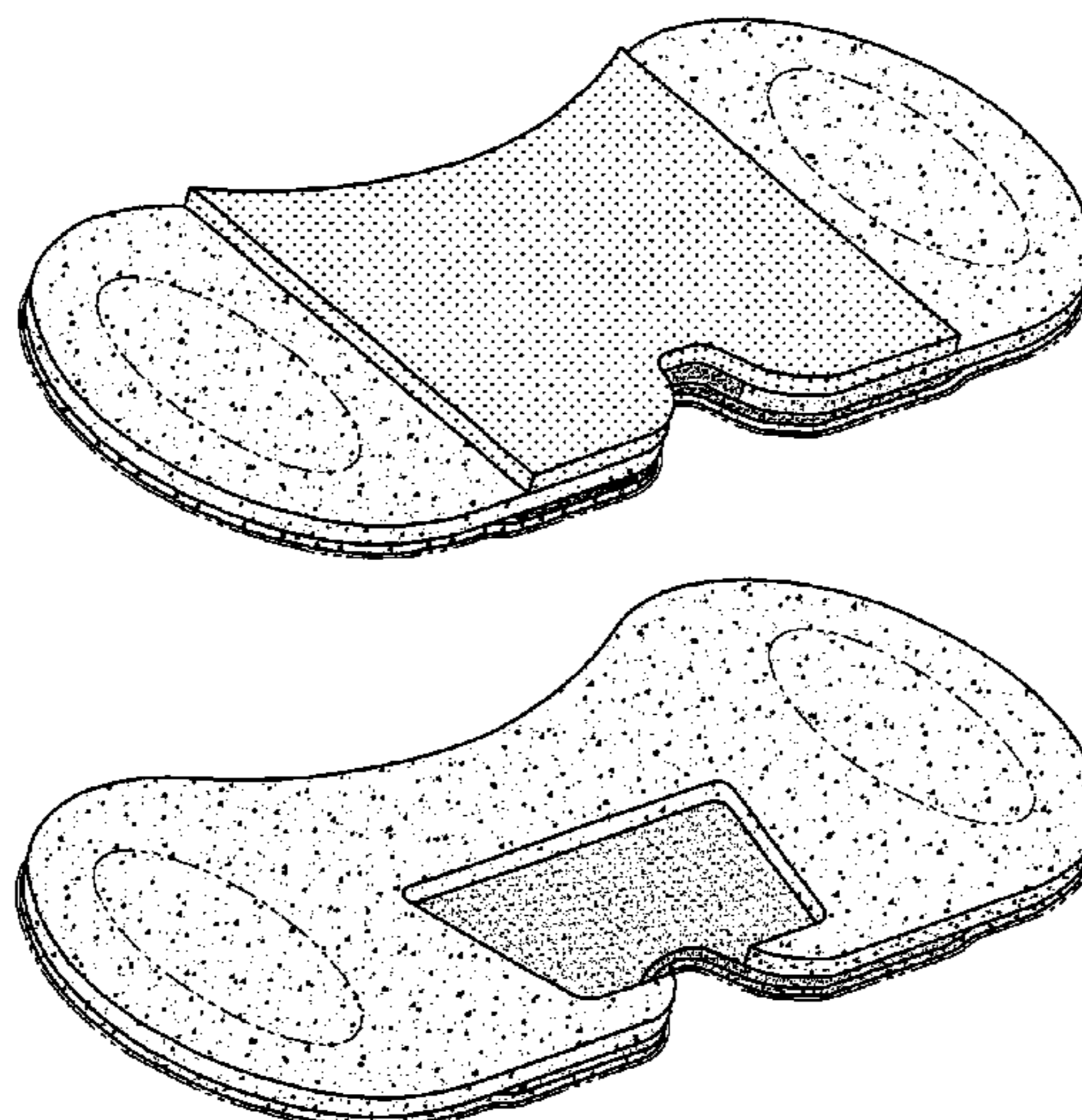
FIG. 10 is a rear elevational view of the anchor pad as shown in FIG. 7;

FIG. 11 is a front elevational view of the anchor pad as shown in FIG. 7; and,

FIG. 12 is a right side elevational view of the anchor pad as shown in FIG. 7, the left side view being a mirror image of the illustrated view.

The broken line showing in the FIGS. 1 through 12 are for illustrative purposes only and forms no part of the claimed design.

1 Claim, 4 Drawing Sheets



U.S. PATENT DOCUMENTS

4,057,066 A	11/1977	Taylor	5,236,421 A	8/1993	Becher
4,059,105 A	11/1977	Cutruzzula et al.	5,266,401 A	11/1993	Tollini
4,129,128 A	12/1978	McFarlane	5,292,312 A	3/1994	Delk et al.
4,142,527 A	3/1979	Garcia	5,304,146 A	4/1994	Johnson et al.
4,161,177 A	7/1979	Fuchs	5,306,243 A	4/1994	Bonaldo
4,224,937 A	9/1980	Gordon	5,314,411 A	5/1994	Bierman et al.
4,248,229 A	2/1981	Miller	5,338,308 A	8/1994	Wilk
4,250,880 A	2/1981	Gordon	5,342,317 A	8/1994	Claywell
4,316,461 A	2/1982	Marais et al.	5,344,406 A	9/1994	Spooner
4,324,236 A	4/1982	Gordon et al.	5,354,282 A	10/1994	Bierman
4,326,519 A	4/1982	D'Alo et al.	5,372,589 A	12/1994	Davis
4,333,468 A	6/1982	Geist	5,380,293 A	1/1995	Grant
4,362,156 A	12/1982	Feller, Jr. et al.	5,380,395 A	1/1995	Uchida
4,392,853 A	7/1983	Muto	5,403,285 A	4/1995	Roberts
4,397,647 A	8/1983	Gordon	5,413,562 A	5/1995	Swauger
4,449,975 A	5/1984	Perry	5,443,460 A	8/1995	Miklusek
4,453,933 A	6/1984	Speaker	D362,505 S	9/1995	Fabricant
4,480,639 A	11/1984	Peterson et al.	5,456,671 A	10/1995	Bierman
4,490,141 A	12/1984	Lacko et al.	5,468,231 A	11/1995	Newman et al.
4,534,762 A	8/1985	Heyer	5,470,321 A	11/1995	Forster et al.
4,563,177 A	1/1986	Kamen	D364,922 S	12/1995	Bierman
4,633,863 A	1/1987	Filips et al.	5,496,282 A	3/1996	Militzer et al.
4,711,636 A	12/1987	Bierman	5,496,283 A	3/1996	Alexander
4,742,824 A	5/1988	Payton	5,499,976 A	3/1996	Dalton
4,808,162 A	2/1989	Oliver	5,520,656 A	5/1996	Byrd
4,822,342 A	4/1989	Brawner	5,527,293 A	6/1996	Zamierowski
4,846,807 A	7/1989	Safadago	D375,355 S	11/1996	Bierman
4,852,844 A	8/1989	Villaveces	D375,356 S	11/1996	Bierman
4,857,058 A	8/1989	Payton Hugh W.	5,578,013 A	11/1996	Bierman
4,863,432 A	9/1989	Kvalo	5,593,395 A	1/1997	Martz
4,897,082 A	1/1990	Erskine	5,637,098 A	6/1997	Bierman
4,898,587 A	2/1990	Mera	D382,343 S	8/1997	Wandell et al.
4,919,654 A	4/1990	Kalt	5,685,859 A	11/1997	Kornerup
4,921,199 A	5/1990	Villaveces	5,693,032 A	12/1997	Bierman
4,955,864 A	9/1990	Hajduch	5,722,959 A	3/1998	Bierman
4,976,700 A	12/1990	Tollini	5,743,885 A	4/1998	Hoerby
5,037,397 A	8/1991	Kalt et al.	5,810,781 A	9/1998	Bierman
5,038,778 A	8/1991	Lott	D424,691 S *	5/2000	Yavitz D24/128
5,073,170 A	12/1991	Schneider	6,132,399 A	10/2000	Shultz
5,084,026 A	1/1992	Shapiro	6,224,571 B1	5/2001	Bierman
5,090,410 A *	2/1992	Saper et al. 602/41	6,258,066 B1	7/2001	Urich
5,125,907 A	6/1992	Philpott	6,273,873 B1	8/2001	Fleischer
5,147,322 A	9/1992	Bowen et al.	6,302,867 B1	10/2001	Brown, Jr. et al.
5,156,641 A	10/1992	White	D457,629 S *	5/2002	Dunshee et al. D24/189
5,192,273 A	3/1993	Bierman et al.	6,428,516 B1	8/2002	Bierman
5,192,274 A	3/1993	Bierman	D473,947 S *	4/2003	Jacobson D24/189
5,195,981 A	3/1993	Johnson	2001/0056262 A1	12/2001	Cabiri et al.
5,224,935 A	7/1993	Hollands			

* cited by examiner

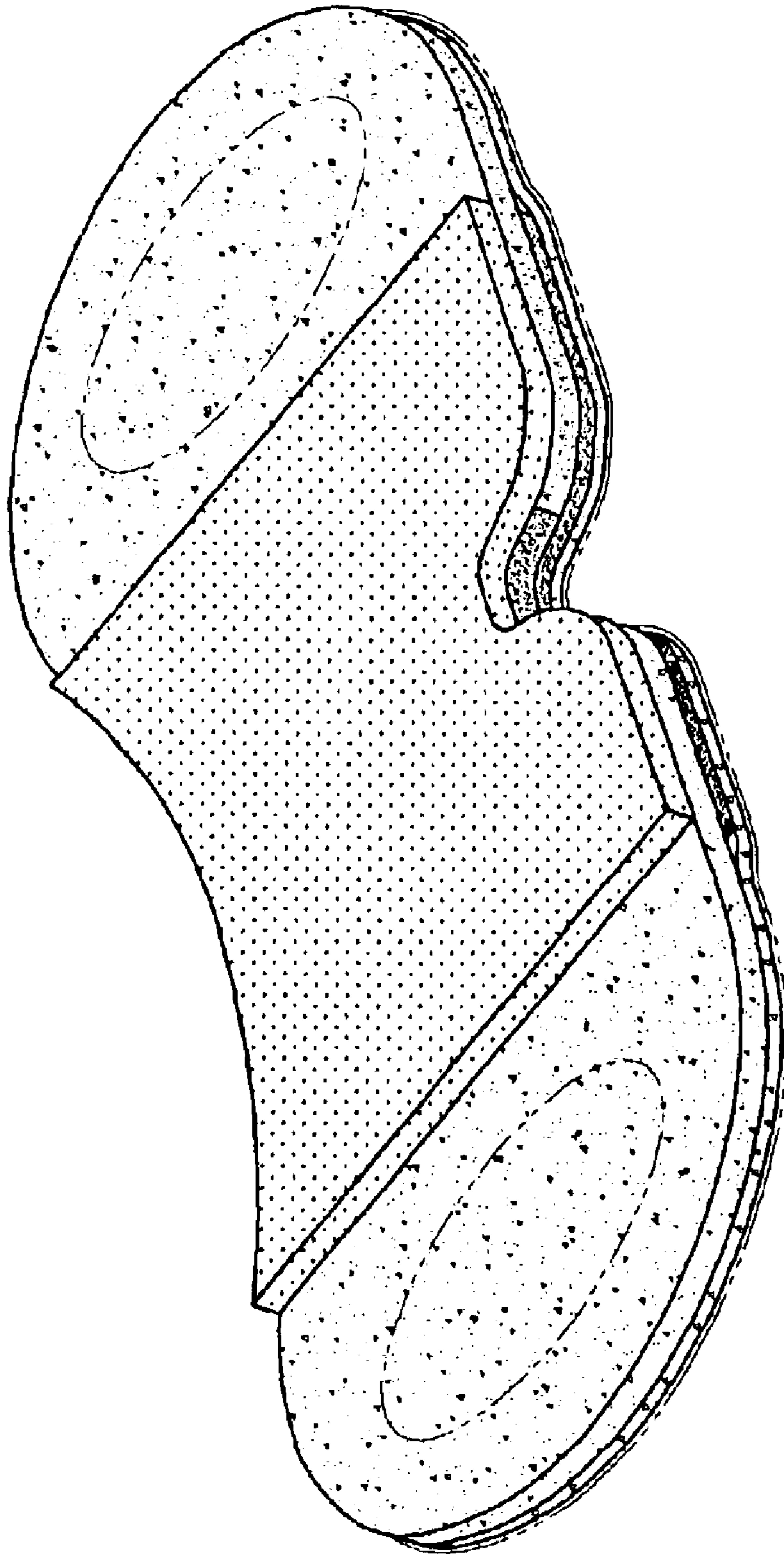


FIG. 1

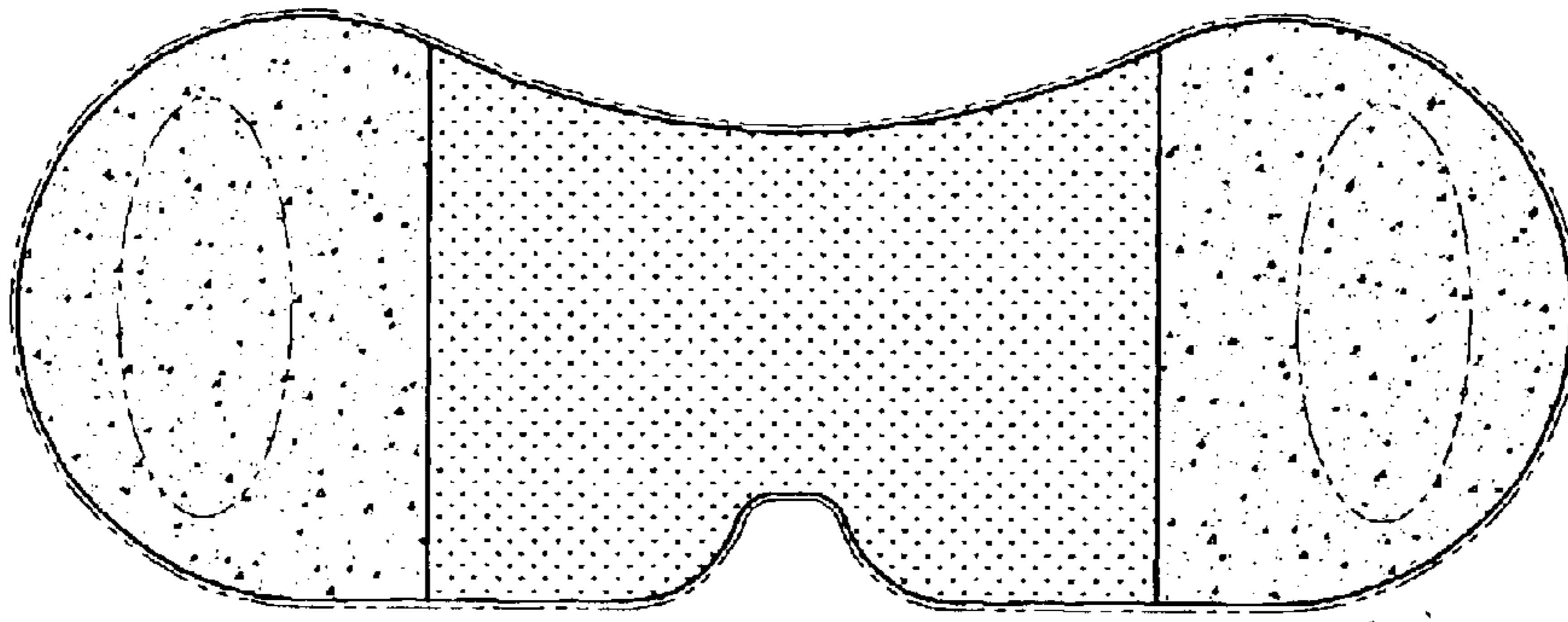


FIG. 2

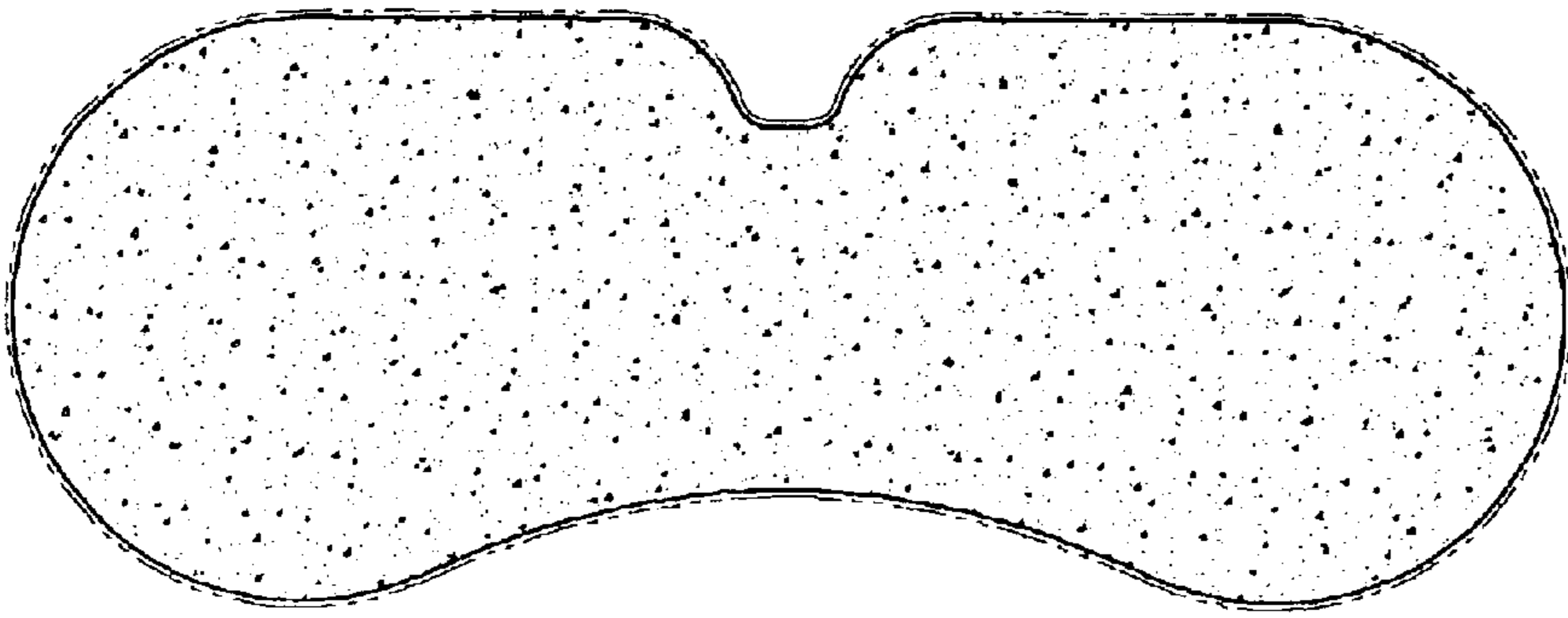


FIG. 3



FIG. 4



FIG. 5




FIG. 6

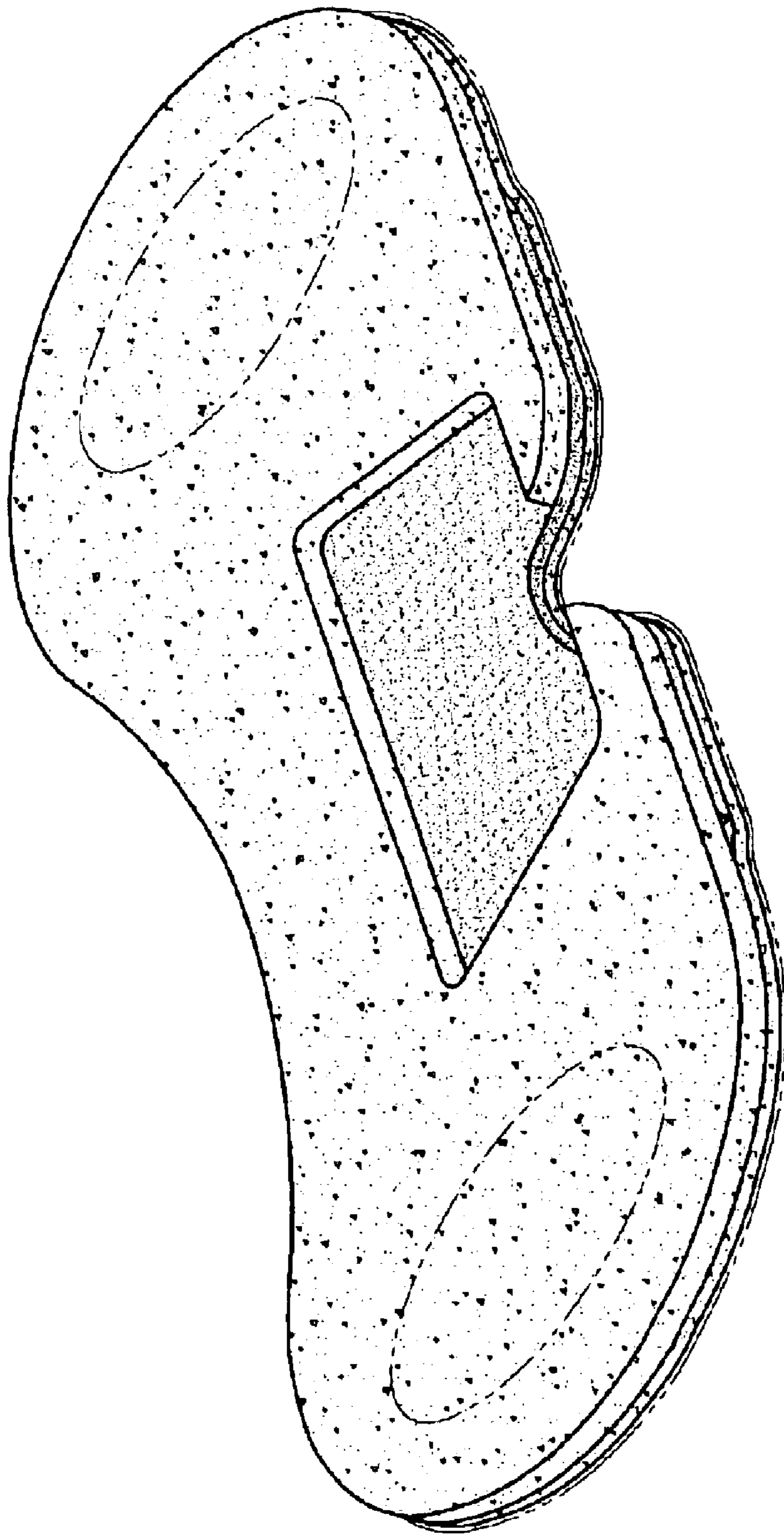


FIG. 7

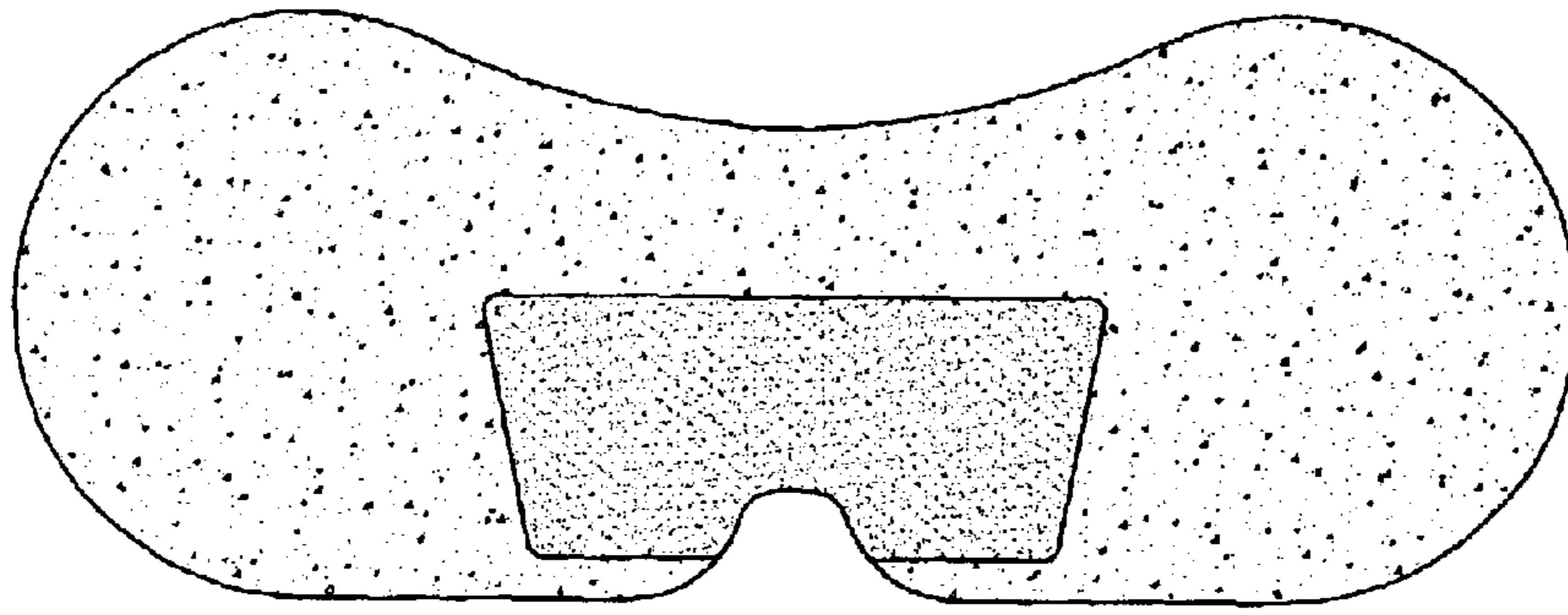


FIG. 8

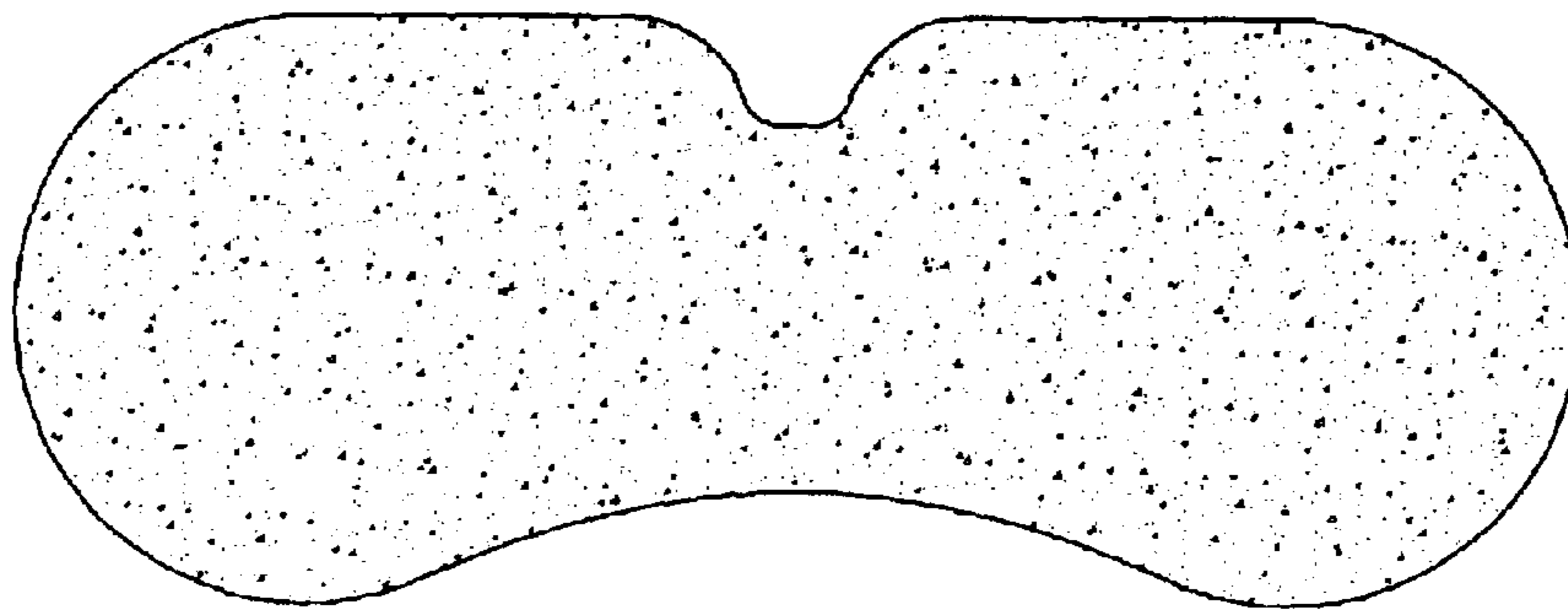


FIG. 9



FIG. 10



FIG. 11




FIG. 12