

US00D492409S1

(12) **United States Design Patent**
Otsubo et al.

(10) **Patent No.:** **US D492,409 S**
(45) **Date of Patent:** **** Jun. 29, 2004**

(54) **DISPOSABLE DIAPER PANT**

(75) Inventors: **Toshifumi Otsubo**, Kagawa-ken (JP);
Shunsuke Takino, Kagawa-ken (JP);
Nariaki Shimoe, Kagawa-ken (JP);
Toru Sasaki, Kagawa-ken (JP)

(73) Assignee: **Uni-Charm Corporation**, Ehime-ken (JP)

(**) Term: **14 Years**

(21) Appl. No.: **29/176,614**

(22) Filed: **Feb. 27, 2003**

(30) **Foreign Application Priority Data**

Aug. 29, 2002 (JP) 2002-027316

(51) **LOC (7) Cl.** **24-04**

(52) **U.S. Cl.** **D24/126; D24/124**

(58) **Field of Search** **D24/124, 126;**
604/358, 359, 360, 361, 378, 384, 385.01,
385.02

(56) **References Cited**

U.S. PATENT DOCUMENTS

D422,077 S * 3/2000 Suprise et al. D24/126

D422,078 S * 3/2000 Vukos et al. D24/126
D438,304 S * 2/2001 Popp et al. D24/126
D438,614 S * 3/2001 Ratliff et al. D24/126
D438,615 S * 3/2001 Dimitrijevs et al. D24/126
D439,662 S * 3/2001 Ratliff et al. D24/126
D477,872 S * 7/2003 Sosalla D24/126

* cited by examiner

Primary Examiner—Stella Reid

(74) *Attorney, Agent, or Firm*—Clark & Brody



(57) **CLAIM**

The ornamental design for a disposable diaper pant, as shown and described.

DESCRIPTION

FIG. 1 is a front side view of a disposable diaper pant, showing our new design;
FIG. 2 is a back side view thereof;
FIG. 3 is a right side view thereof;
FIG. 4 is a left side view thereof;
FIG. 5 is a top view thereof;
FIG. 6 is a bottom view thereof;
FIG. 7 is a front side perspective view thereof; and,
FIG. 8 is a back side perspective view thereof.

1 Claim, 8 Drawing Sheets



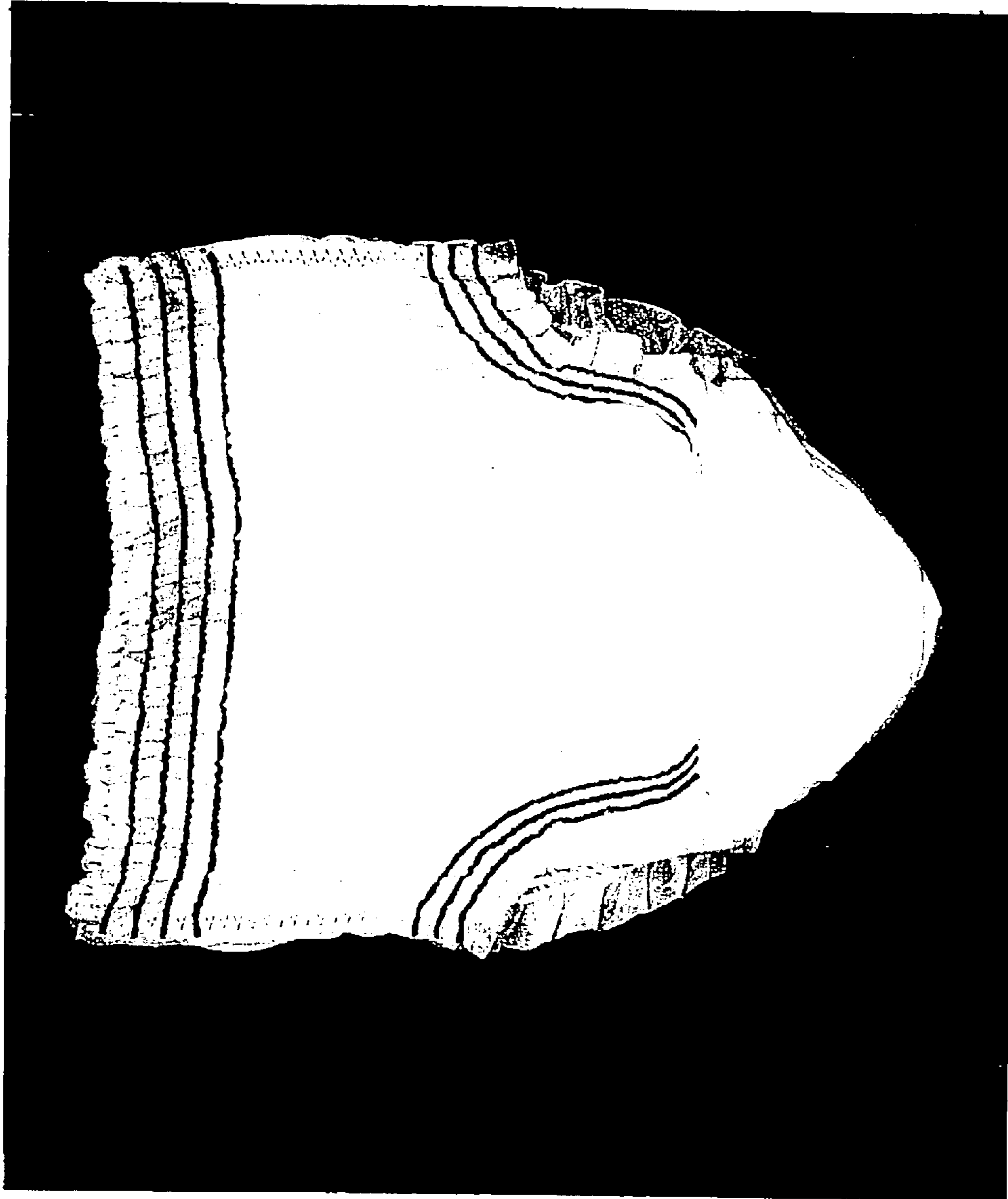


FIG. 1

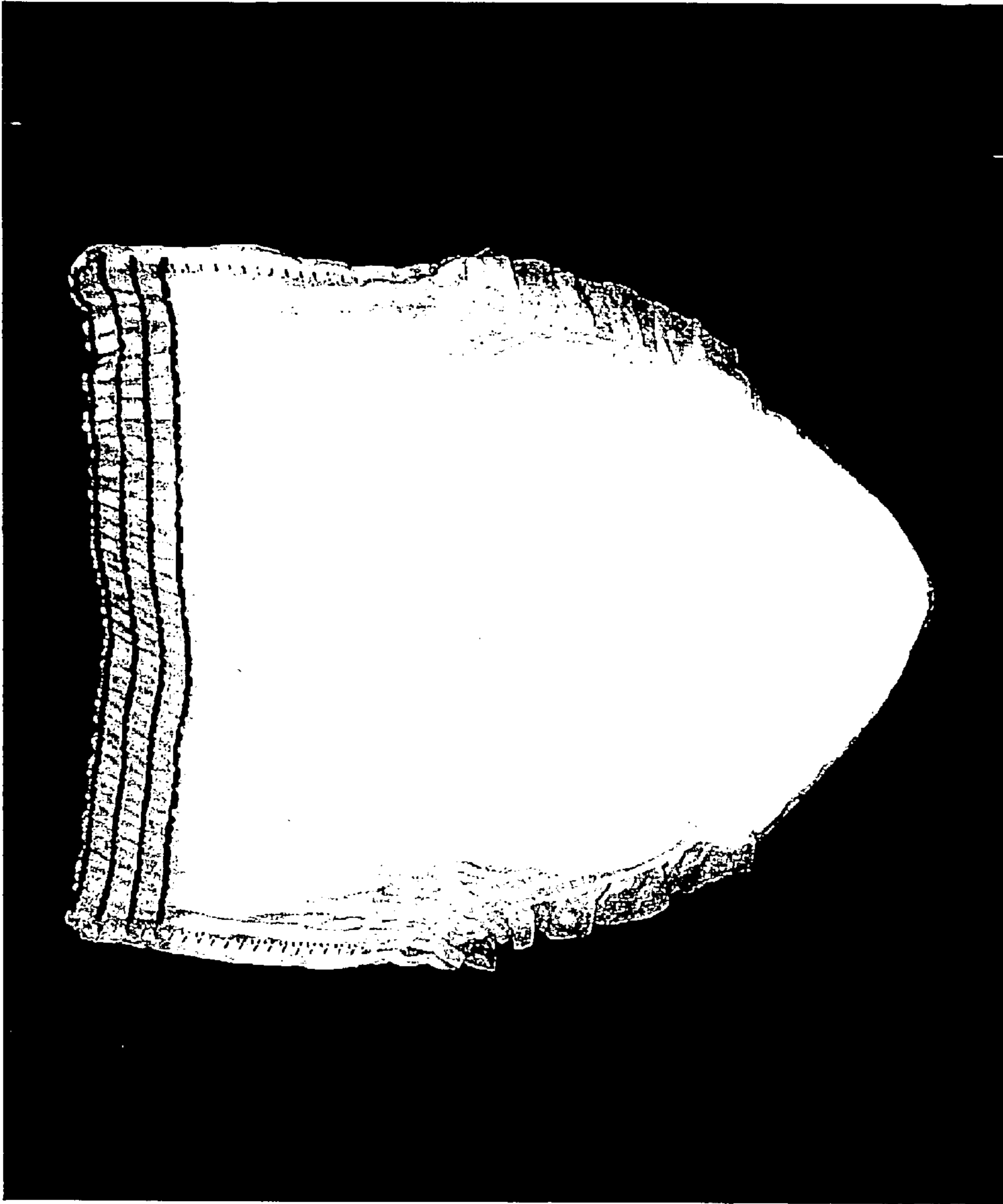


FIG. 2




FIG.3




FIG.4

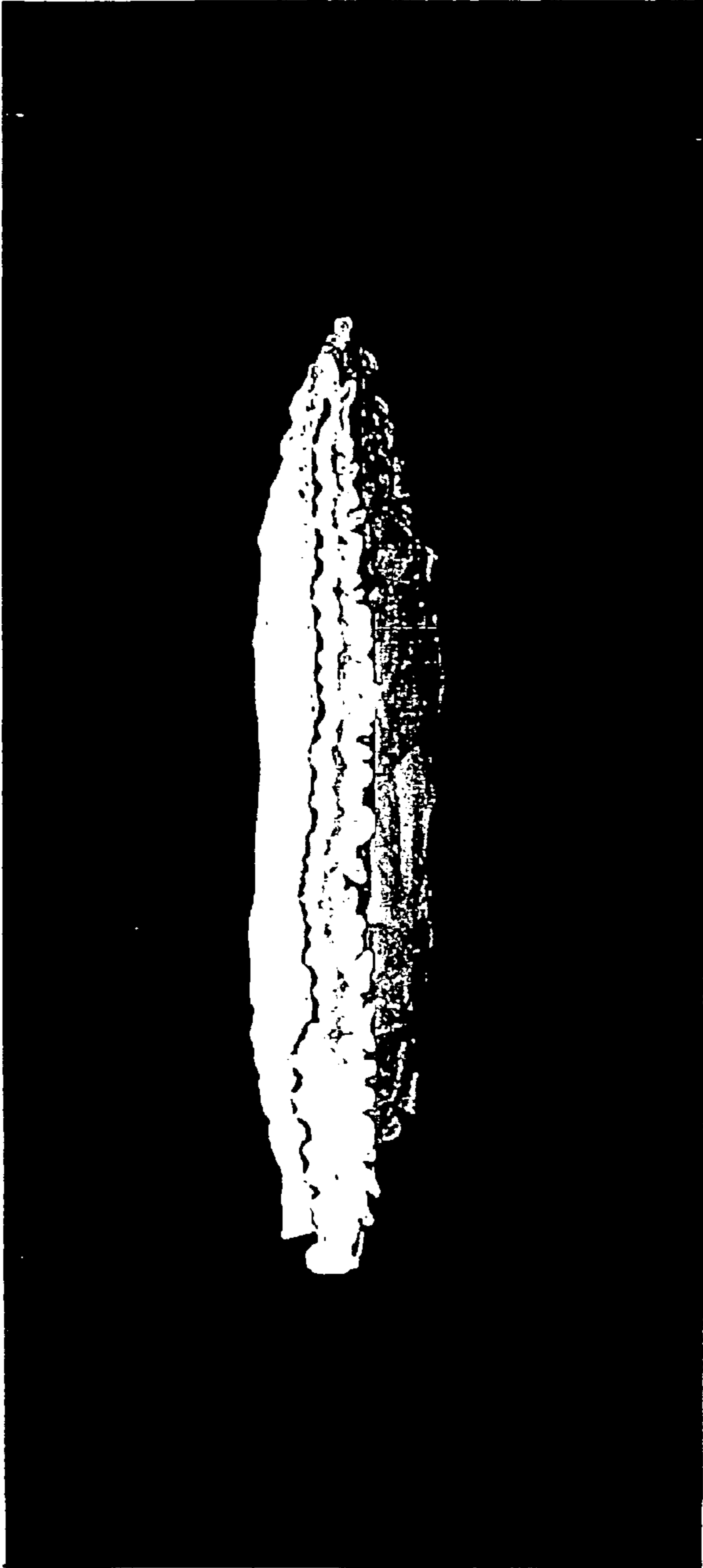


FIG.5




FIG. 6

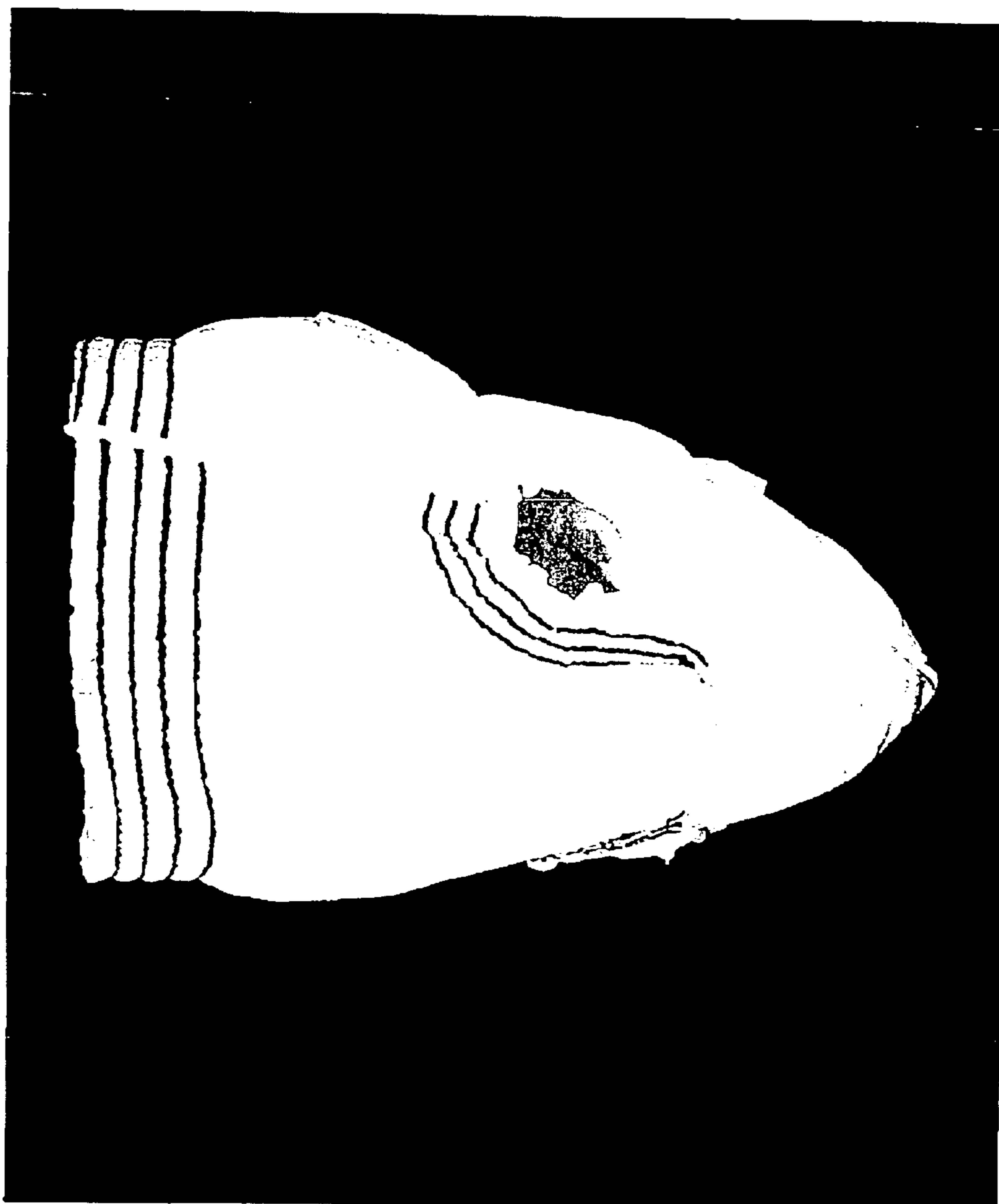


FIG. 7

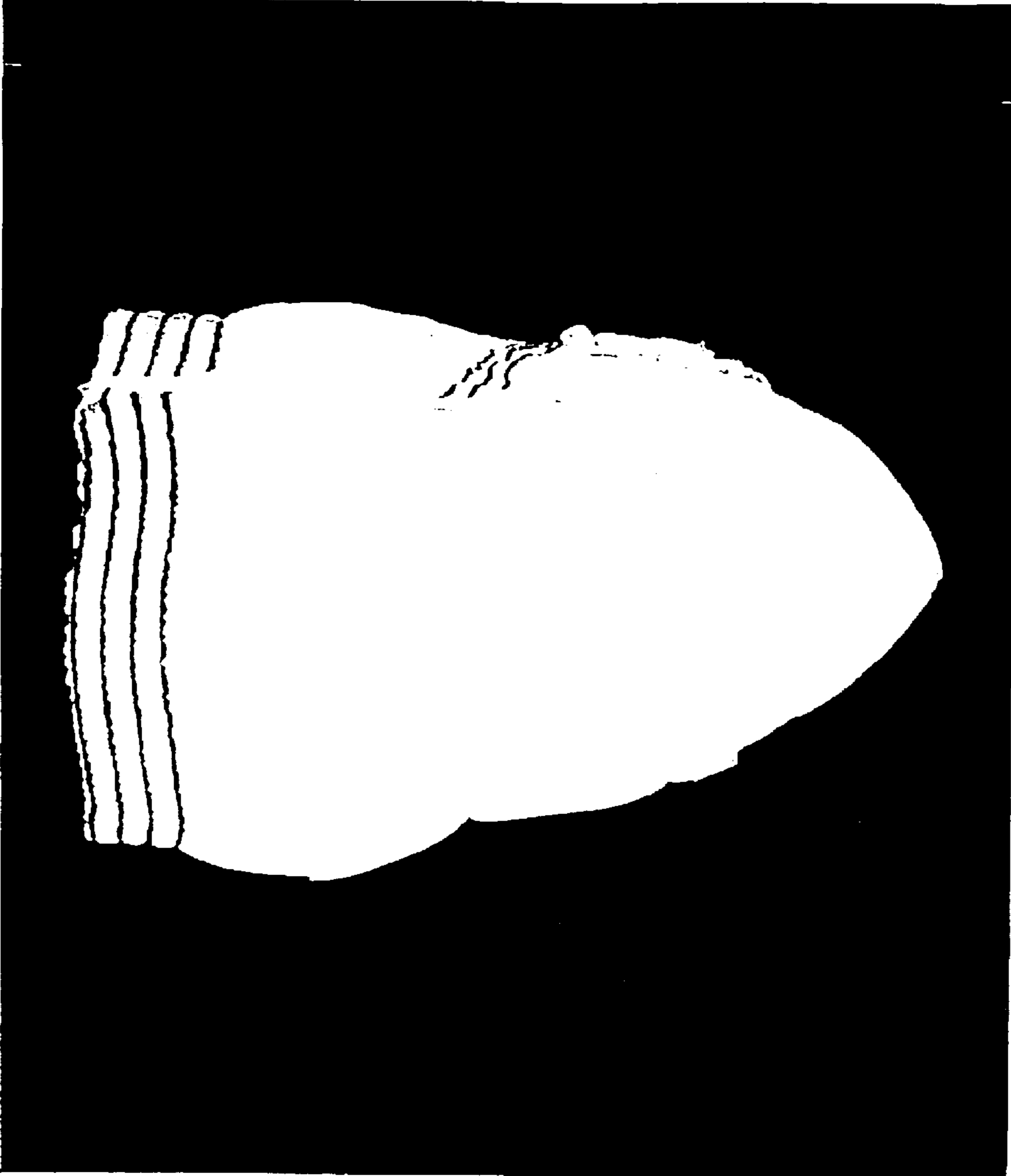


FIG. 8