

US00D492379S1

(12) **United States Design Patent**
Miavitz

(10) **Patent No.:** **US D492,379 S**
(45) **Date of Patent:** **** Jun. 29, 2004**

(54) **GOLF CLUB SUPPORT AND ACCESSORY HOLDER**

(76) Inventor: **Fred Miavitz**, 219 S. Sycamore,
Ravenna, OH (US) 44266

(**) Term: **14 Years**

(21) Appl. No.: **29/186,468**

(22) Filed: **Jul. 16, 2003**

(51) **LOC (7) Cl.** **21-02**

(52) **U.S. Cl.** **D21/796**

(58) **Field of Search** D21/789, 796;
473/282; 211/70.2; 206/315.2, 315.7

(56) **References Cited**

U.S. PATENT DOCUMENTS

D318,090 S	7/1991	Bahns	
5,127,530 A	7/1992	Ortuno	
5,467,980 A	11/1995	Weisenstein	
D371,590 S	7/1996	Ludwig	
5,597,363 A	1/1997	Leote	
5,636,754 A	6/1997	Ennis	
5,873,471 A	2/1999	Ruggeri	
D418,186 S	12/1999	Canterbury	
D447,530 S	* 9/2001	Hidalgo	D21/796
D457,213 S	* 5/2002	Davies	D21/796
6,497,327 B1	12/2002	Rindfleisch	

* cited by examiner

Primary Examiner—Mitchell Siegel

(74) *Attorney, Agent, or Firm*—Hahn Loeser & Parks LLP;
W. Edward Crooks, Esq.

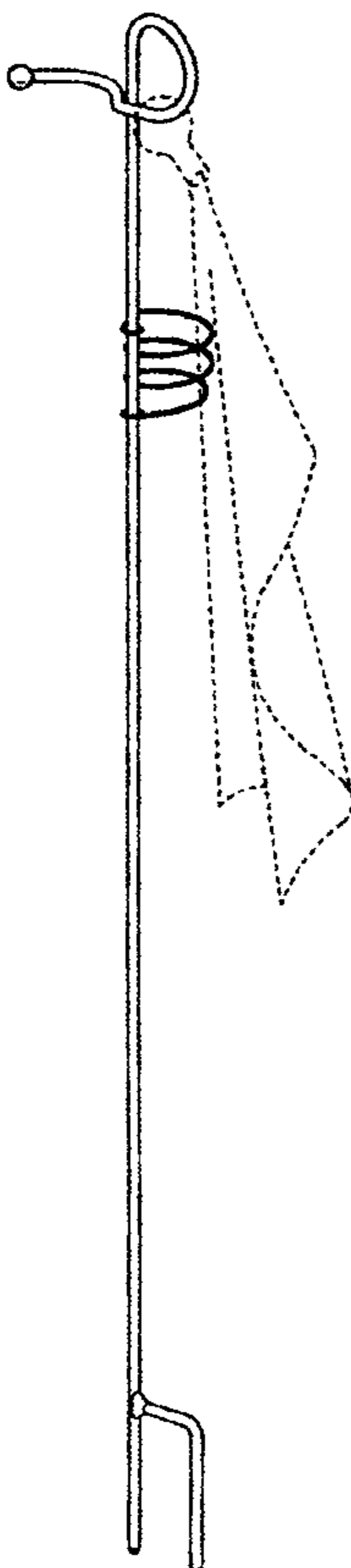
(57) **CLAIM**

The ornamental design for a golf club support and accessory holder, as shown and described.

DESCRIPTION

FIG. 1 is a perspective view of a golf club support and accessory holder of the present invention;
 FIG. 2 is front elevational view of the golf club support and accessory holder of the present invention;
 FIG. 3 is rear elevational view of the golf club support and accessory holder of the present invention;
 FIG. 4 is a first side elevational view of the golf club support and accessory holder of the present invention;
 FIG. 5 is a second side elevational view of the golf club support and accessory holder of the present invention;
 FIG. 6 is a top view of the golf club support and accessory holder of the present invention; and,
 FIG. 7 is a bottom view of the golf club support and accessory holder of the present invention.
 The broken line disclosure is for illustrative purposes only and forms no part of the claimed design.

1 Claim, 1 Drawing Sheet



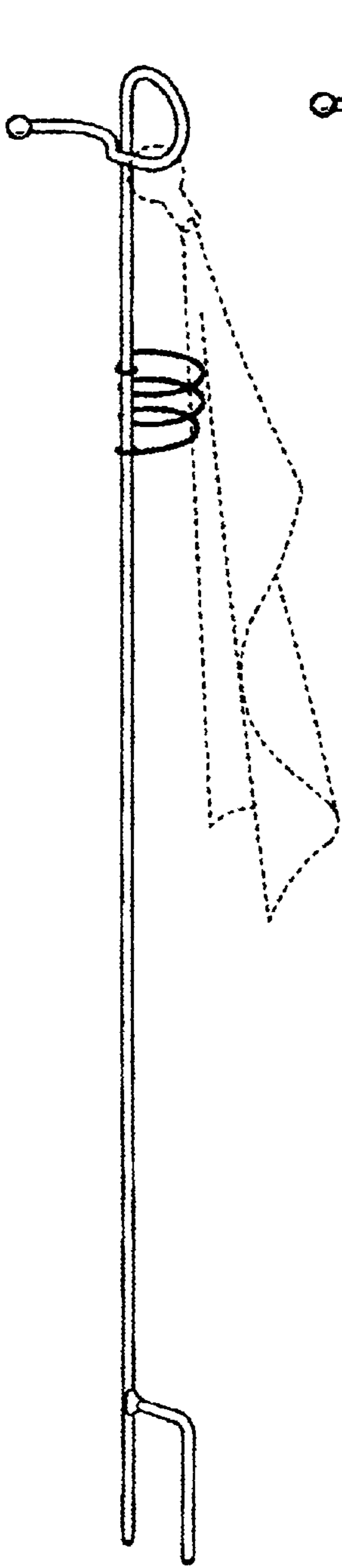


Fig.1

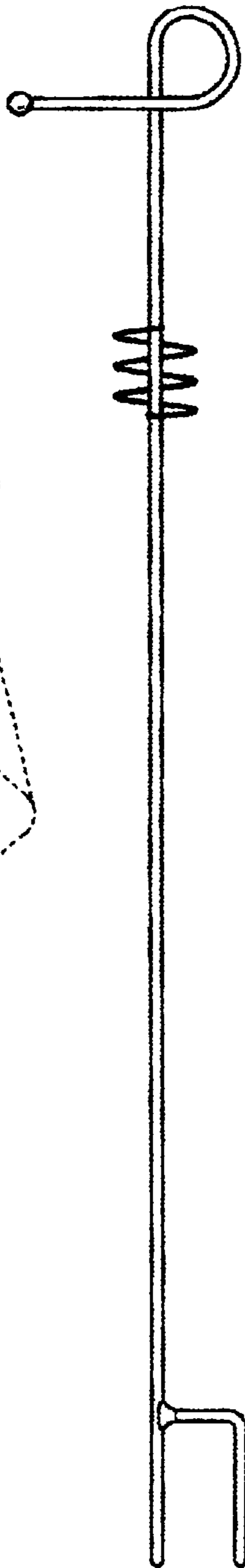


Fig.2

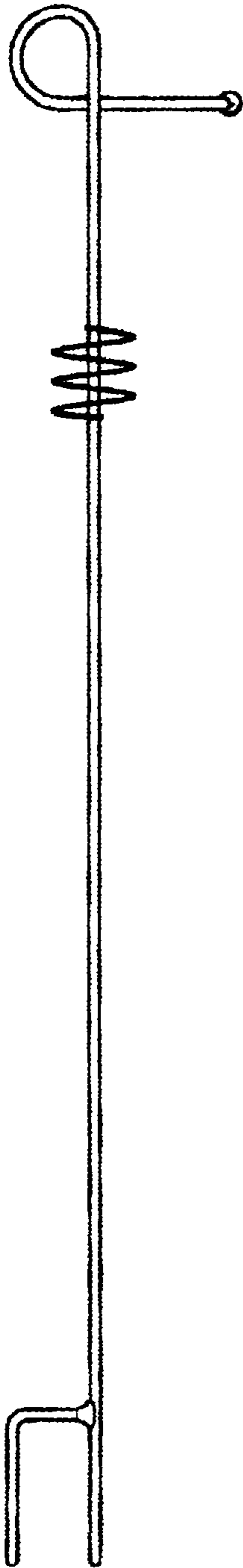


Fig.3

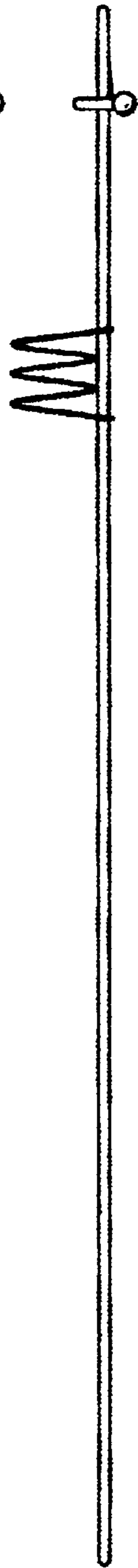


Fig.4

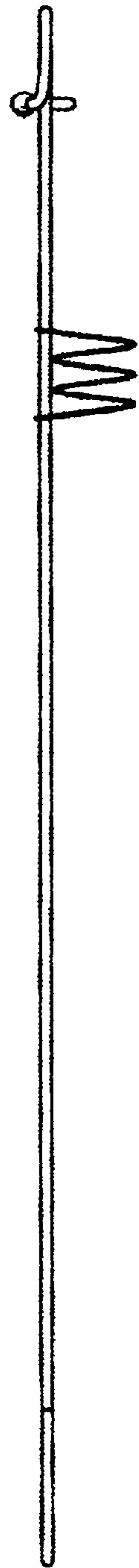


Fig.5




Fig.6



Fig.7