

US00D492375S1

(12) **United States Design Patent**  
**Berghash et al.**

(10) **Patent No.:** **US D492,375 S**  
(45) **Date of Patent:** **\*\* Jun. 29, 2004**

(54) **HOCKEY STICK**

(75) Inventors: **Robert Berghash**, Williamsville, NY (US); **David Berghash**, Williamsville, NY (US)

(73) Assignee: **Shield Mfg, Inc.**, Tonawanda, NY (US)

(\*\*) Term: **14 Years**

(21) Appl. No.: **29/190,377**

(22) Filed: **Sep. 19, 2003**

(51) **LOC (7) Cl.** ..... **21-02**

(52) **U.S. Cl.** ..... **D21/727**

(58) **Field of Search** ..... D21/727; 473/560-563

(56) **References Cited**

**U.S. PATENT DOCUMENTS**

D264,863 S \* 6/1982 Walmsley ..... D21/727  
D360,443 S \* 7/1995 Berghash ..... D21/727

\* cited by examiner

*Primary Examiner*—Mitchell Siegel  
(74) *Attorney, Agent, or Firm*—Phillips Lytle LLP

(57) **CLAIM**

Applicants claim the ornamental design for a hockey stick, as shown and described herein.

**DESCRIPTION**

FIG. 1 is a side view of the hockey stick of the present invention.

FIG. 2 is a perspective view of the hockey stick of the present invention.


FIG. 3 is a front view of the hockey stick of the present invention.

FIG. 4 is a top view of the hockey stick of the present invention.

FIG. 5 is an enlarged perspective view of the upper handle of the hockey stick taken on FIG. 2; and,

FIG. 6 is an enlarged perspective view of the upper blade of the hockey stick taken on FIG. 2.

**1 Claim, 2 Drawing Sheets**



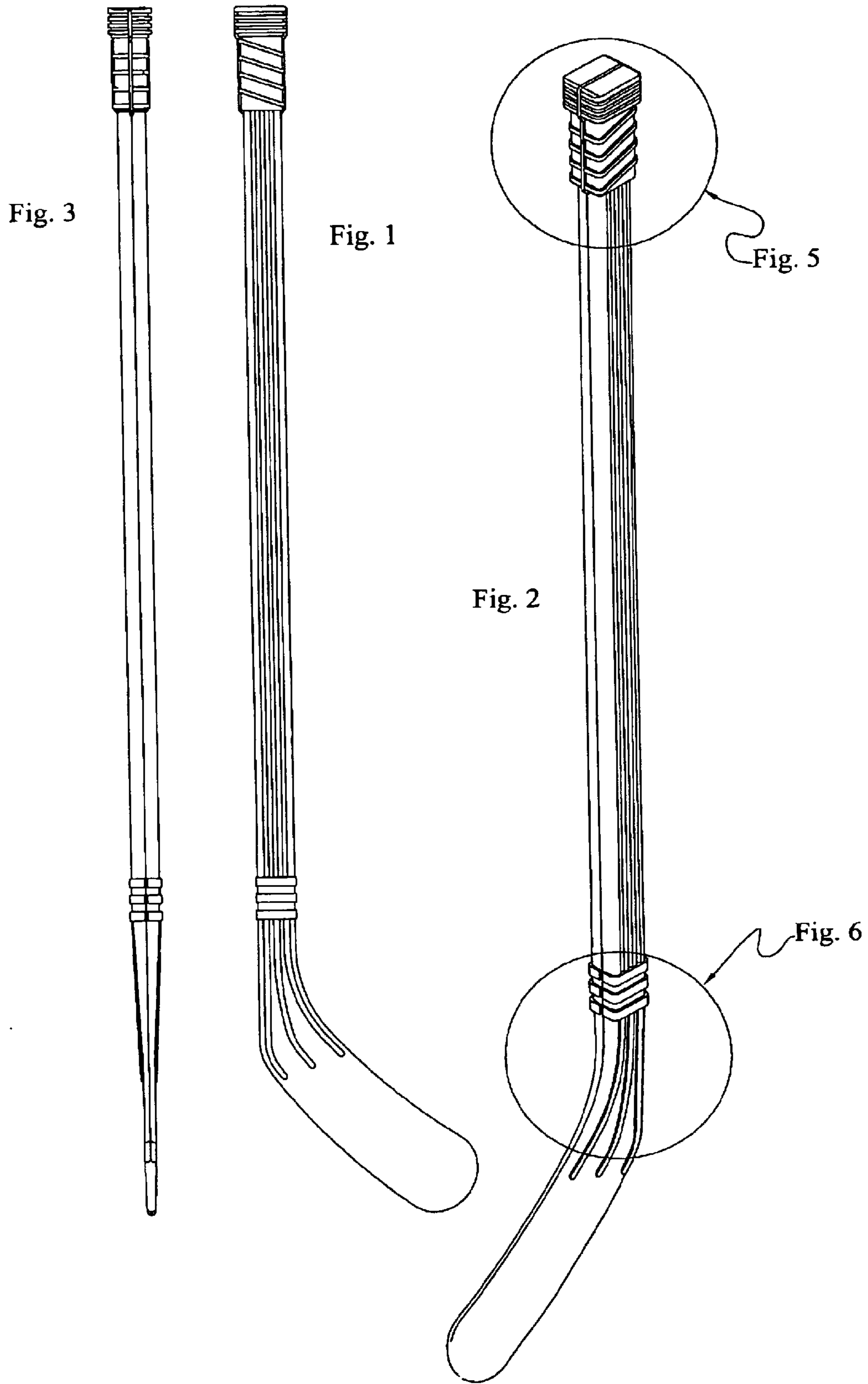


Fig. 5

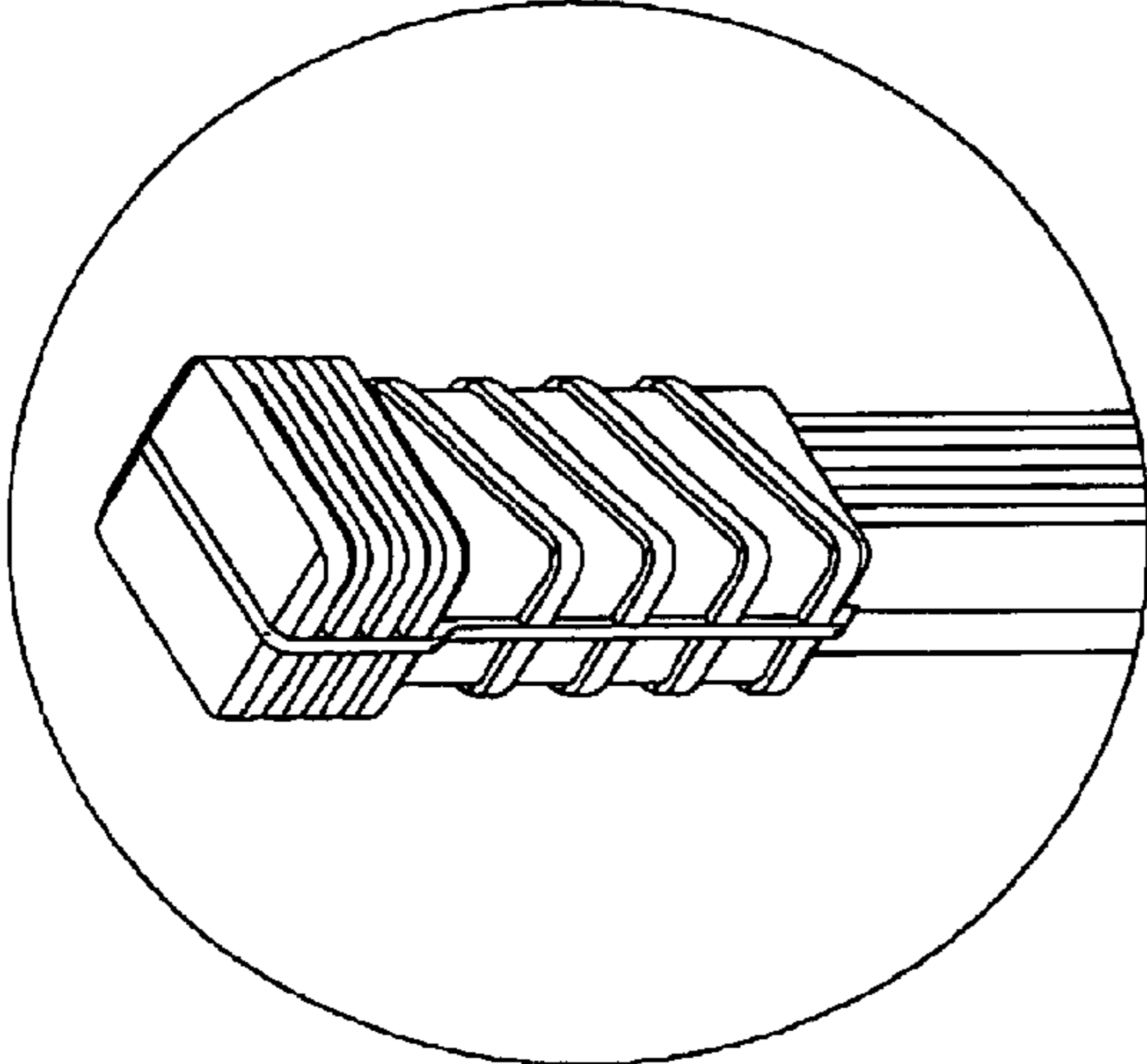


Fig. 6

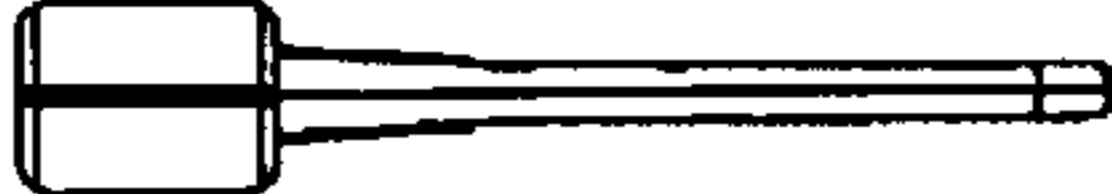
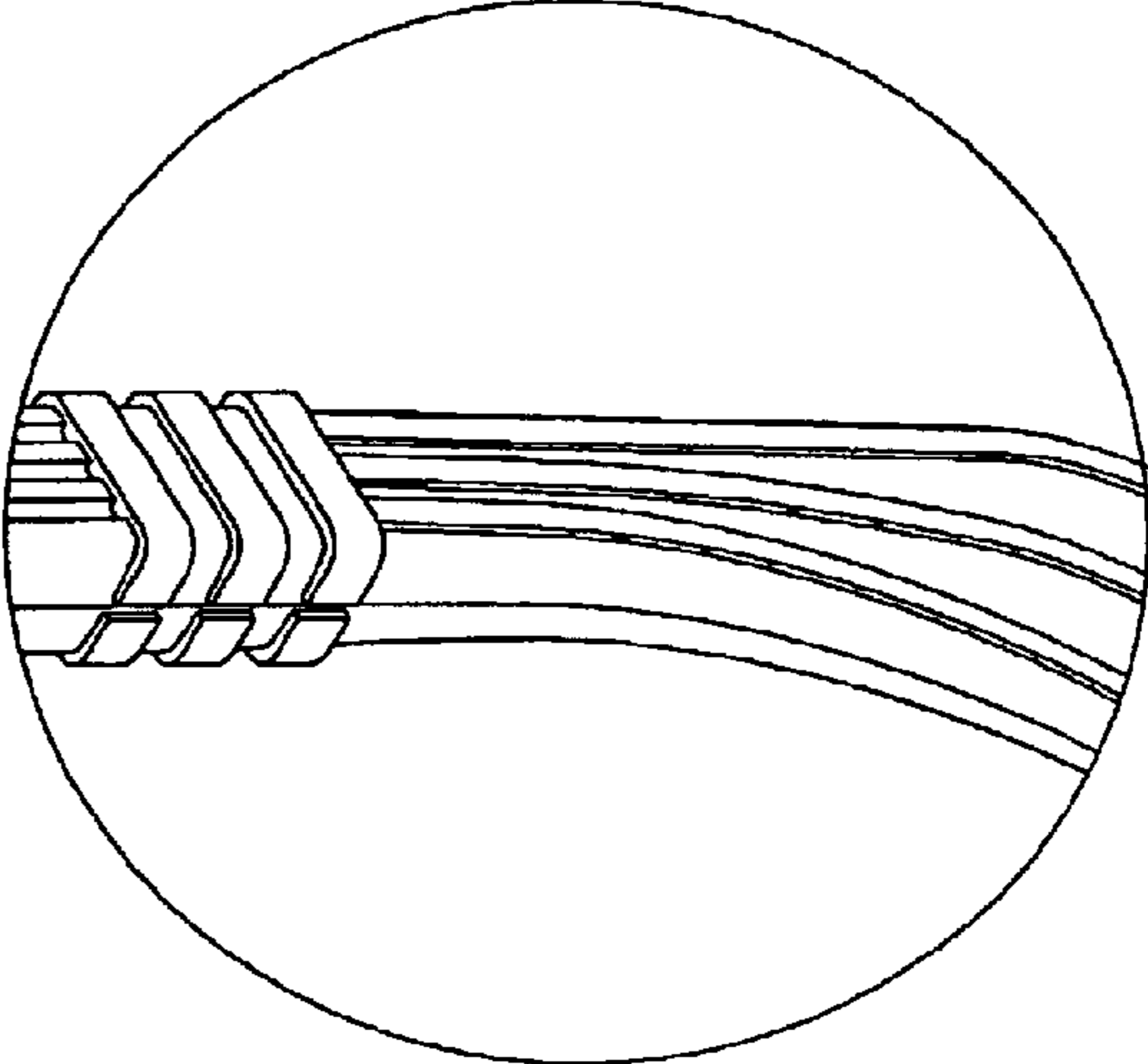


Fig. 4