

US00D492366S1

(12) **United States Design Patent**
Rupert

(10) **Patent No.:** **US D492,366 S**
(45) **Date of Patent:** **** Jun. 29, 2004**

- (54) **PLAYING CARD HOLDER**
- (75) Inventor: **Andrea Renee Rupert**, Montague, MI (US)
- (73) Assignee: **Andrea Rupert**, Montague, MI (US)
- (**) Term: **14 Years**
- (21) Appl. No.: **29/167,370**
- (22) Filed: **Sep. 13, 2002**
- (51) **LOC (7) Cl.** **21-01**
- (52) **U.S. Cl.** **D21/394**
- (58) **Field of Search** D19/86, 90; D20/44; D21/392-394, 396; 273/150, 151, 148 A, 309; D6/407, 457, 513, 629; 211/40, 41.1, 41.2, 41.12

- 2,811,363 A * 10/1957 McDaniel 273/150
- 2,818,262 A * 12/1957 Nanna 273/150
- 3,620,535 A * 11/1971 Cerney et al. 273/150
- D280,112 S * 8/1985 Calabro D21/394
- 5,743,527 A * 4/1998 Harley 273/150

* cited by examiner

Primary Examiner—Sandra L. Morris

(57) **CLAIM**

The ornamental design for a playing card holder, as shown and described.

DESCRIPTION

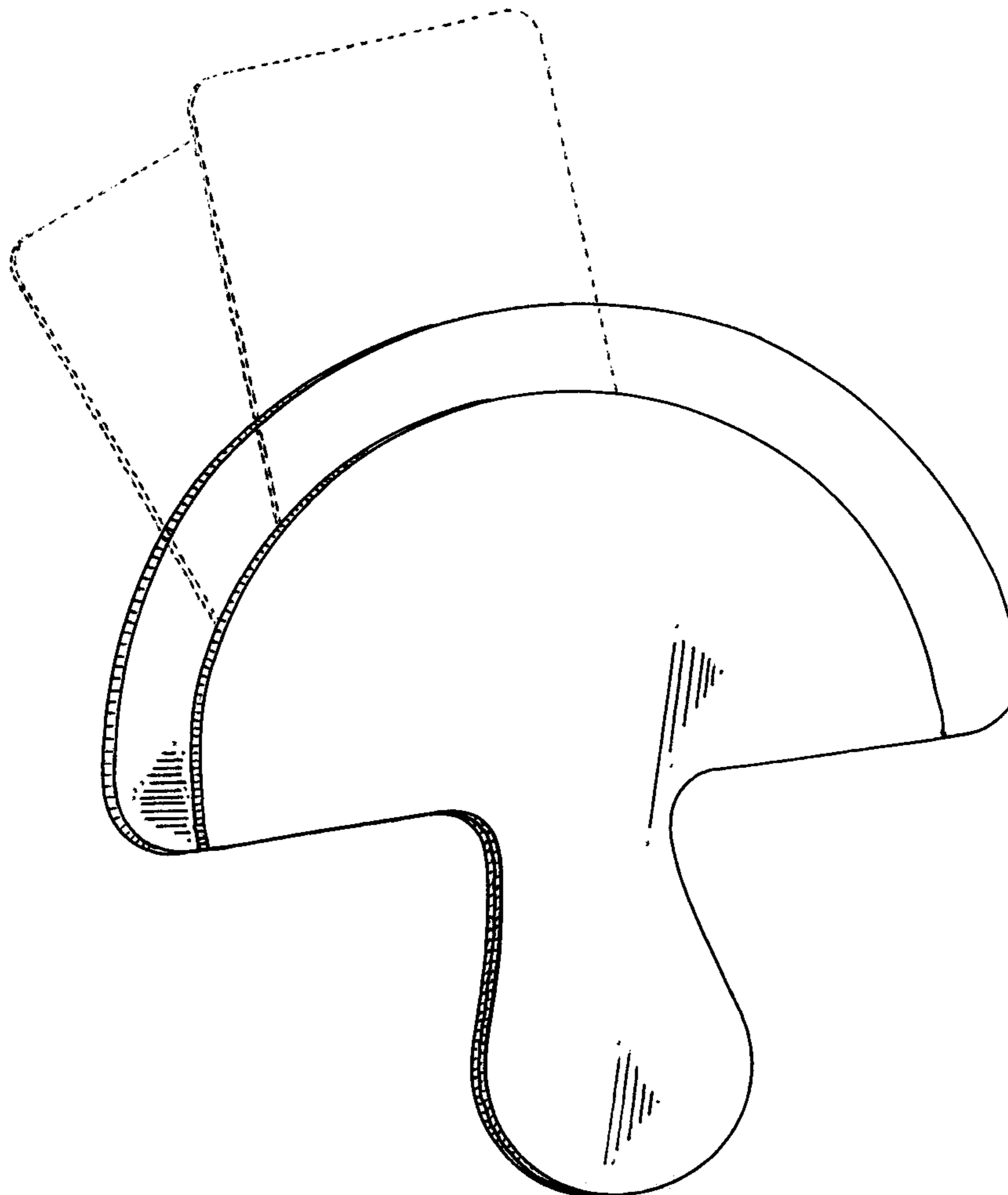
FIG. 1 is a perspective view of a playing card holder showing my new design, the broken lines showing playing cards are for illustrative purposes only and form no part of the claimed design;
 FIG. 2 is a front view thereof; and,
 FIG. 3 is a left side elevational view thereof, the right side being a mirror image.
 The rear of the playing card holder is flat and unornamented.

(56) **References Cited**

U.S. PATENT DOCUMENTS

- 768,286 A * 8/1904 Karle 273/150
- D169,525 S * 5/1953 Whiting D21/394

1 Claim, 2 Drawing Sheets



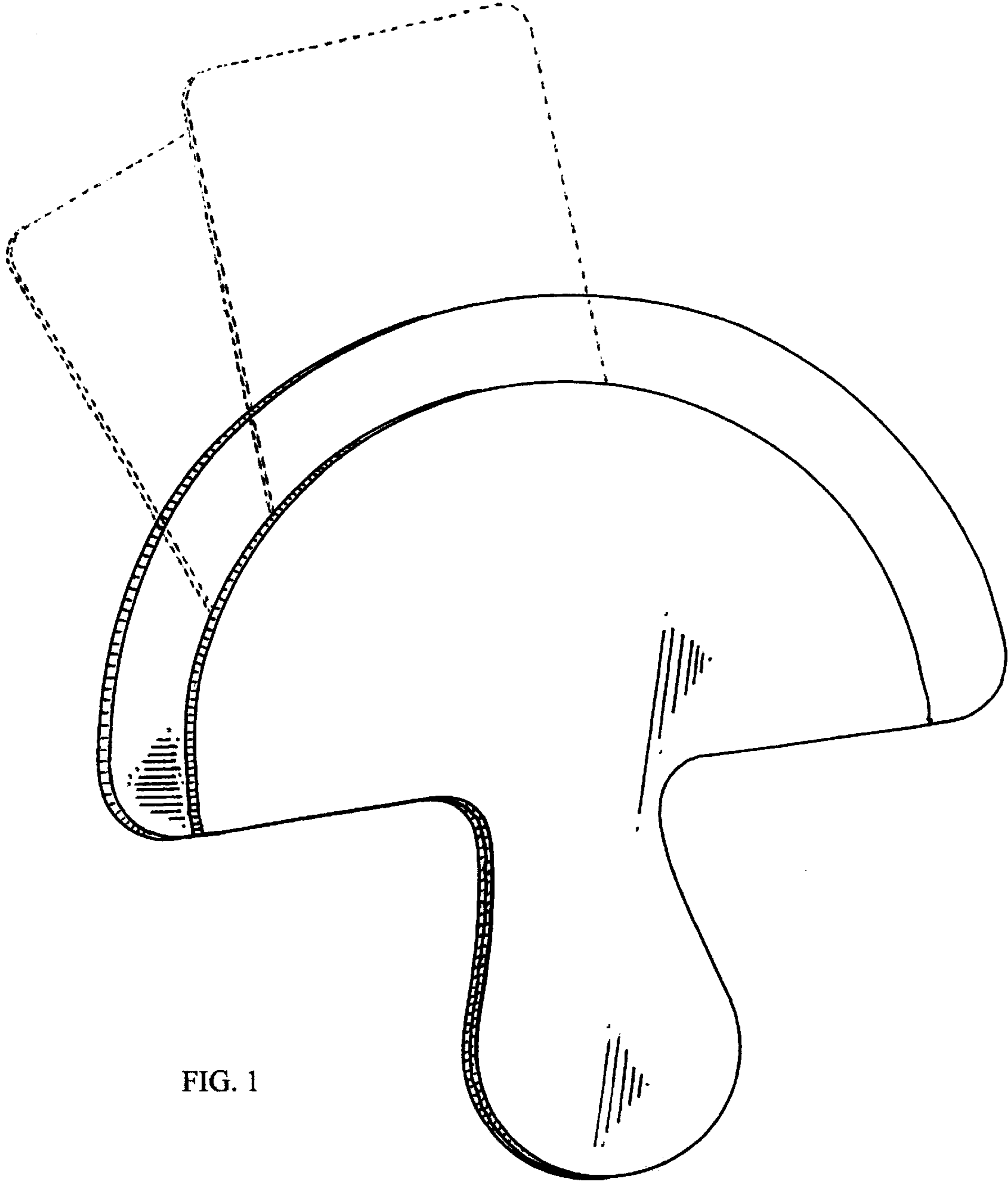


FIG. 1

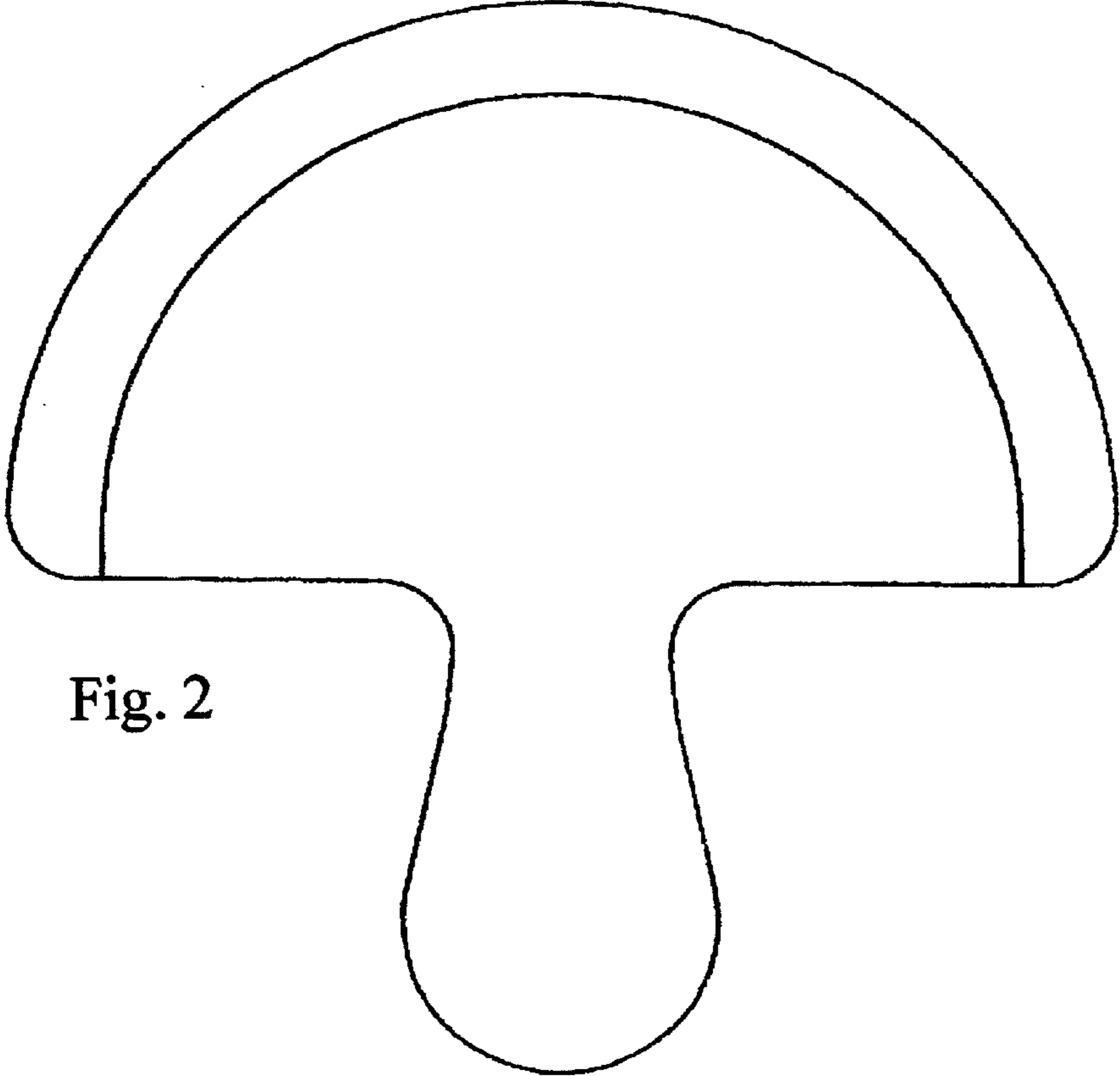


Fig. 2



Fig. 3