

US00D492365S1

(12) **United States Design Patent**  
**Muñoz et al.**

(10) **Patent No.: US D492,365 S**  
(45) **Date of Patent: \*\* Jun. 29, 2004**

(54) **SLOT MACHINE FACE**

(75) Inventors: **Jesús Franco Muñoz**, Madrid (ES);  
**Joaquín Franco Muñoz**, Madrid (ES)

(73) Assignee: **Proindumar, S.L.**, Madrid (ES)

(\*\*) Term: **14 Years**

(21) Appl. No.: **29/169,718**

(22) Filed: **Oct. 25, 2002**

(30) **Foreign Application Priority Data**

Sep. 16, 2002 (ES) ..... 28305

(51) **LOC (7) Cl. .... 21-03**

(52) **U.S. Cl. .... D21/370**

(58) **Field of Search** ..... D21/325, 329,  
D21/369-371, 374, 385; 273/138.1; 463/16-17,  
20, 46-47

(56) **References Cited**

**U.S. PATENT DOCUMENTS**

D371,168 S \* 6/1996 Takemoto et al. .... D21/370  
D465,813 S \* 11/2002 Randall ..... D21/370  
D473,899 S \* 4/2003 Munoz et al. .... D21/370

**FOREIGN PATENT DOCUMENTS**

DE M9409371 \* 5/1994

**OTHER PUBLICATIONS**

Royal Bell Ltd. Catalog, p. 2, Bally E2000 "Maxim" slot machine.\*

\* cited by examiner

*Primary Examiner*—Sandra L. Morris

(74) *Attorney, Agent, or Firm*—Greenblum & Bernstein, P.L.C.

(57) **CLAIM**

We claim the ornamental design for a slot machine face, as shown and described.

**DESCRIPTION**


FIG. 1 is a perspective front view of the slot machine face, with designation 1 representing the top portion of the slot machine face, designation 2 representing the middle portion of the slot machine face, and designation 3 representing the bottom portion of the slot machine face;

FIG. 2 shows an enlarged front view of designation 1 of FIG. 1;

FIG. 3 shows an enlarged front view of designation 2 of FIG. 1; and,

FIG. 4 shows an enlarged front view of designation 3 of FIG. 1.

**1 Claim, 4 Drawing Sheets**



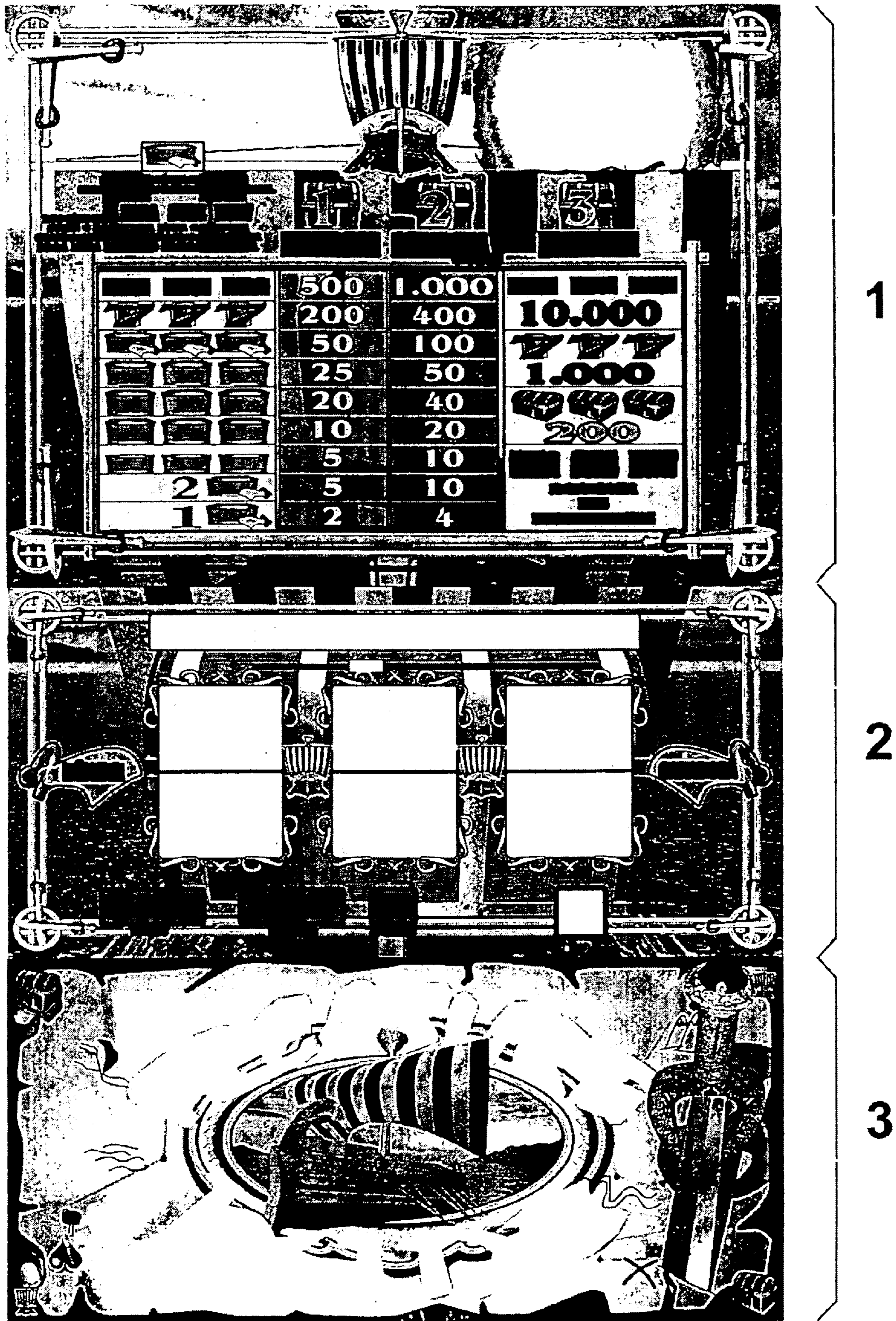


FIG. 1




FIG. 2

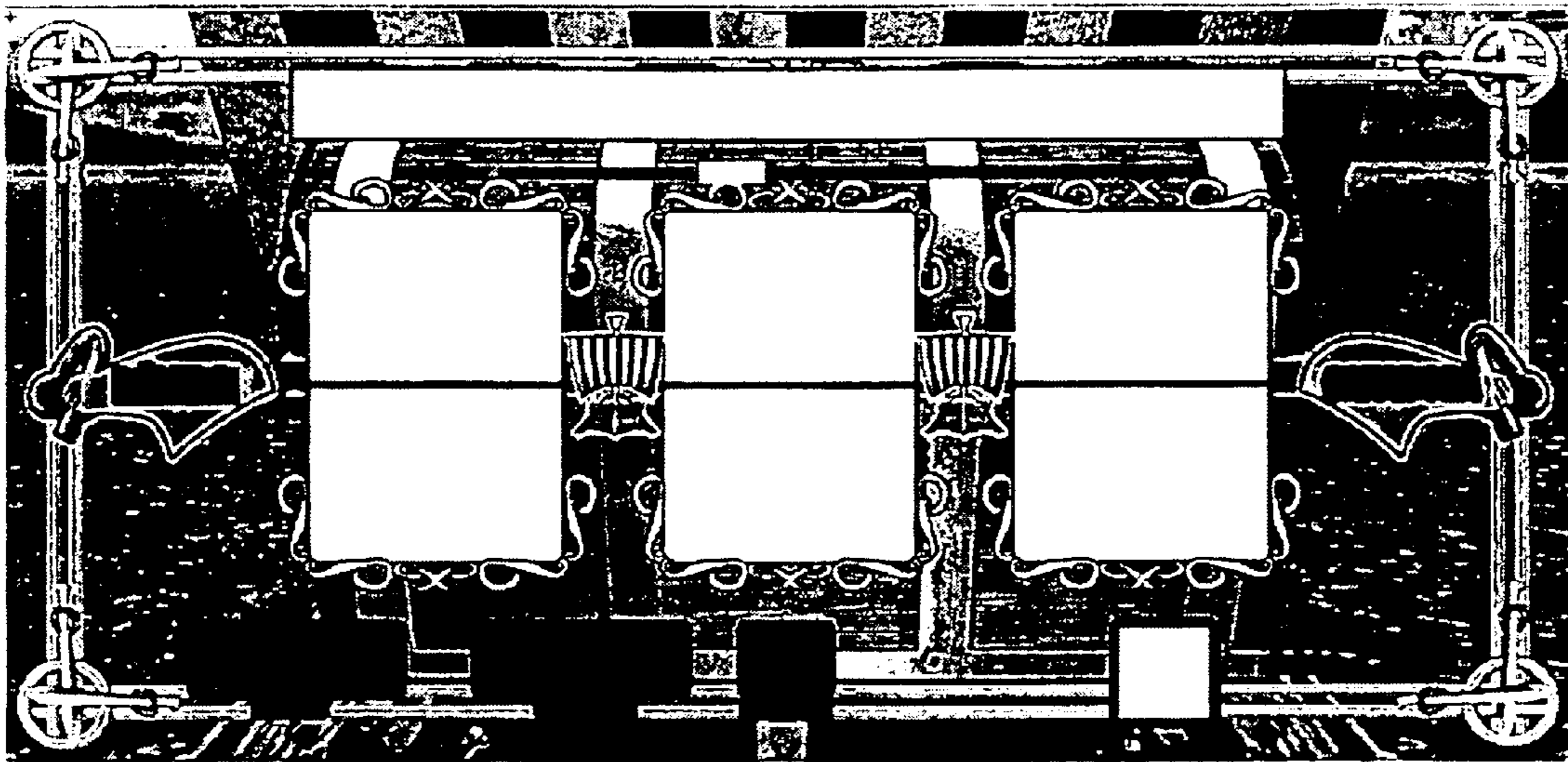


FIG. 3




FIG. 4