

US00D492360S1

(12) **United States Design Patent**  
**Hardy**

(10) **Patent No.: US D492,360 S**  
(45) **Date of Patent: \*\* Jun. 29, 2004**

(54) **PORTION OF LETTER TRAY**

D467,273 S \* 12/2002 Brooks et al. .... D19/36

(75) Inventor: **Christopher Hardy**, Springfield, IL  
(US)

(73) Assignee: **Design Ideas, Ltd.**, Springfield, IL  
(US)

(\*\*) Term: **14 Years**

(21) Appl. No.: **29/173,155**

(22) Filed: **Dec. 23, 2002**

(51) **LOC (7) Cl.** ..... **19-02**

(52) **U.S. Cl.** ..... **D19/92; D19/95; D19/99**

(58) **Field of Search** ..... D19/36, 65, 75,  
D19/20, 76, 78, 86, 91, 92, 95, 99, 100;  
D3/304, 306; 206/215, 449, 555, 557, 425;  
211/10, 11, 13.1, 50, 55, 126.13, 128.1;  
220/491, 493, 628, 642

(56) **References Cited**

**U.S. PATENT DOCUMENTS**

710,442 A	*	10/1902	Downie	206/425
2,502,781 A	*	4/1950	Erickson	220/491
2,858,016 A	*	10/1958	Marano	206/449
D212,264 S	*	9/1968	Rome et al.	D19/92
D241,834 S	*	10/1976	Evenson	D19/20
4,074,810 A	*	2/1978	Juergens et al.	211/11
D259,428 S	*	6/1981	Macowski	D19/92
D285,218 S	*	8/1986	Mayo	D19/75 X
D317,628 S	*	6/1991	Evenson	D19/92

**OTHER PUBLICATIONS**

2000 Design Ideas Catalogue, cover page and Candle Light  
pp. #1-#3.

Staples Catalogue, 2003 line of Expressions Punched Metal  
and Wood desk set and Mahogany Finish Wood desk set, pp.  
1 and 2 in color, Oct. 2002.

\* cited by examiner

*Primary Examiner*—Martie K. Holtje

(74) *Attorney, Agent, or Firm*—Saidman DesignLaw Group

(57) **CLAIM**

The ornamental design for a portion of letter tray, as shown  
and described.

**DESCRIPTION**

FIG. 1 is a top perspective view of a portion of letter tray  
showing my new design;

FIG. 2 is a front, perspective view thereof;

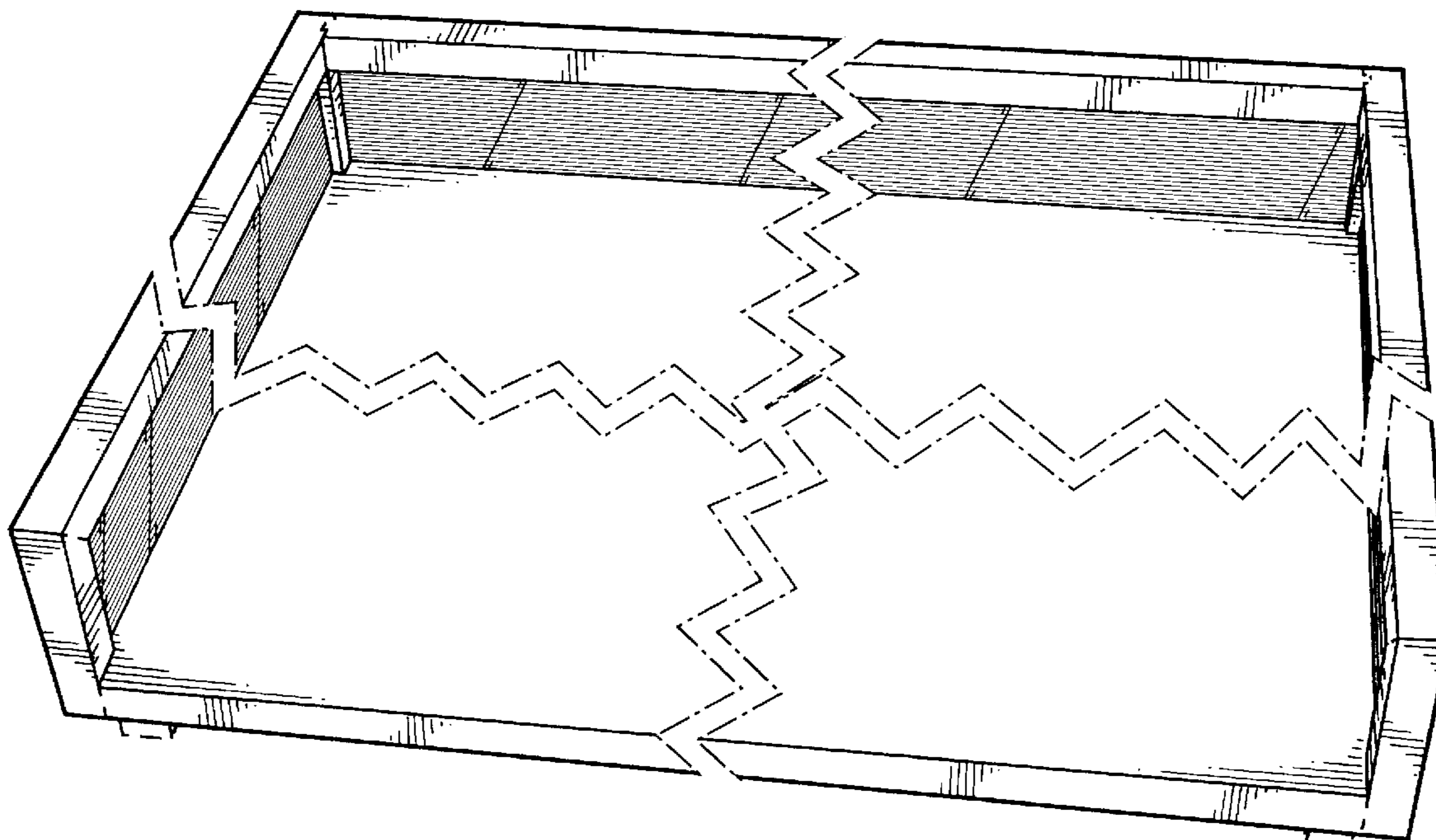
FIG. 3 is a rear, perspective view thereof;

FIG. 4 is a right side view thereof, the left side view being  
a mirror image; and,

FIG. 5 is a top, perspective view thereof.

The broken lines in the drawings form no part of the claimed  
design. The jagged broken lines in the drawings form no part  
of the claimed design and the subject matter between such  
jagged lines is broken away to disclose indeterminate length.

**1 Claim, 5 Drawing Sheets**



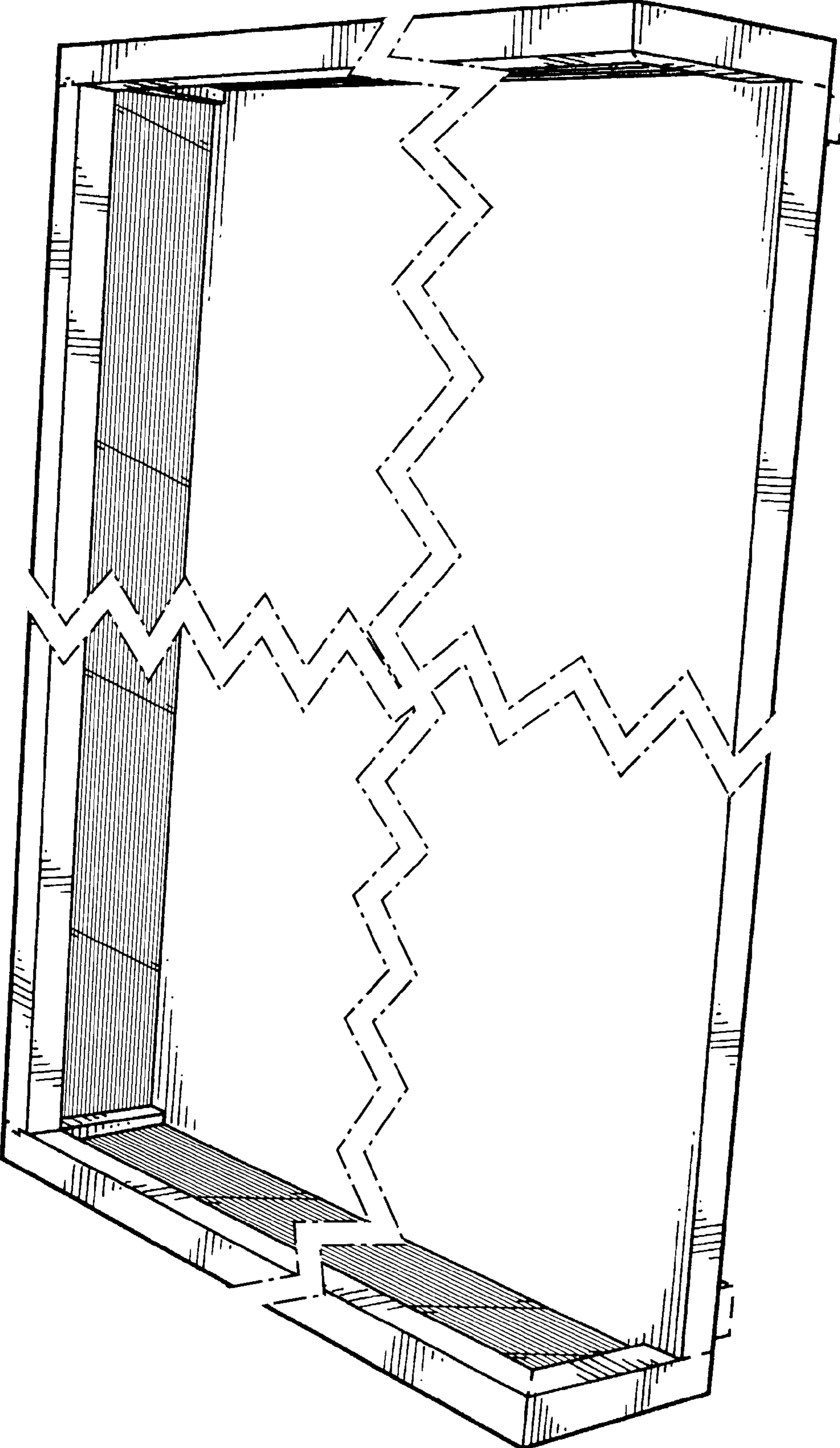


FIG.1

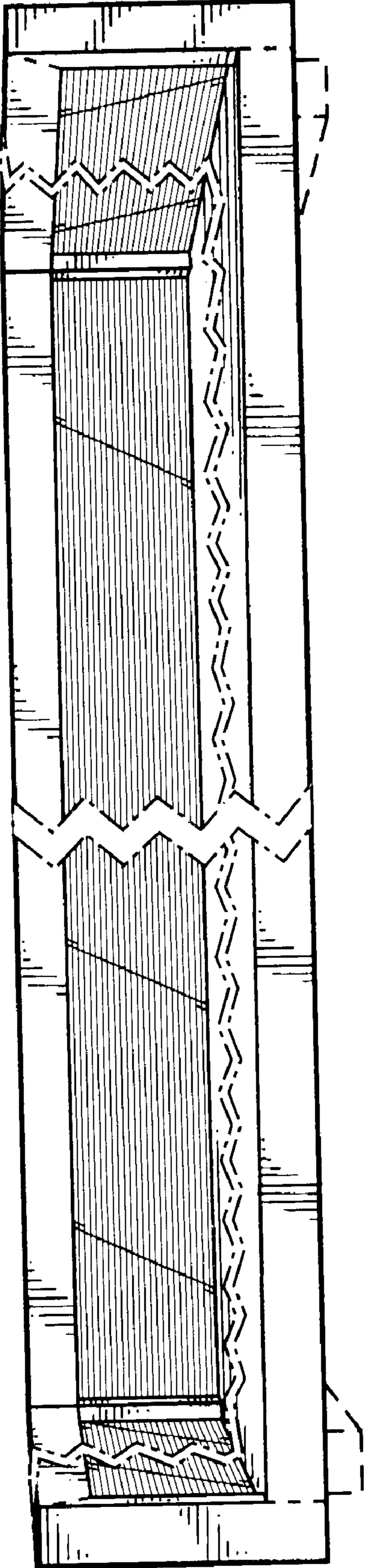


FIG.2

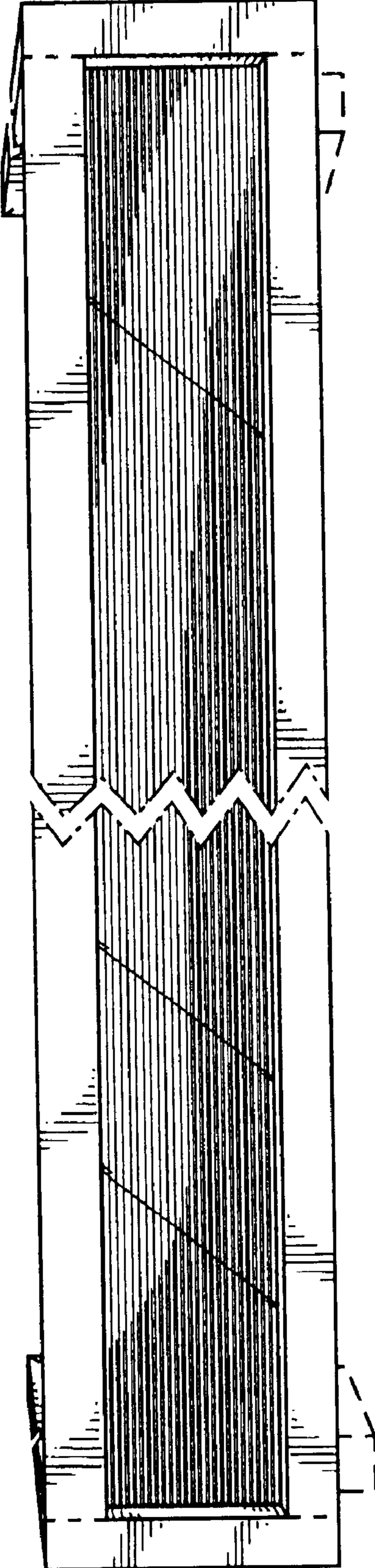
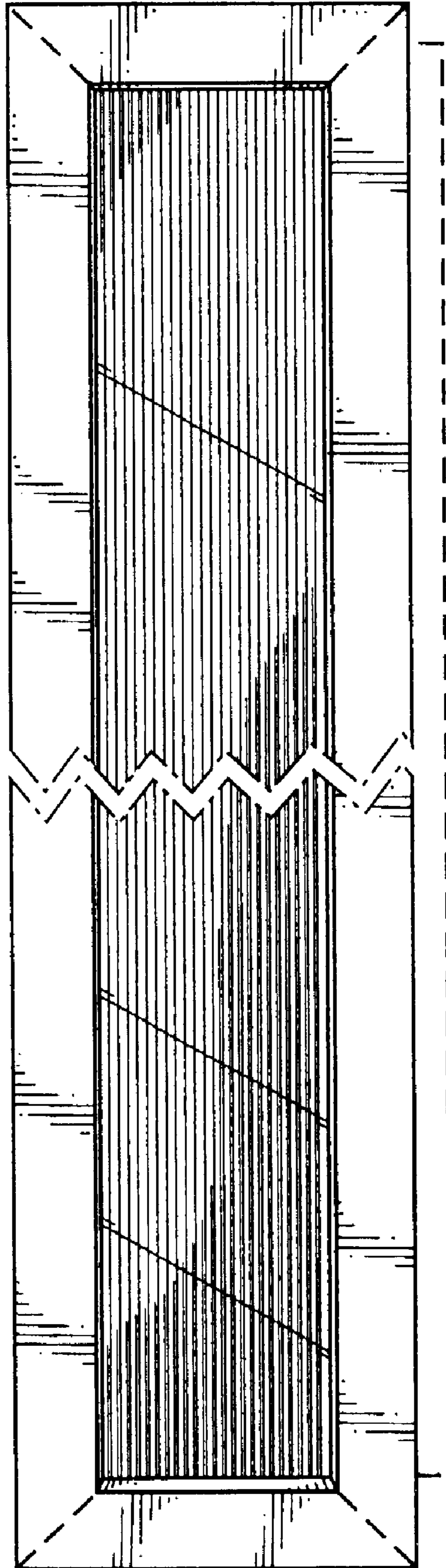


FIG.3



**FIG.4**

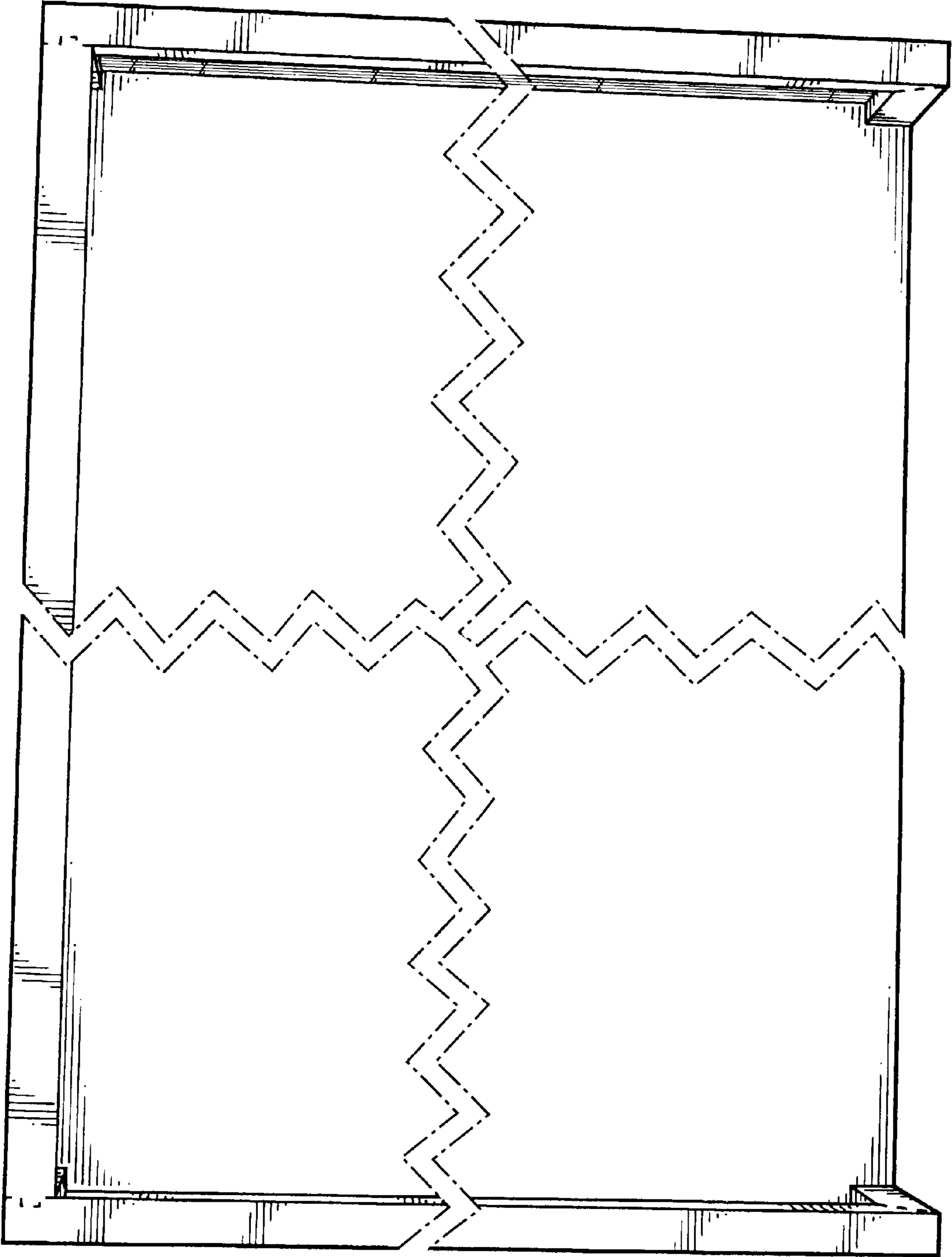


FIG.5