

US00D492359S1

(12) **United States Design Patent** (10) **Patent No.:** **US D492,359 S**
So (45) **Date of Patent:** **** Jun. 29, 2004**

(54) **MEMO HOLDER WITH DISPLAY**
(75) **Inventor:** **Yuet Leung So, Tenafly, NJ (US)**
(73) **Assignee:** **Sun Coast Merchandise Corp., Commerce, CA (US)**
(**) **Term:** **14 Years**

(21) **Appl. No.:** **29/167,269**
(22) **Filed:** **Sep. 10, 2002**

(51) **LOC (7) Cl.** **19-02**
(52) **U.S. Cl.** **D19/90; D19/86; D19/82; D19/97; D10/2; D10/8; D10/15; D21/578**
(58) **Field of Search** **D19/65, 75, 78, D19/86, 82, 88, 90, 91, 95, 97, 99, 100; D10/2, 8, 15; 368/2; D21/578; 248/441.1, 442, 442.2, 451-454, 316.5, 316.7, 309.1; 24/67 R, 67.11; 40/658**

(56) **References Cited**

U.S. PATENT DOCUMENTS

D172,528 S	*	6/1954	Zipkin	D19/86
D187,250 S	*	2/1960	Robinson	D19/78
D222,004 S	*	9/1971	Jensen	D19/65
D248,402 S	*	7/1978	Kittell	D19/90
D253,118 S	*	10/1979	West	D19/86
D265,742 S	*	8/1982	Wilcox	D19/86
4,362,402 A		12/1982	Kallinke et al.	368/317
4,705,408 A		11/1987	Jordi	368/278
D296,347 S	*	6/1988	Kanoh	D21/578
D333,099 S	*	2/1993	Hiromori	D10/2
D350,699 S		9/1994	Lincourt	368/276
D350,700 S		9/1994	Lincourt	368/276
5,845,889 A	*	12/1998	Suzuki	248/451
D421,915 S	*	3/2000	Alexander, II	D10/8
D453,361 S	*	2/2002	Tsai	D21/578

OTHER PUBLICATIONS

U.S. patent application Ser. No. 10/241,422, Self Righting, Variable Orientation Display Assembly, filed Sep. 10, 2002.
U.S. patent application Ser. No. 10/241,421, Self Righting, Variable Orientation Display Assembly, filed Sep. 10, 2002.

Flexi-Clock With Clip/Stand, Model Nos. FLXCLC/S, <http://www.mayhemuk.com/products/flxclc.htm>.

Swedaman Bubble Clock, <http://www.swedausa.com/catalog/images/pg77.jpg>.

60's Style TV Clock, stock code TVCKBK/SV, <http://www.mayhemuk.com/products/tvckbk.htm>.

Platinum Twist Clock, <http://www.swedausa.com/catalog/images/pg73.jpg>.

* cited by examiner

Primary Examiner—Martie K. Holtje
(74) *Attorney, Agent, or Firm*—The Soni Law Firm; Michael E Hoffman; Andrew Naglestadt

(57) **CLAIM**

The ornamental design for a memo holder with display, as shown and described.

DESCRIPTION

FIG. 1 is a front perspective view of a memo holder with display;

FIG. 2 is a rear perspective view of the memo holder with display illustrated in FIG. 1;

FIG. 3 is a front elevational view of the memo holder with display illustrated in FIG. 1;

FIG. 4 is a left side elevational view of the memo holder with display illustrated in FIG. 1; and,

FIG. 5 is a right side elevational view of the memo holder with display illustrated in FIG. 1.

The broken lines in FIGS. 1 and 3 are for illustrative purposes and form no part of the claimed design. The bottom of the memo holder with display is flat and unornamented.

1 Claim, 2 Drawing Sheets

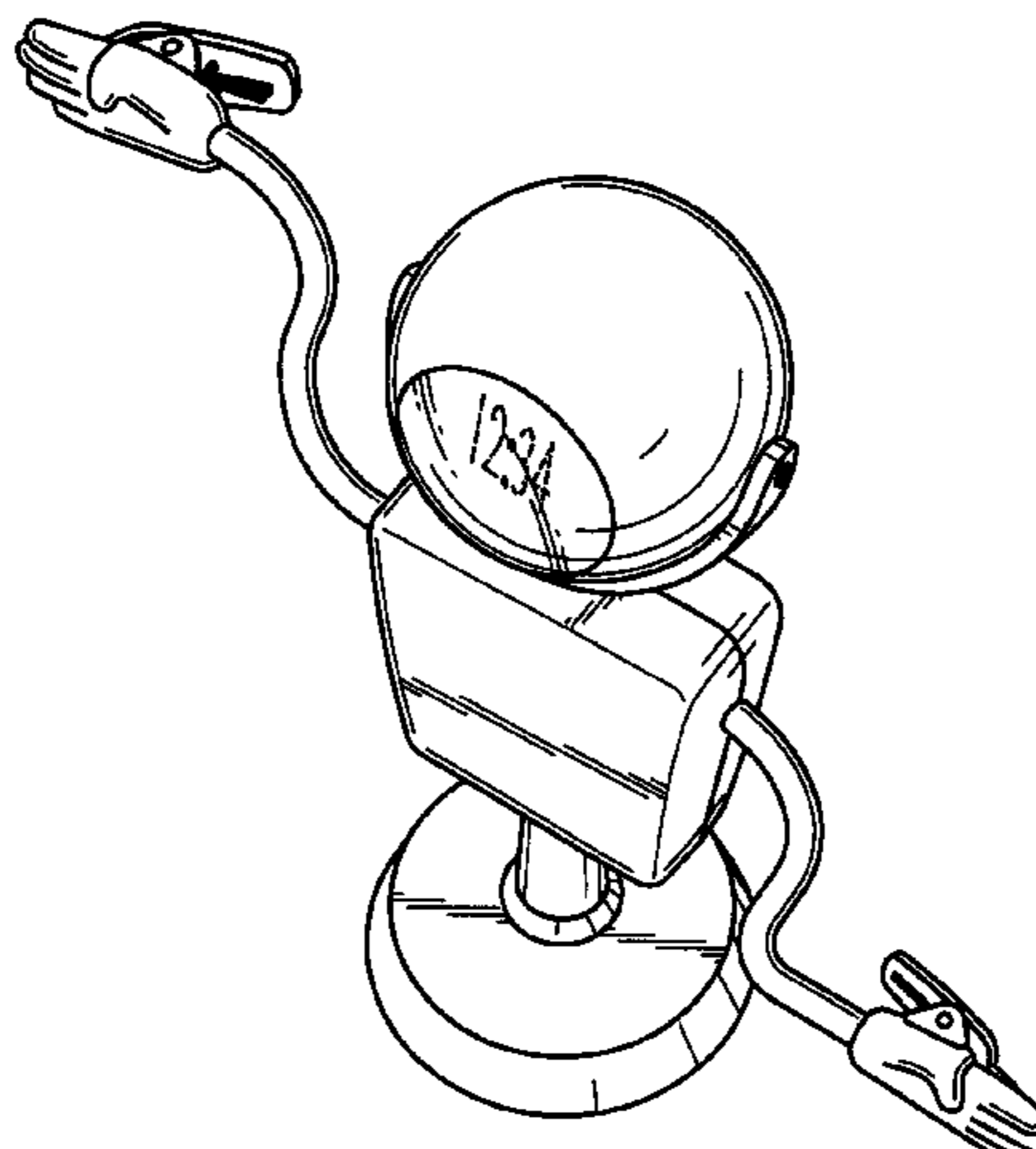


FIG. 1

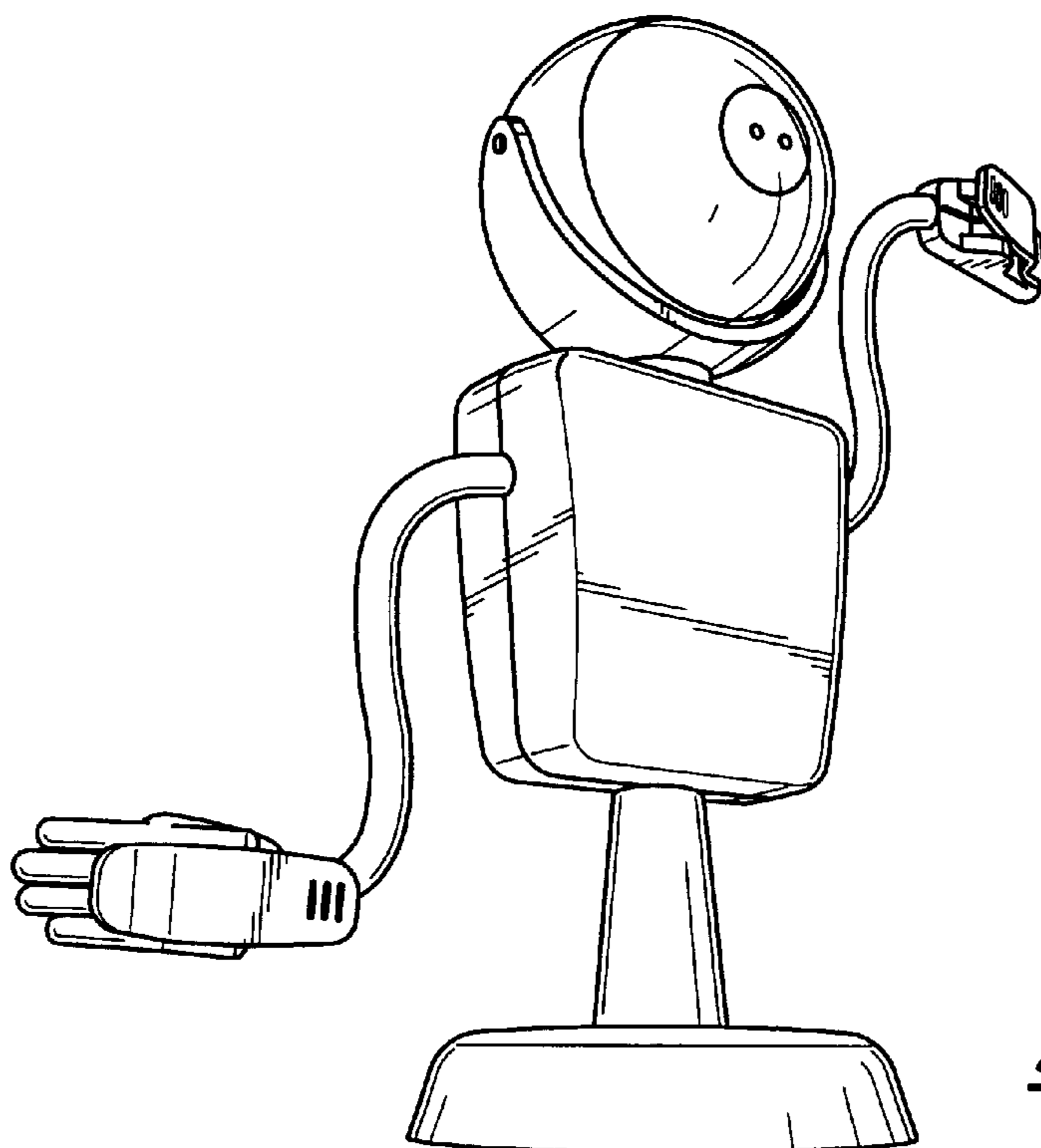
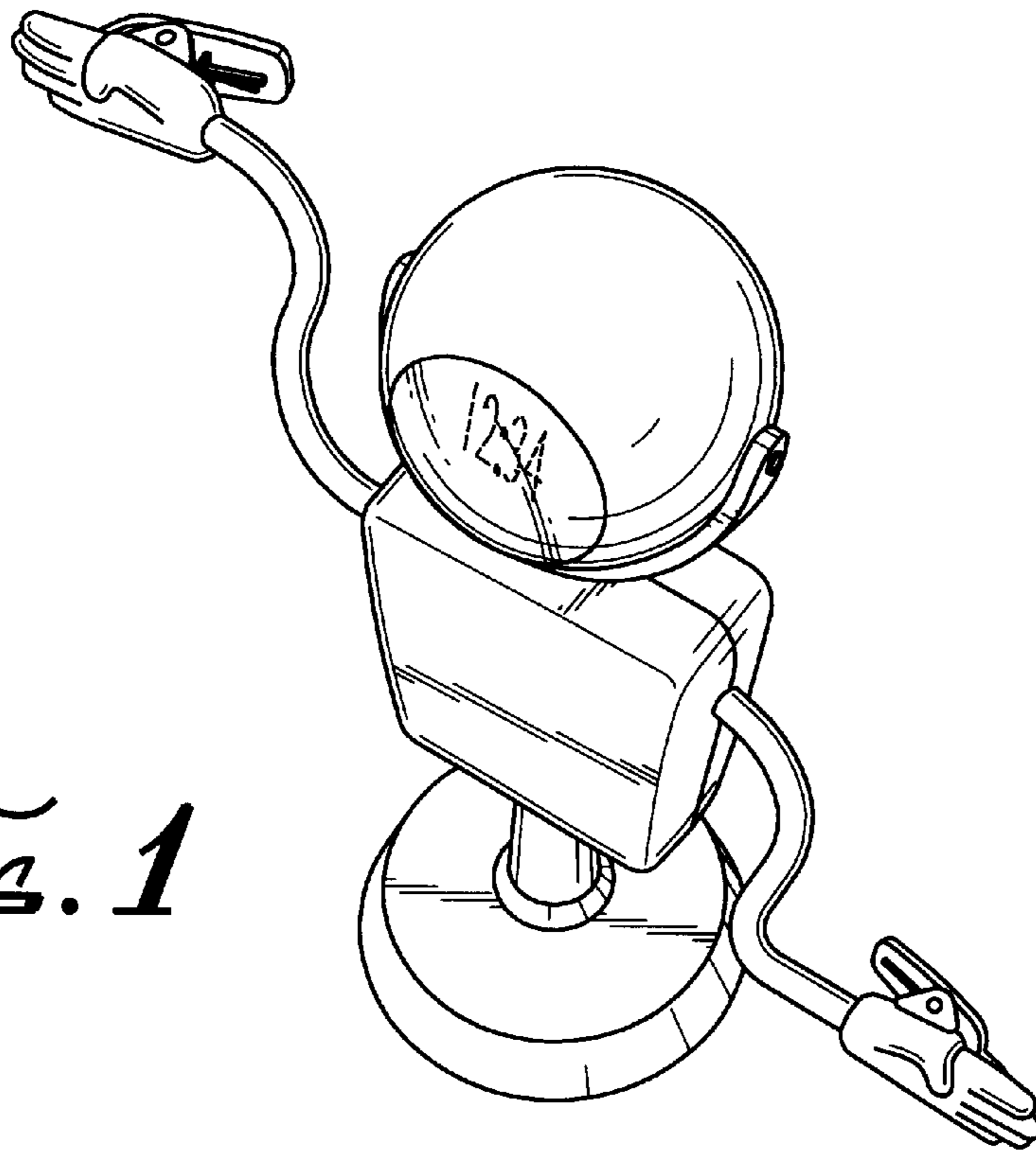


FIG. 2

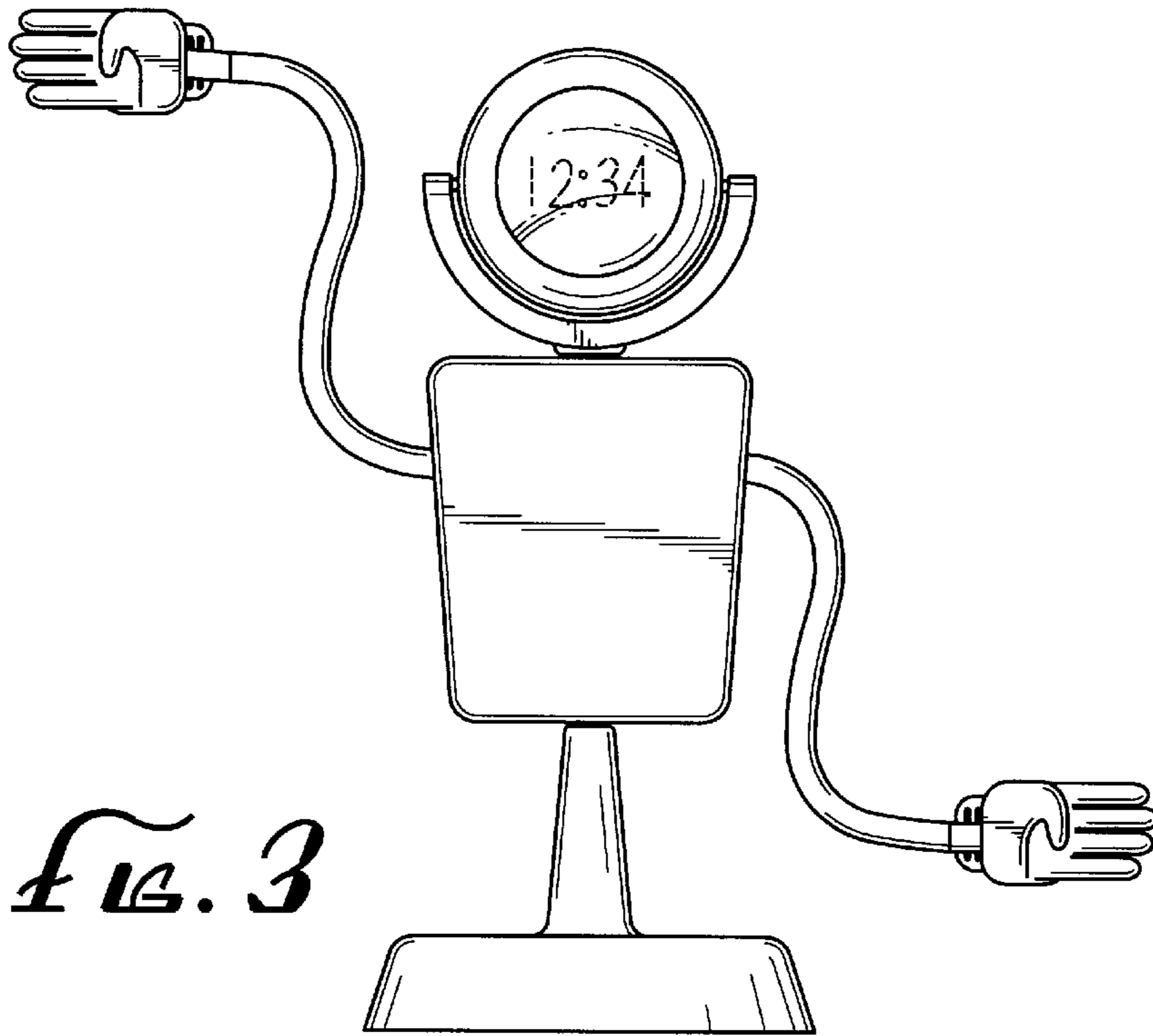


FIG. 3

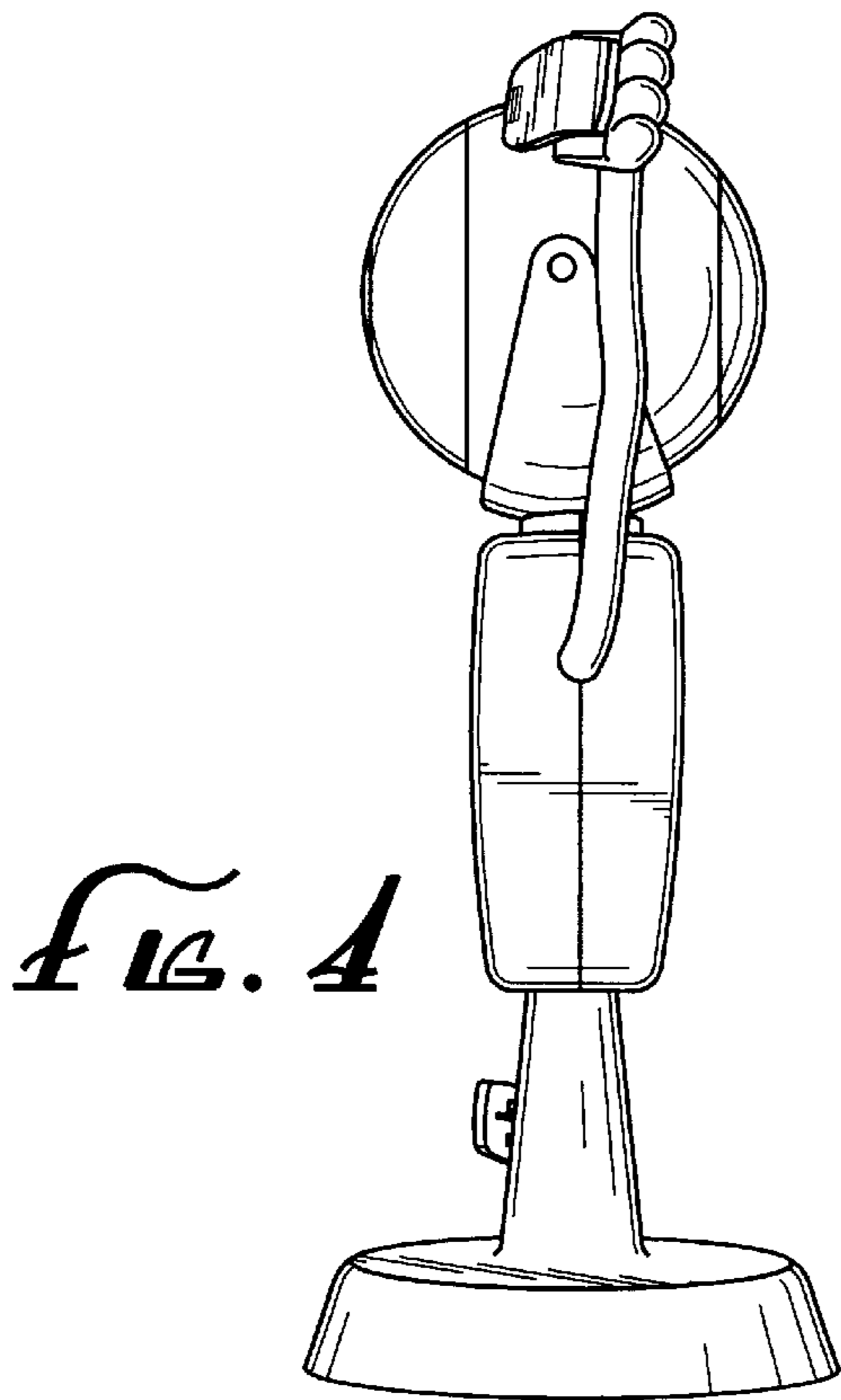


FIG. 4

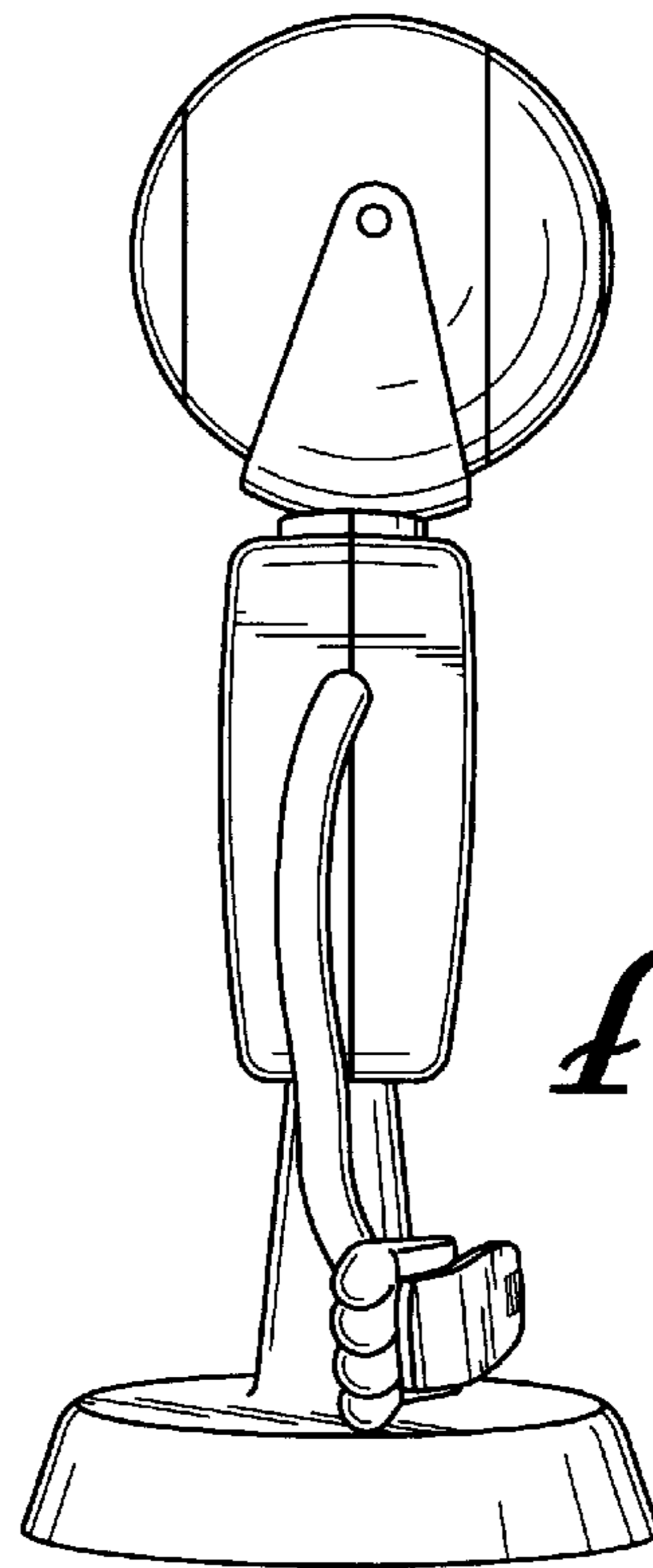


FIG. 5