

US00D492349S1

(12) **United States Design Patent**
Qiu

(10) **Patent No.:** **US D492,349 S**
(45) **Date of Patent:** **** Jun. 29, 2004**

- (54) **PEN**
- (75) **Inventor:** **Zhiming Qiu**, Ningbo (CN)
- (73) **Assignee:** **Ningbo Beifa Group Co., Ltd.**, Ningbo (CN)
- (**) **Term:** **14 Years**
- (21) **Appl. No.:** **29/187,352**
- (22) **Filed:** **Jul. 30, 2003**
- (30) **Foreign Application Priority Data**
Feb. 28, 2003 (CN) 03303822
- (51) **LOC (7) Cl.** **19-06**
- (52) **U.S. Cl.** **D19/50; D19/55; D19/51; D19/56**
- (58) **Field of Search** D19/35, 36, 41, D19/51, 42-50, 81-85, 53-58; 401/99, 100, 101, 103-106, 107-110, 111-117, 209

(56) **References Cited**

U.S. PATENT DOCUMENTS

D398,494 S * 9/1998 Bickford et al. D19/47 X

- D441,017 S * 4/2001 Gault et al. D19/50
- 6,273,626 B1 * 8/2001 Yazawa 401/6
- D463,491 S * 9/2002 Hwang D19/48
- D464,083 S * 10/2002 Yoon D19/51
- D480,756 S * 10/2003 Hwang D19/48

* cited by examiner

Primary Examiner—Martie K. Holtje

(74) *Attorney, Agent, or Firm*—Christensen O'Connor Johnson Kindness PLLC

(57) **CLAIM**

The ornamental design for a pen, as shown and described.

DESCRIPTION

FIG. 1 is a front left perspective view of a pen showing my new design;
 FIG. 2 is a rear right perspective view thereof;
 FIG. 3 is a rear elevational view thereof;
 FIG. 4 is a bottom plan view thereof;
 FIG. 5 is a right elevational view thereof;
 FIG. 6 is a front elevational view thereof;
 FIG. 7 is a top plan view thereof; and,
 FIG. 8 is a left elevational view thereof.

1 Claim, 3 Drawing Sheets

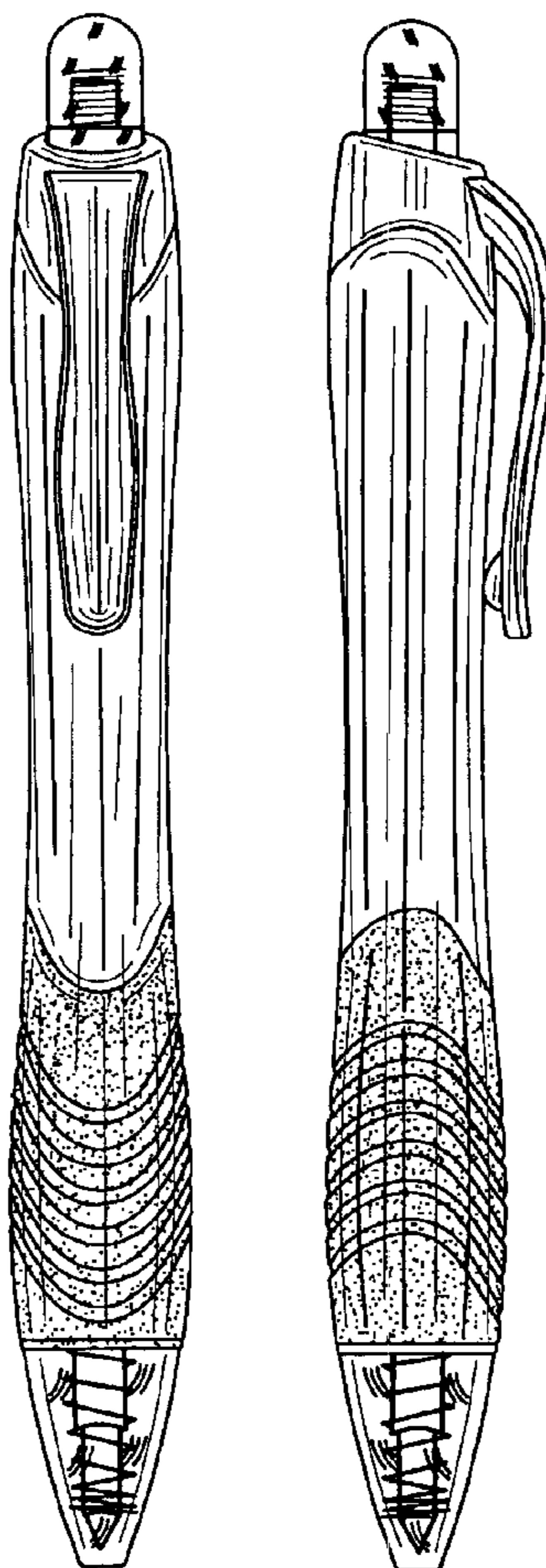


Fig.1.

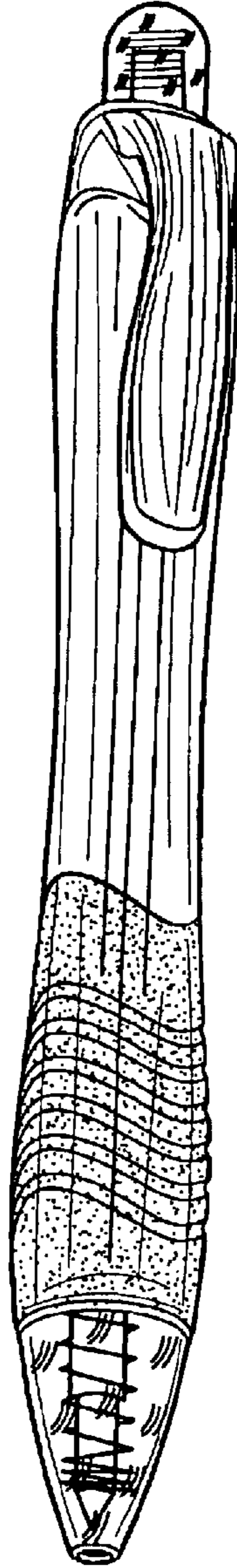


Fig.2.

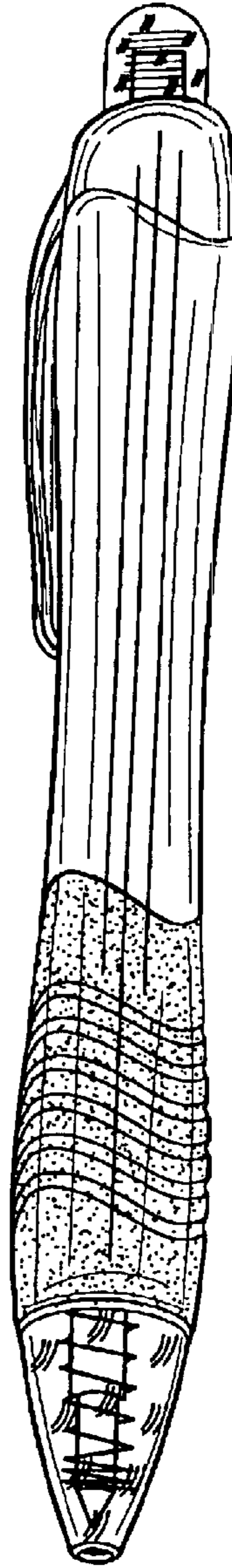


Fig. 3.




Fig. 4.

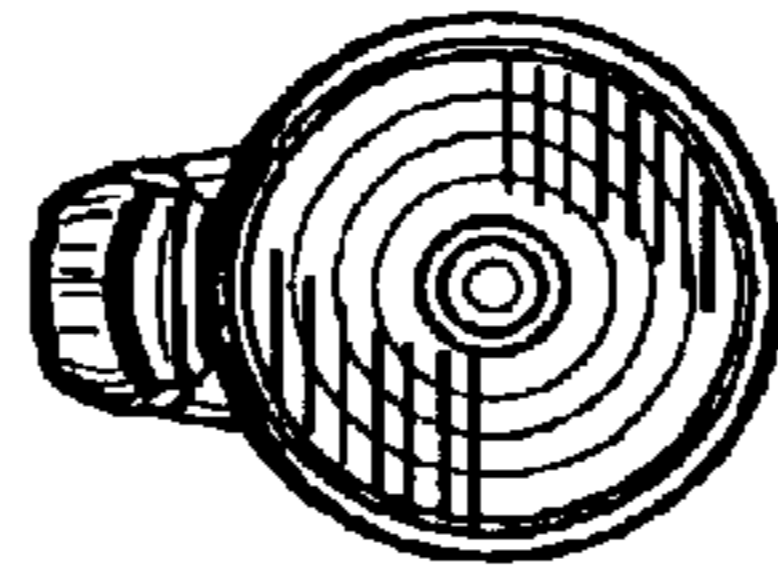


Fig. 5.

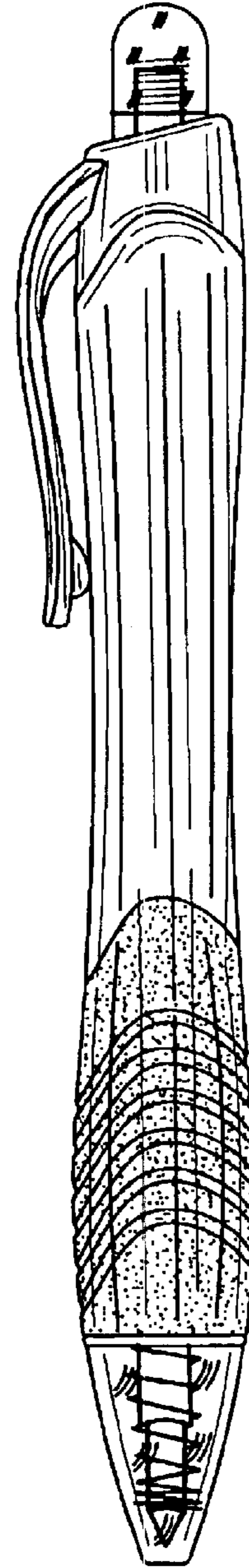


Fig. 6.




Fig. 7.

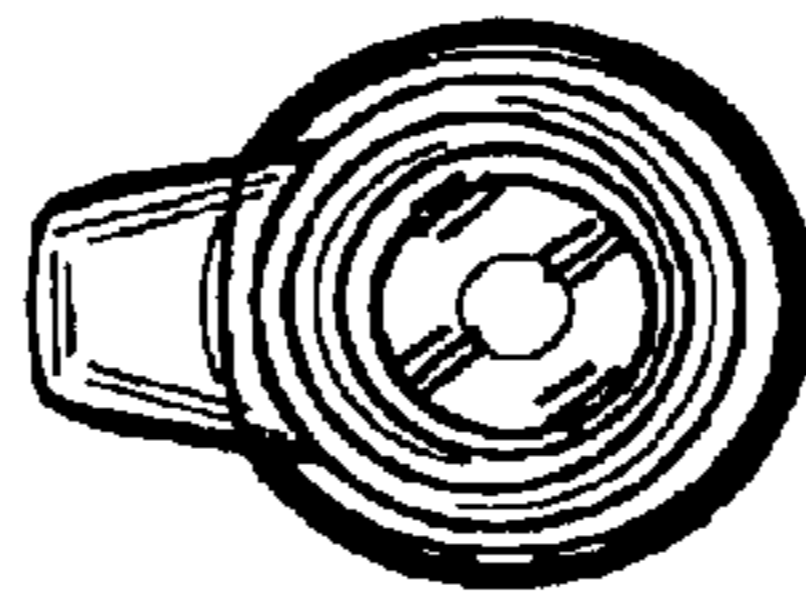


Fig. 8.

