

US00D492348S1

(12) **United States Design Patent**
Qiu

(10) **Patent No.:** **US D492,348 S**
(45) **Date of Patent:** **** Jun. 29, 2004**

(54) **PEN**
(75) **Inventor:** **Zhiming Qiu, Ningbo (CN)**
(73) **Assignee:** **Ningbo Beifa Group Co., Ltd., Ningbo (CN)**
(**) **Term:** **14 Years**

D398,494 S * 9/1998 Bickford et al. D19/47 X
D441,017 S * 4/2001 Gault et al. D19/50
6,273,626 B1 * 8/2001 Yazawa 401/6
D463,491 S * 9/2002 Hwang D19/48
D464,083 S * 10/2002 Yoon D19/51
D480,756 S * 10/2003 Hwang D19/48

* cited by examiner

(21) **Appl. No.:** **29/187,351**
(22) **Filed:** **Jul. 30, 2003**

Primary Examiner—Martie K. Holtje
(74) *Attorney, Agent, or Firm*—Christensen O'Connor Johnson Kindness PLLC

(30) **Foreign Application Priority Data**

Mar. 10, 2003 (CN) 03 3 03864

(57) **CLAIM**

The ornamental design for a pen, as shown and described.

(51) **LOC (7) Cl.** **19-06**
(52) **U.S. Cl.** **D19/50; D19/55; D19/51; D19/56**
(58) **Field of Search** D19/35, 36, 41, D19/51, 42–50, 81–85, 53–58; 401/99, 100, 101, 103–106, 107–110, 111–117, 209


DESCRIPTION

FIG. 1 is a rear right perspective view of a pen showing my new design;
FIG. 2 is a front right perspective view thereof;
FIG. 3 is a front elevational view thereof;
FIG. 4 is a bottom plan view thereof;
FIG. 5 is a left elevational view thereof;
FIG. 6 is a rear elevational view thereof;
FIG. 7 is a top plan view thereof; and,
FIG. 8 is a right elevational view thereof.

(56) **References Cited**
U.S. PATENT DOCUMENTS

D153,679 S * 5/1949 Gruber D19/51

1 Claim, 3 Drawing Sheets



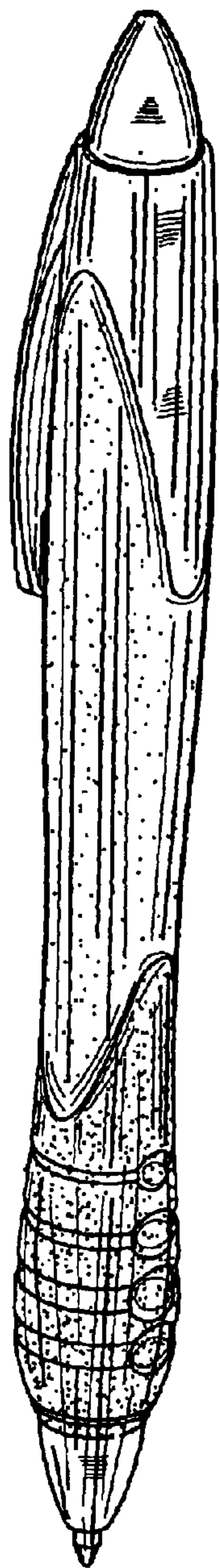


Fig. 1.




Fig. 2.

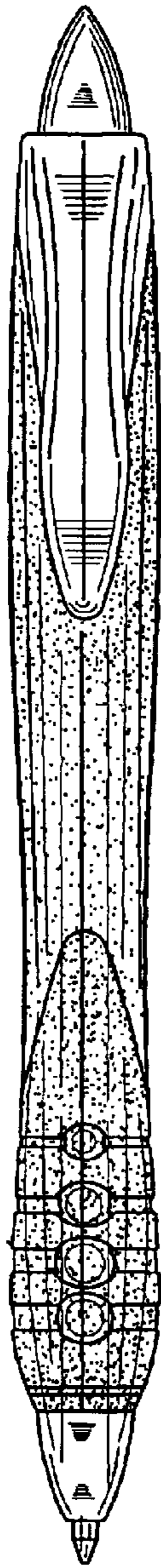


Fig. 3.

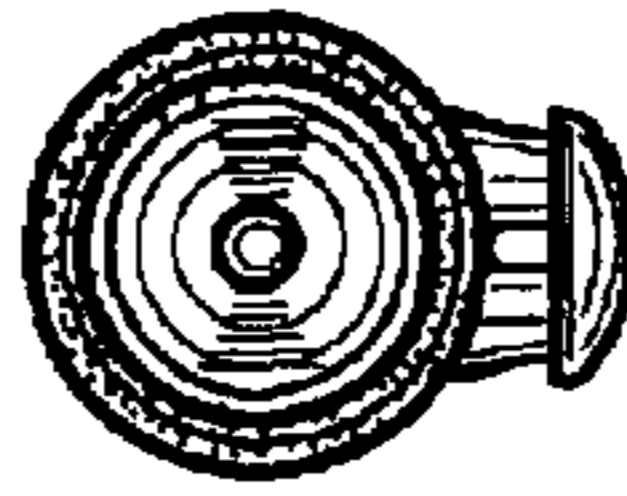


Fig. 4.

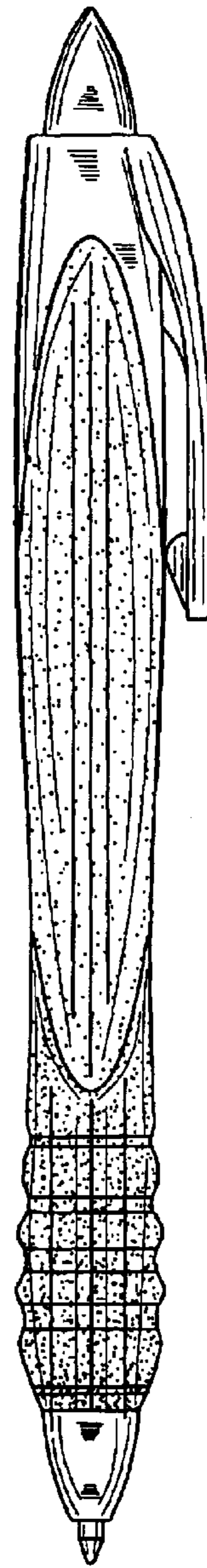


Fig. 5.

Fig. 6.

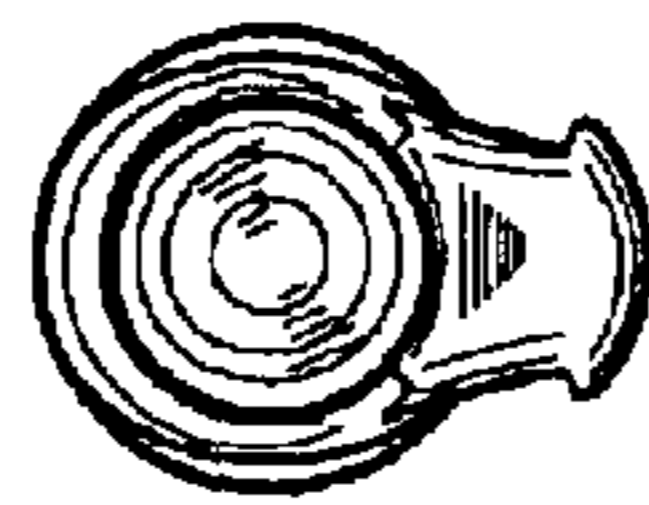



Fig. 7.

Fig. 8.

