



US00D492346S1

(12) **United States Design Patent**
Huang

(10) **Patent No.:** **US D492,346 S**
(45) **Date of Patent:** **** Jun. 29, 2004**

(54) **RULER PEN**

D462,988 S * 9/2002 Knudsen D19/36

(76) **Inventor:** **Te-Ming Huang**, 1F, No. 6, Lane 43,
Shui-Yuan Road, Taipei (TW)

* cited by examiner

(**) **Term:** **14 Years**

Primary Examiner—Martie K. Holtje
(74) *Attorney, Agent, or Firm*—Birch, Stewart, Kolasch &
Birch, LLP

(21) **Appl. No.:** **29/191,310**

(57) **CLAIM**

(22) **Filed:** **Oct. 7, 2003**

The ornamental design for ruler pen, as shown and
described.

(51) **LOC (7) Cl.** **19-06**

(52) **U.S. Cl.** **D19/36; D19/43; D19/46**

(58) **Field of Search** D10/70, 71, 73,
D10/74; D19/35, 36, 41-51, 53-58, 81-85;
33/449, 485, 483-484, 492; 401/52, 195

DESCRIPTION

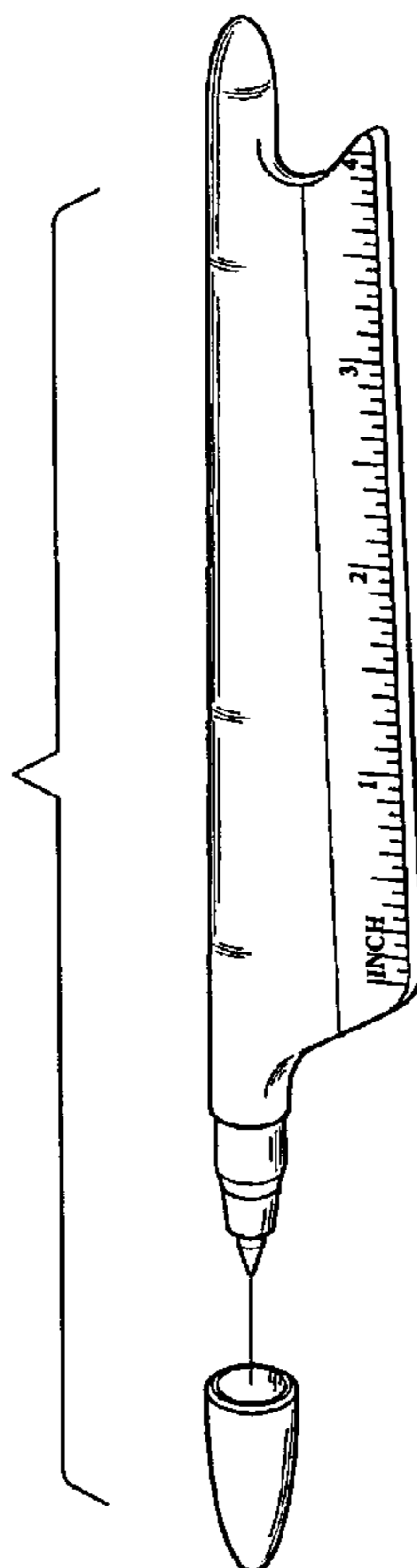
(56) **References Cited**

U.S. PATENT DOCUMENTS

| | | | | | | |
|-----------|---|---|---------|--------------|-------|---------|
| 181,236 | A | * | 8/1876 | Wyckoff | | 33/485 |
| 575,671 | A | * | 1/1897 | Watts et al. | | 33/485 |
| 1,677,387 | A | * | 7/1928 | Gaidos | | 401/89 |
| D104,498 | S | * | 5/1937 | MacDonald | | D10/62 |
| D128,985 | S | * | 8/1941 | Weiss | | D19/36 |
| 2,277,452 | A | * | 3/1942 | Pettersen | | 33/449 |
| D301,043 | S | * | 5/1989 | Castle | | D19/36 |
| D318,489 | S | * | 7/1991 | Cho-Kai | | D19/36 |
| 5,240,338 | A | * | 8/1993 | Jye | | 401/195 |
| D375,759 | S | * | 11/1996 | Piscatelli | | D19/36 |

FIG. 1 is a perspective view of ruler pen showing my new
design;
FIG. 2 is a front elevational view thereof;
FIG. 3 is a rear elevational view thereof;
FIG. 4 is a left side elevational view thereof;
FIG. 5 is right side elevational view thereof;
FIG. 6 is a top view thereof;
FIG. 7 is a bottom view thereof;
FIG. 8 is a perspective view thereof in an exploded condi-
tion; and,
FIG. 9 is a second perspective view of FIG. 1, the structure
depicted by means of broken lines being shown for illus-
trative purposes only and forming no part of the claimed
design.

1 Claim, 9 Drawing Sheets



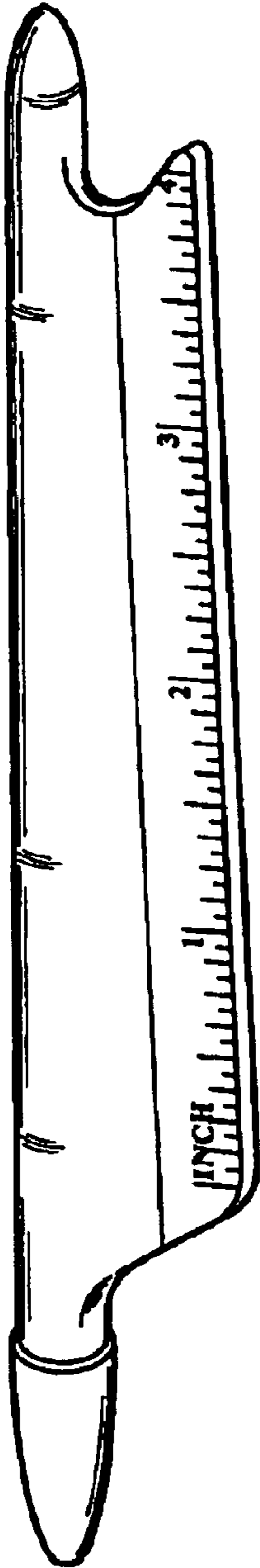


FIG. 1

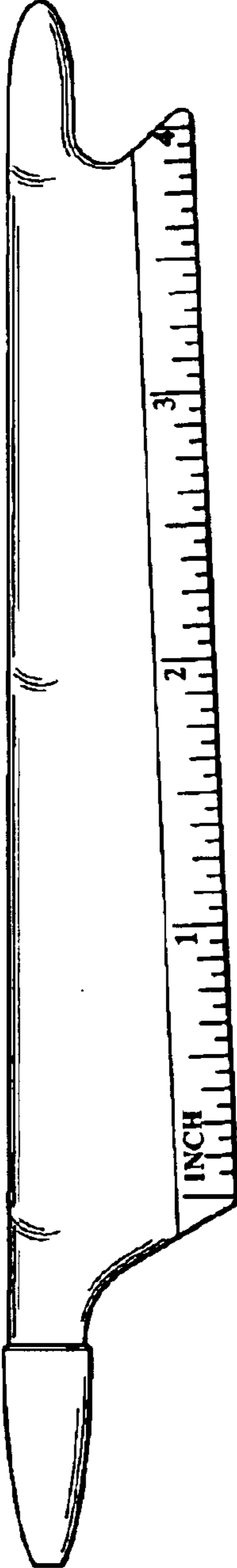


FIG. 2

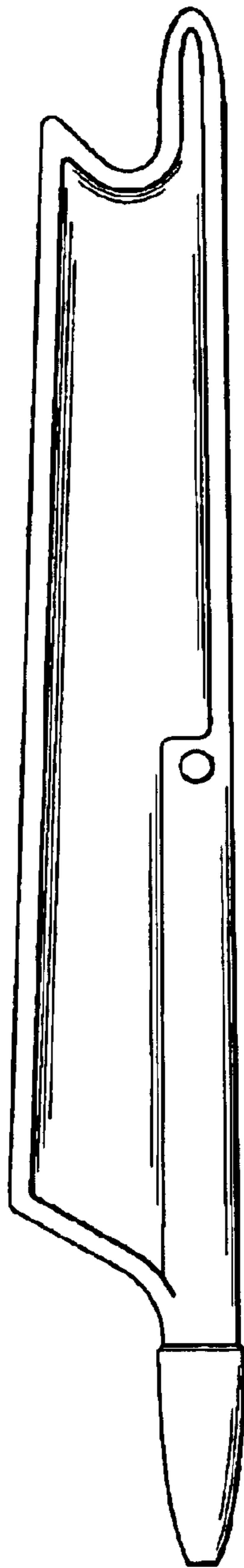


FIG. 3

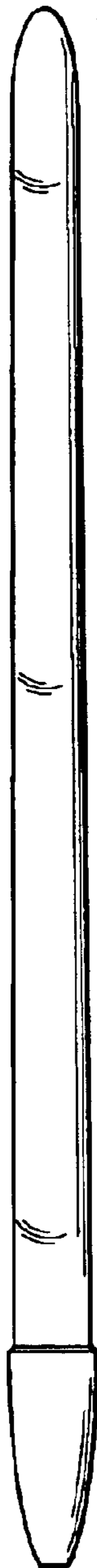


FIG. 4

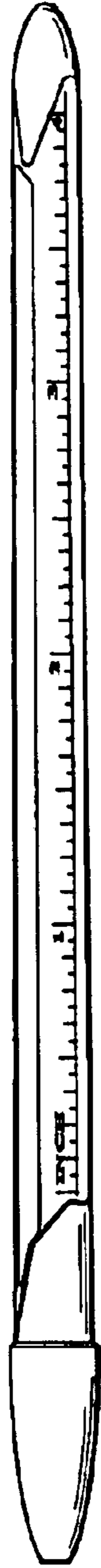


FIG. 5



FIG. 6



FIG. 7

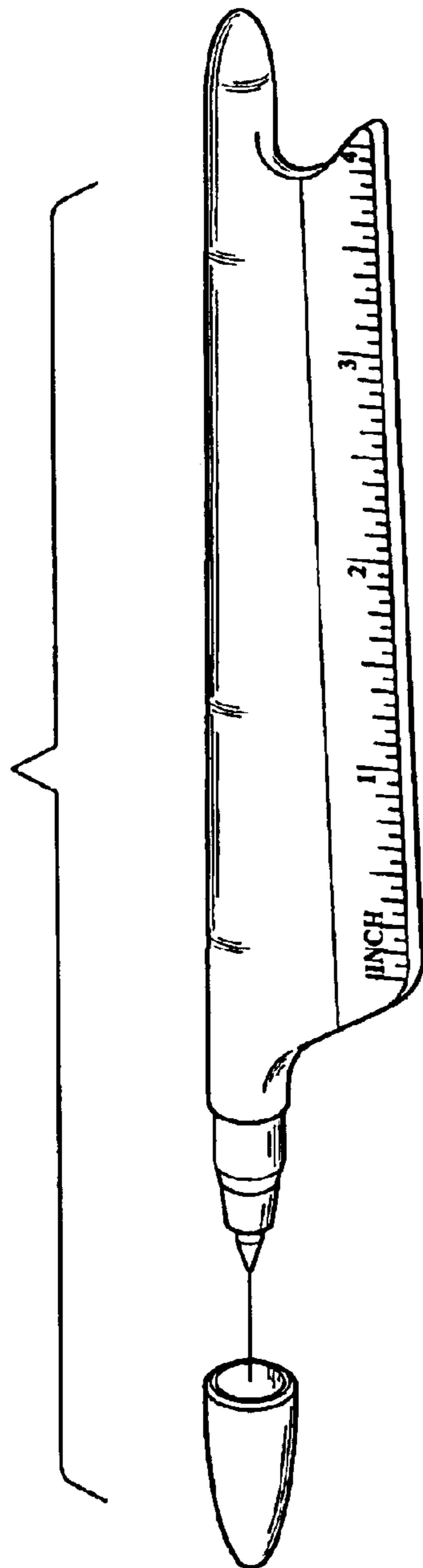


FIG. 8

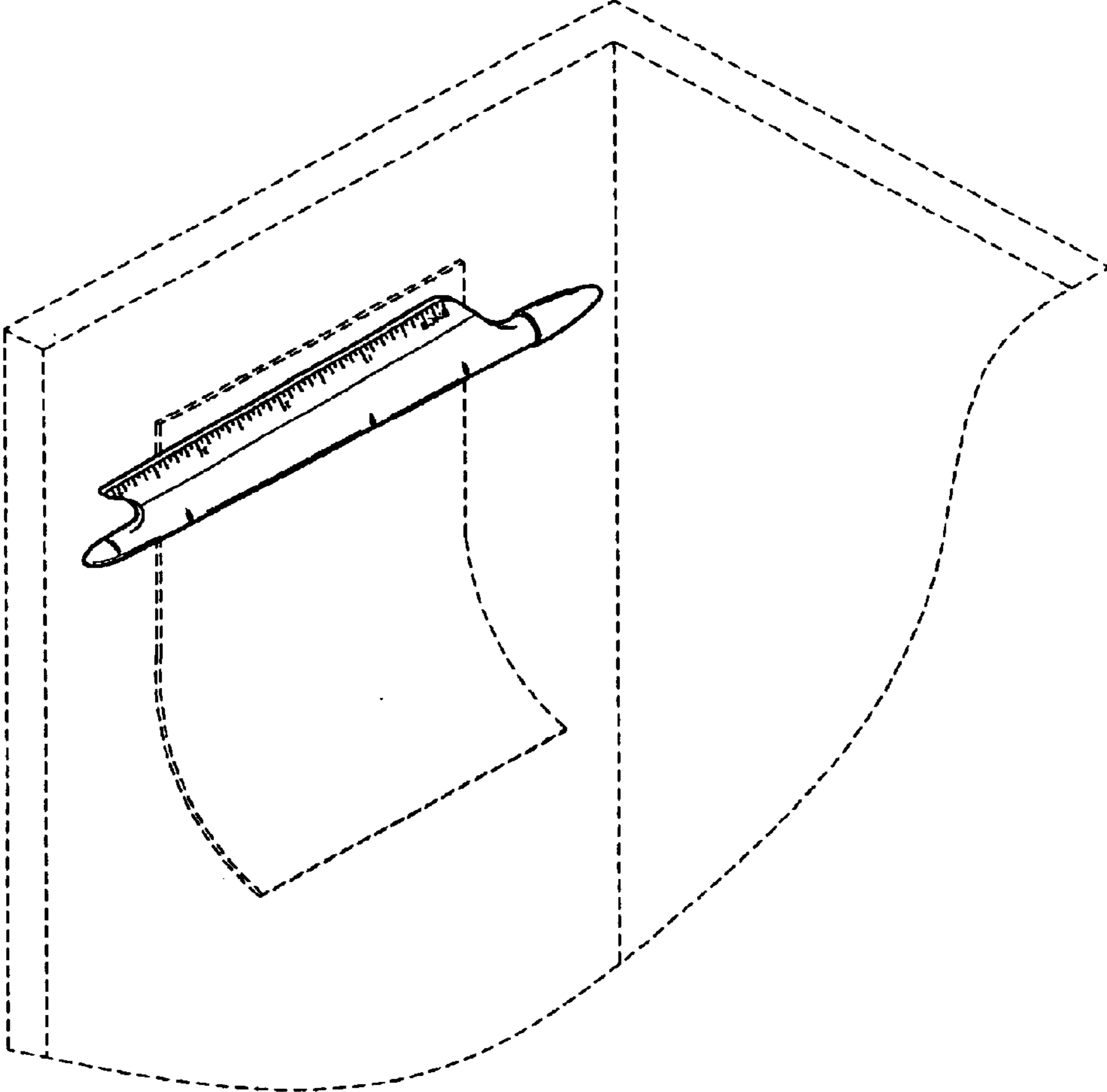


FIG. 9