

US00D492320S1

(12) **United States Design Patent**
Knetsch et al.

(10) **Patent No.:** **US D492,320 S**
(45) **Date of Patent:** **** Jun. 29, 2004**

(54) **HOUSING COVER**

(75) Inventors: **Jörg Christian Knetsch**, Ehringshausen (DE); **Steffen Wagner**, Burbach (DE); **Joachim Maul**, Ehringshausen (DE); **Kay-Uwe Witte**, Bad Homburg (DE)

(73) Assignee: **Rittal GmbH & Co. KG**, Herborn (DE)

(**) Term: **14 Years**

(21) Appl. No.: **29/192,196**

(22) Filed: **Oct. 20, 2003**

Related U.S. Application Data

(62) Division of application No. 29/167,359, filed on Sep. 12, 2002.

(30) **Foreign Application Priority Data**

Mar. 12, 2002 (DE) 402 02 324

(51) **LOC (7) Cl.** **14-02**

(52) **U.S. Cl.** **D14/445**

(58) **Field of Search** D14/441-446;
D13/162, 184, 199; 312/223.2; 361/690-696;
369/34.01, 36.01

(56) **References Cited**

U.S. PATENT DOCUMENTS

D333,134 S * 2/1993 Aderman D14/445

D360,411 S * 7/1995 Sharp et al. D14/445
D410,912 S * 6/1999 Bloch et al. D14/445
D437,325 S * 2/2001 Searby et al. D14/445

* cited by examiner

Primary Examiner—Freda S. Nunn

(74) *Attorney, Agent, or Firm*—Pauley Petersen & Erickson


(57) **CLAIM**

The ornamental design for a housing cover, as shown and described.

DESCRIPTION

FIG. 1 is a front perspective view of a housing cover;
FIG. 2 is a front view of the housing cover, as shown in FIG. 1.
FIG. 3 is a rear view of the housing cover, as shown in FIG. 1.
FIG. 4 is a top view of the housing cover, as shown in FIG. 1.
FIG. 5 is a bottom view of the housing cover, as shown in FIG. 1.
FIG. 6 is a side view of the housing cover, as shown in FIG. 1; and,
FIG. 7 is a side view, opposite the side view shown in FIG. 6, of the housing cover, as shown in FIG. 1.

1 Claim, 2 Drawing Sheets






FIG. 1




FIG. 2

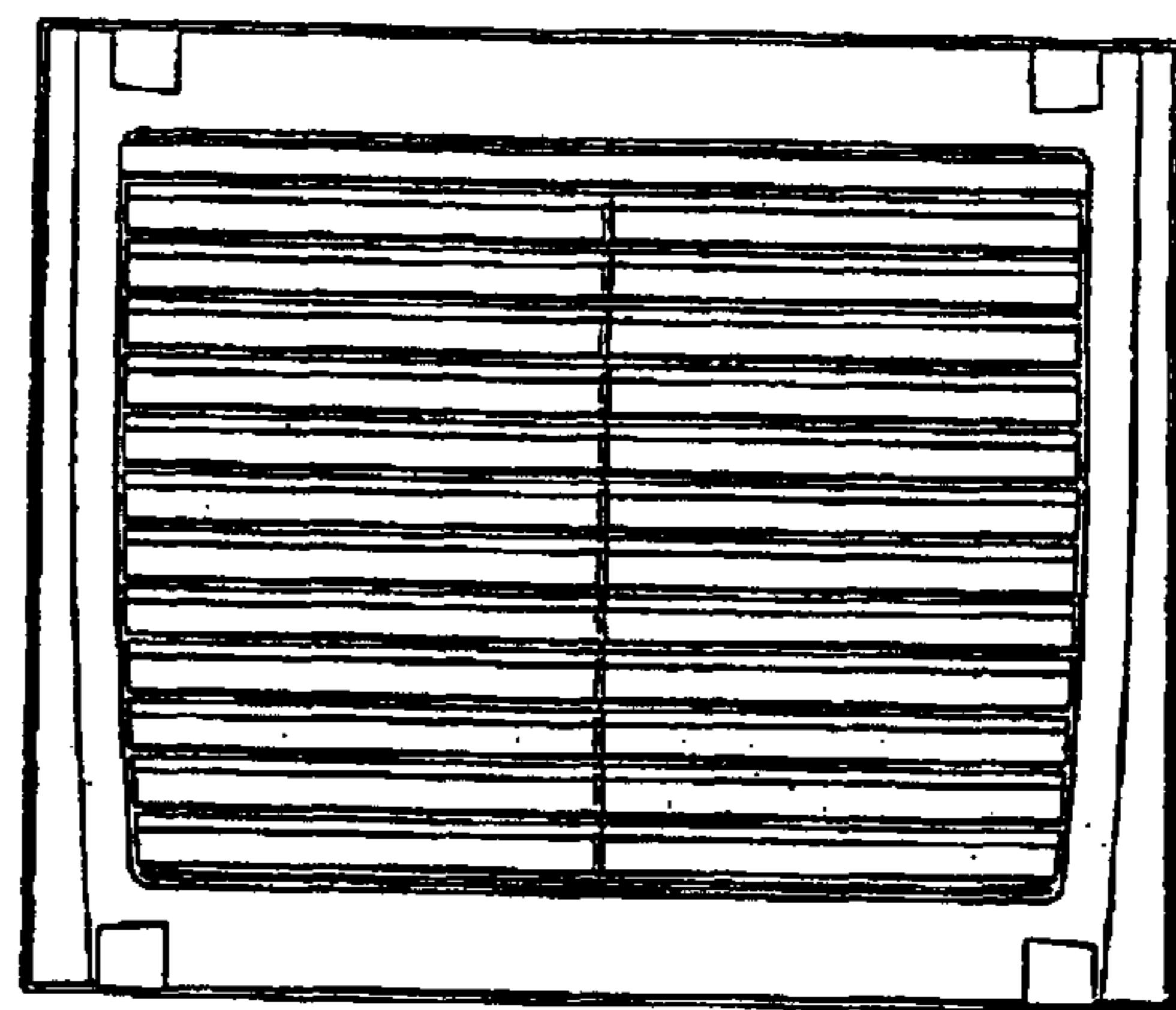


FIG. 3



FIG. 4




FIG. 5



FIG. 6



FIG. 7