

US00D492316S1

(12) **United States Design Patent**
Chen et al.

(10) **Patent No.:** **US D492,316 S**
(45) **Date of Patent:** **** Jun. 29, 2004**

(54) **COMPUTER FRONT BEZEL**

D459,357 S * 6/2002 Lo D14/444

(75) Inventors: **Yun Lung Chen**, Tu-chen (TW);
Li-Xin Ai, Shenzhen (CN); **Hua-Jiang Zhu**,
Shenzhen (CN); **Bin-Ran Li**, Shenzhen (CN)

* cited by examiner

Primary Examiner—Freda Nunn
(74) *Attorney, Agent, or Firm*—Wei Te Chung

(73) Assignee: **Hon Hai Precision Ind. Co., Ltd.**,
Taipei Hsien (TW)

(57) **CLAIM**

The ornamental design for a computer front bezel, as shown and described.

(**) Term: **14 Years**

DESCRIPTION

(21) Appl. No.: **29/174,382**

FIG. 1 is a perspective view of a computer front bezel of our new design;

(22) Filed: **Jan. 15, 2003**

FIG. 2 is a front elevational view thereof;

(51) **LOC (7) Cl.** **14-02**

FIG. 3 is a rear elevational view thereof;

(52) **U.S. Cl.** **D14/445**

FIG. 4 is a left side elevational view thereof;

(58) **Field of Search** D14/441-446;
D13/162, 184, 199; 312/223.2; 361/690-696

FIG. 5 is a right side elevational view thereof;

FIG. 6 is a top plan view thereof;

FIG. 7 is a bottom plan view thereof; and,

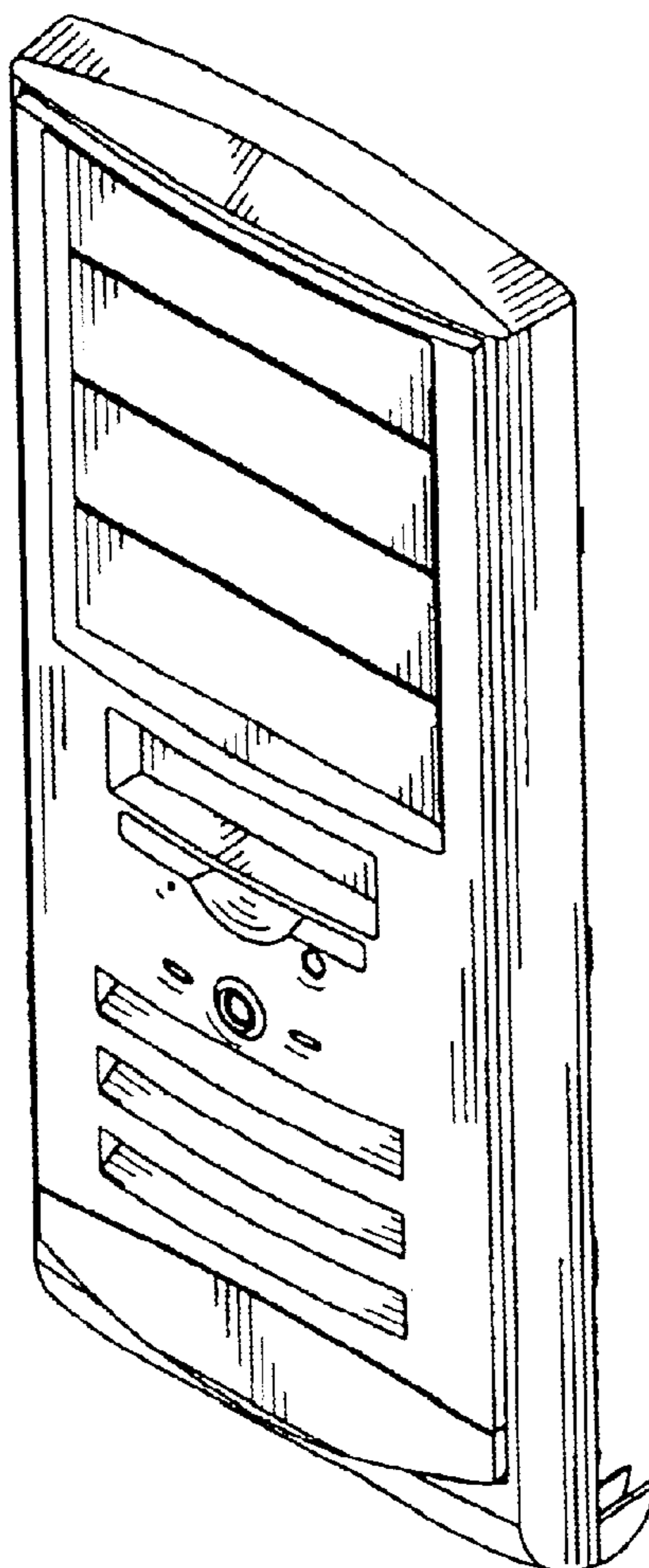
(56) **References Cited**

FIG. 8 is a view similar to FIG. 1 with the computer front bezel being mounted to a computer case which is shown in broken lines for illustrative purposes only and forms no part of the claimed design.

U.S. PATENT DOCUMENTS

D390,216 S * 2/1998 Lai D14/444
6,000,769 A * 12/1999 Chen 312/223.2
D435,560 S * 12/2000 Jean et al. D14/444

1 Claim, 6 Drawing Sheets






FIG. 1




FIG. 2

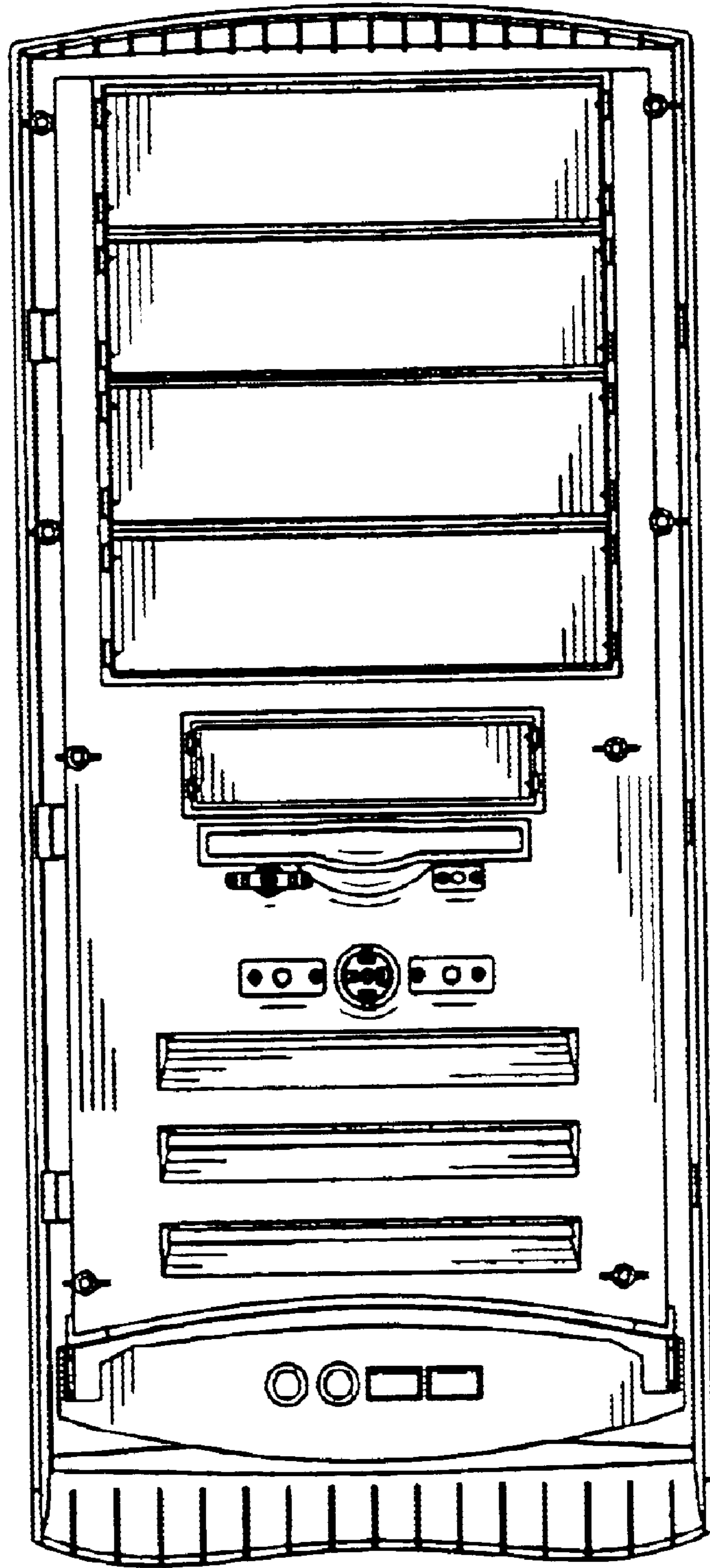


FIG. 3

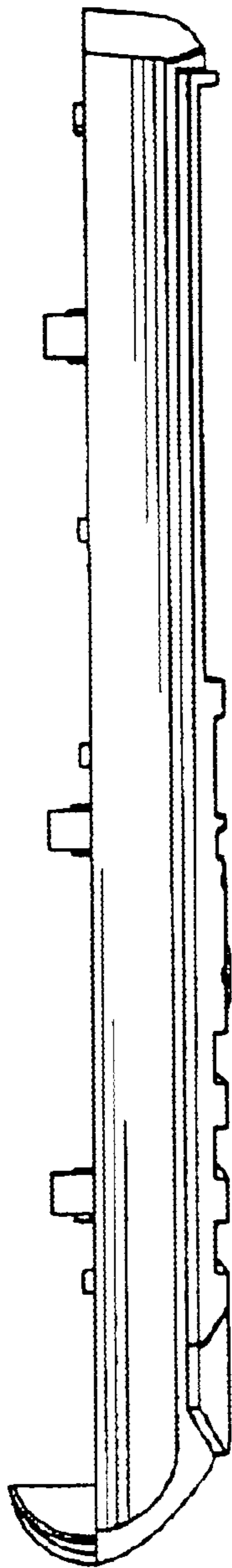


FIG. 4

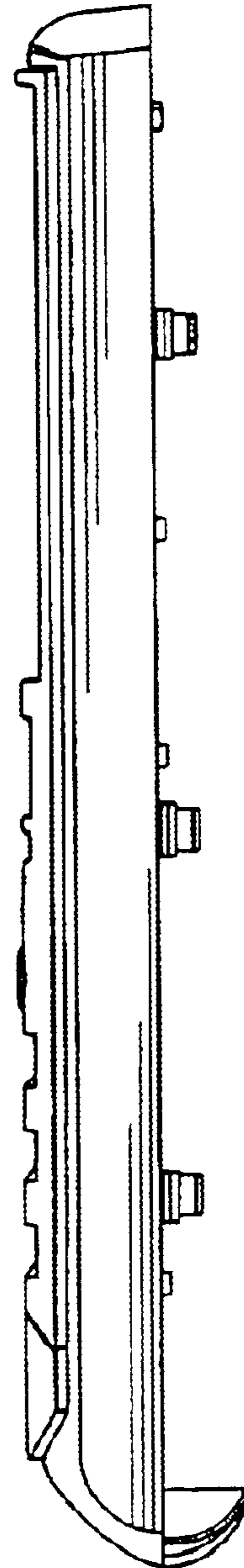


FIG. 5

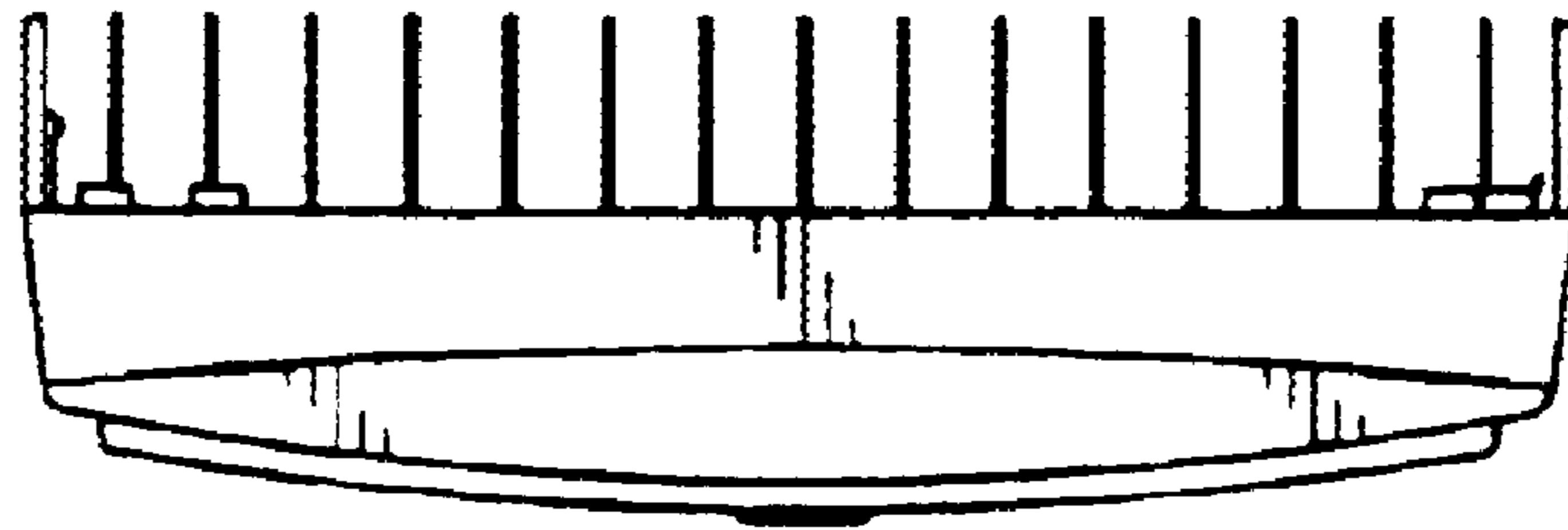


FIG. 6




FIG. 7

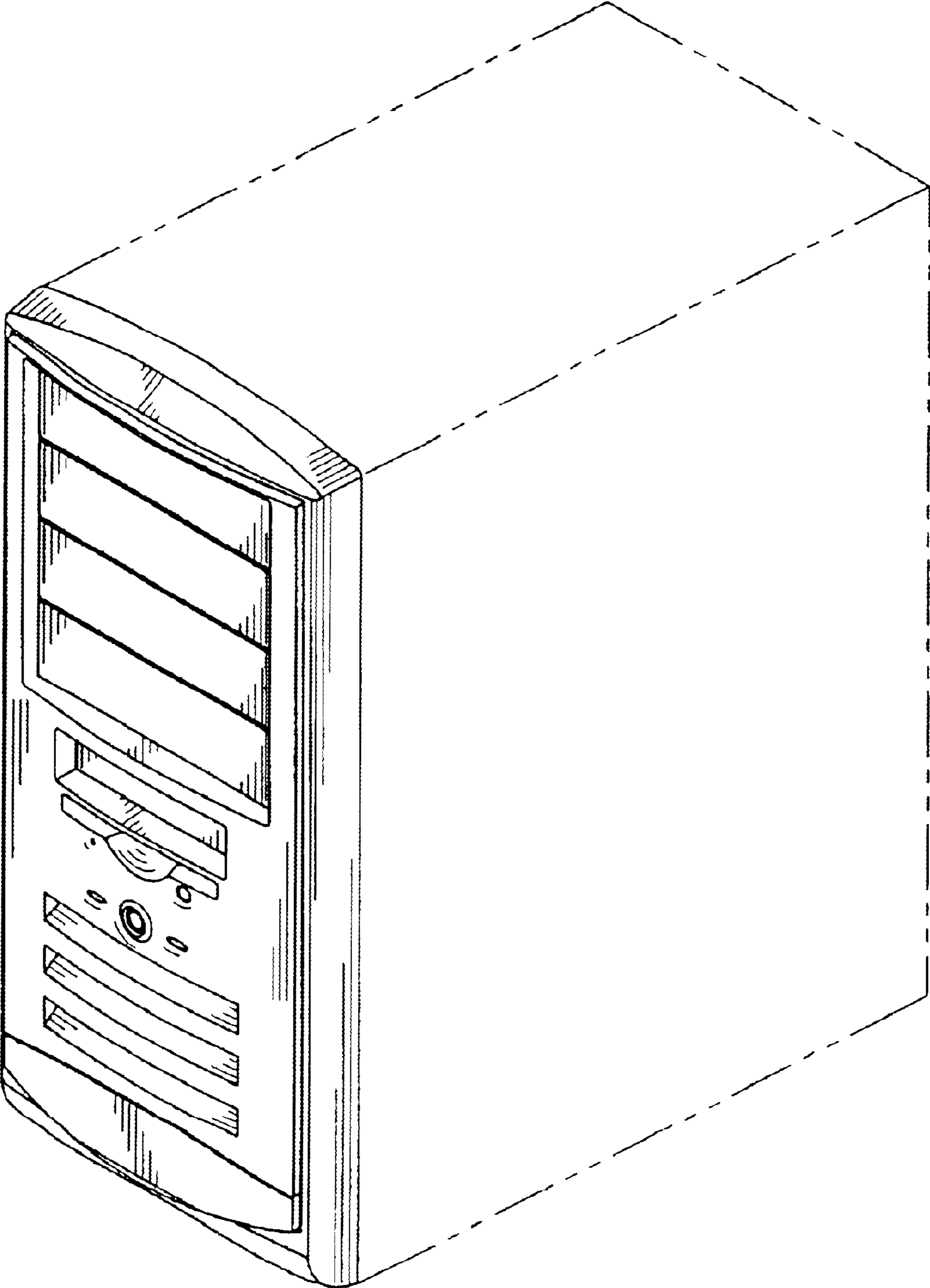


FIG. 8