

US00D492310S1

(12) **United States Design Patent**  
**Chien**

(10) **Patent No.:** **US D492,310 S**  
(45) **Date of Patent:** **\*\* Jun. 29, 2004**

(54) **EXPANDED KEYBOARD**

(75) **Inventor:** **Chih-Ling Chien, Fengshan (TW)**

(73) **Assignee:** **High Tech Computer Corp., Tao Yuan (TW)**

(\*\*) **Term:** **14 Years**

(21) **Appl. No.:** **29/178,473**

(22) **Filed:** **Mar. 25, 2003**

(30) **Foreign Application Priority Data**

Jan. 9, 2003 (TW) ..... 92300138

(51) **LOC (7) Cl.** ..... **14-02**

(52) **U.S. Cl.** ..... **D14/398**

(58) **Field of Search** ..... D14/391-393,  
D14/396, 398, 399; D18/1, 2, 7; 178/17 A,  
17 C; 200/5 A, 5 R, 6 A, 6 R; 235/145 A,  
145 R; 341/22, 23; 345/168; 400/484-486,  
488-489

(56) **References Cited**

**U.S. PATENT DOCUMENTS**

D315,896 S \* 4/1991 Brown ..... D14/399

D318,463 S \* 7/1991 Yomo ..... D14/399  
D374,660 S \* 10/1996 Holmes et al. .... D14/392  
D388,780 S \* 1/1998 Tonino ..... D14/392

\* cited by examiner

*Primary Examiner*—Freda S. Nunn

(74) *Attorney, Agent, or Firm*—J.C. Patents

(57) **CLAIM**

The ornamental design for an expanded keyboard, as shown and described.

**DESCRIPTION**

FIG. 1 is a perspective view of an expanded keyboard according to the invention;

FIG. 2 is a front view thereof;

FIG. 3 is a rear view thereof;

FIG. 4 is a right end elevational view thereof;


FIG. 5 is a left end elevational view thereof;

FIG. 6 is a top plan view thereof; and,

FIG. 7 is a bottom plan view thereof.

The broken lines are shown for illustrative purposes only and form no part of the claimed design.

**1 Claim, 7 Drawing Sheets**






FIG. 1

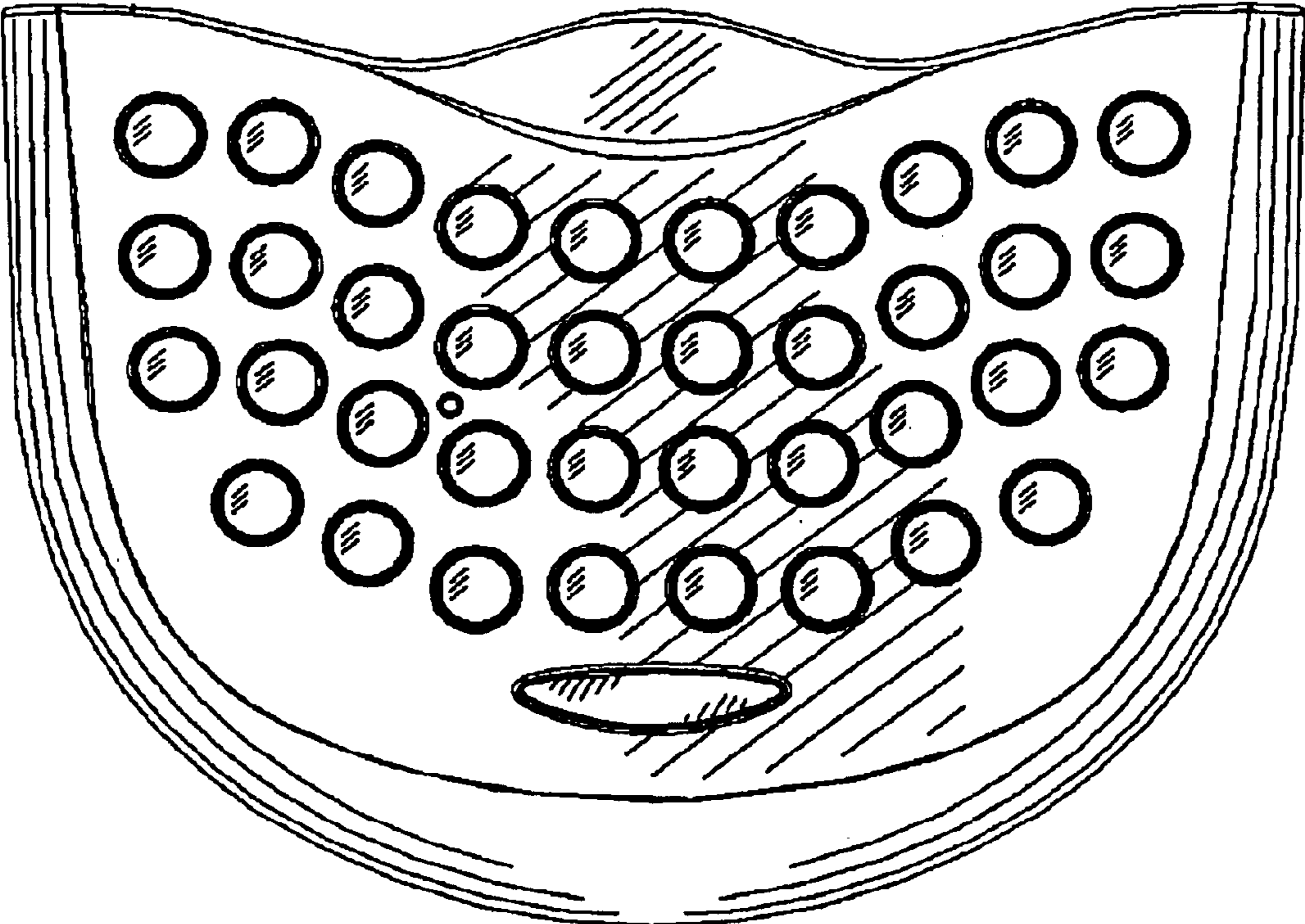


FIG. 2

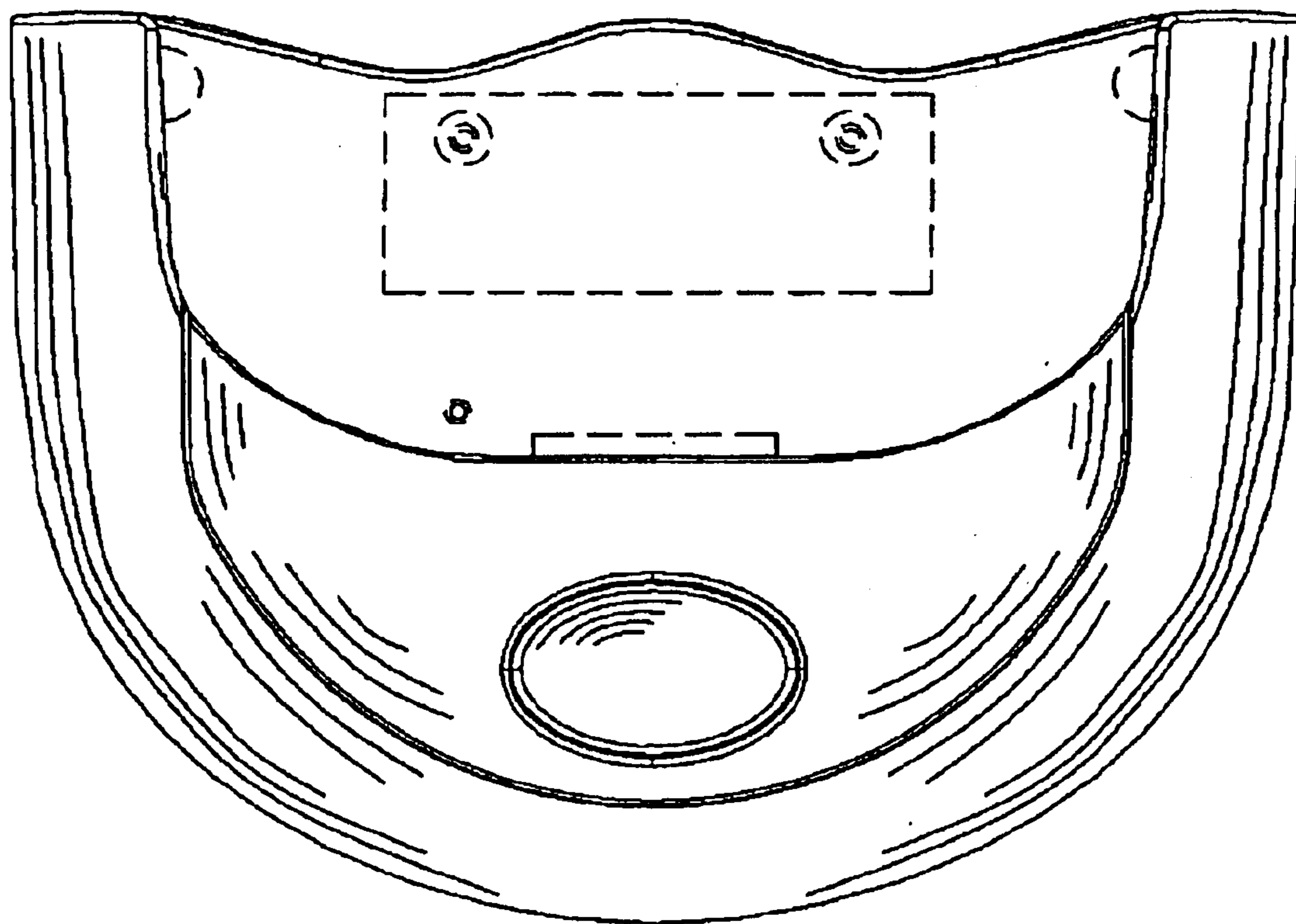


FIG. 3

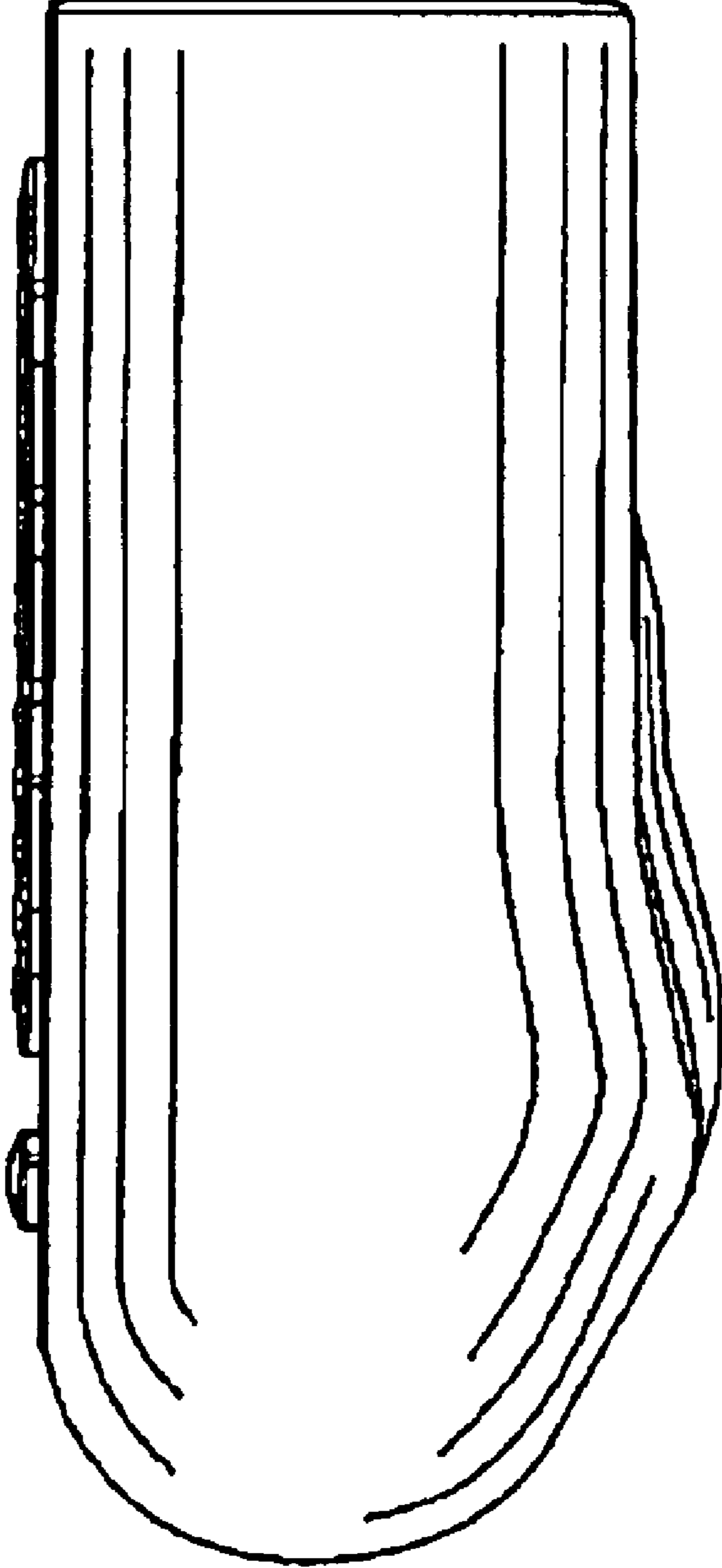


FIG. 4

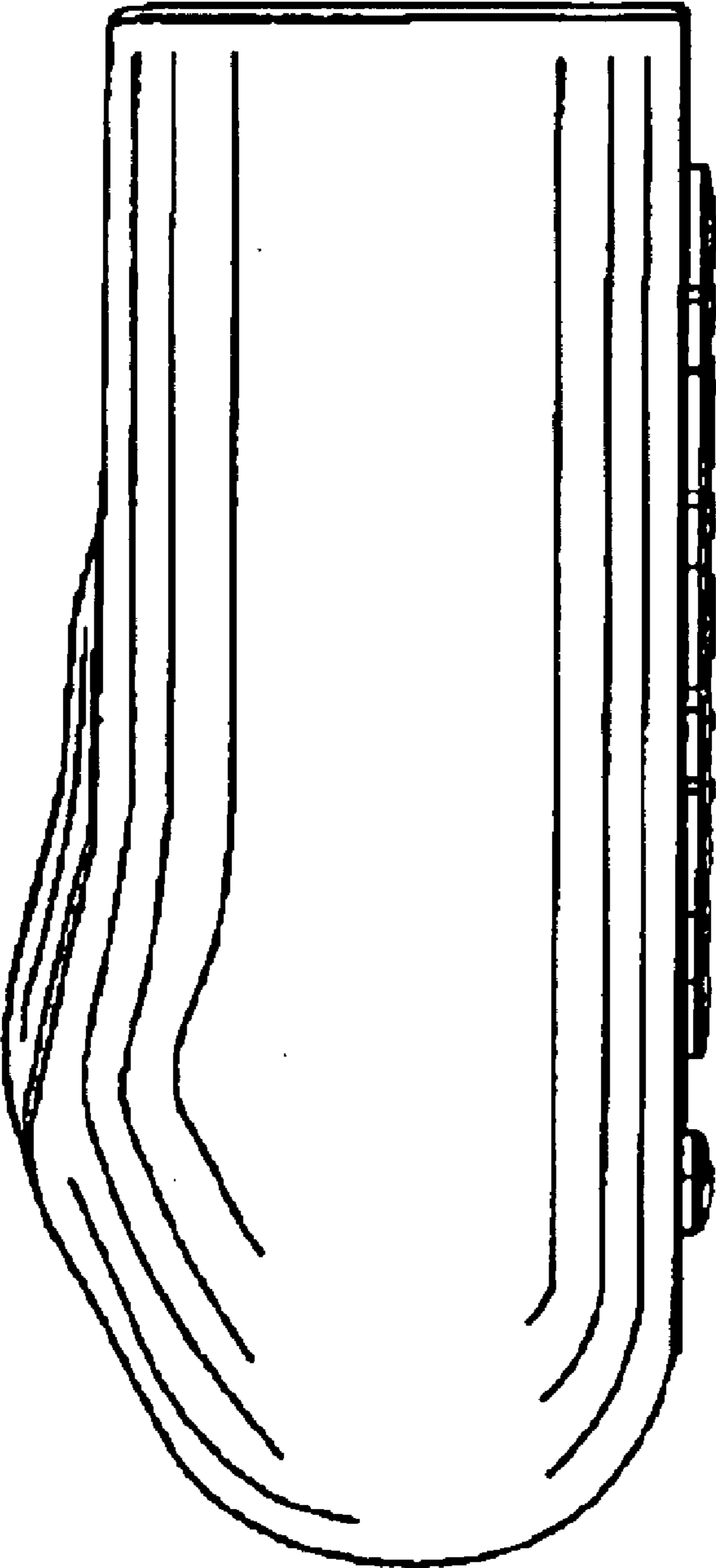


FIG. 5

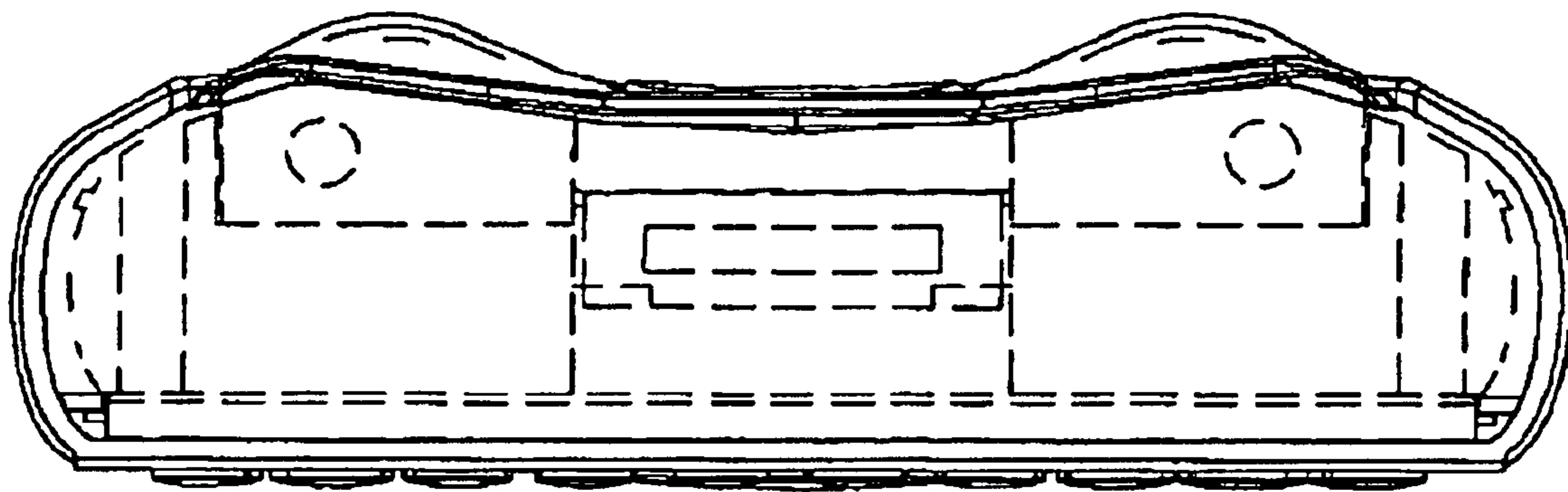


FIG. 6




FIG. 7