

US00D492309S1

(12) **United States Design Patent**
Buhler

(10) **Patent No.: US D492,309 S**
(45) **Date of Patent: ** Jun. 29, 2004**

(54) **COMPUTER KEYBOARD**

D365,552 S * 12/1995 Marquardt et al. D14/393

(76) Inventor: **Alfredo Buhler**, 2330 Maple Street -
Suite 303, Vancouver BC (CA), V6J
3T6

* cited by examiner

Primary Examiner—Freda Nunn

(**) Term: **14 Years**

(57) **CLAIM**

The ornamental design for a computer keyboard, as shown
and described.

(21) Appl. No.: **29/160,584**

(22) Filed: **May 15, 2002**

DESCRIPTION

(51) **LOC (7) Cl.** **14-02**

FIG. 1 is a top plan view of a computer keyboard showing
my new design;

(52) **U.S. Cl.** **D14/393**

FIG. 2 is a right side elevational view thereof;

(58) **Field of Search** D14/391-394,
D14/396-398; D18/1, 2, 7; 178/17 A, 17 C;
200/5 A, 5 R, 6 A, 6 R; 235/145 A, 145 R;
341/22, 23; 345/160, 167, 168; 400/486,
488, 489, 492; 361/680

FIG. 3 is a left side elevational view thereof;

FIG. 4 is a rear elevational view thereof;

FIG. 5 is a front elevational view thereof; and,

FIG. 6 is a top perspective view thereof.

The bottom of the computer keyboard is flat and unorna-
mented.

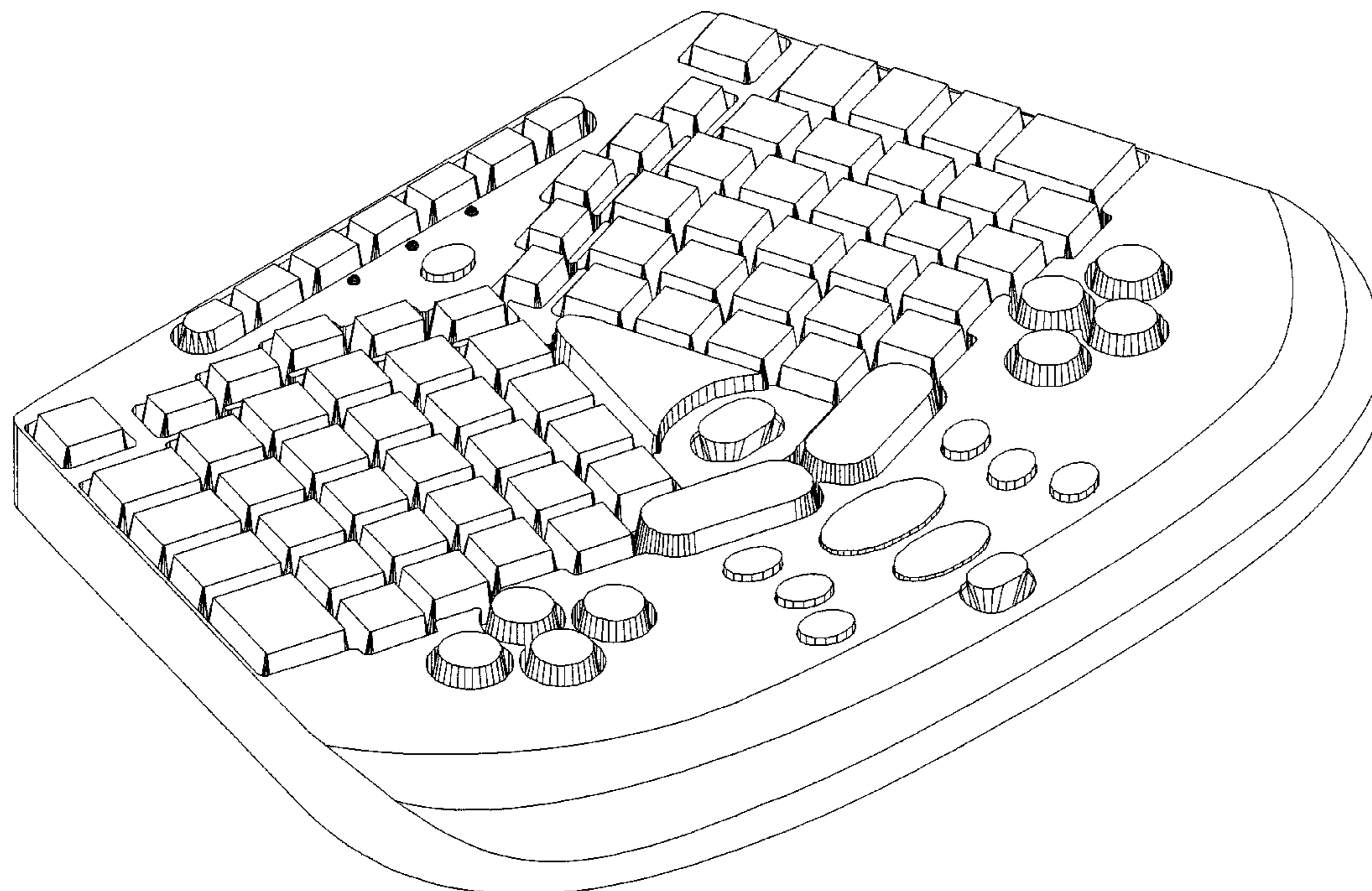
(56) **References Cited**

U.S. PATENT DOCUMENTS

The claimed computer keyboard is used to send key codes
and commands to diverse electronic devices such as com-
puters.

- D323,817 S * 2/1992 Buchin D14/393
- D340,445 S * 10/1993 Marquardt et al. D14/393
- D341,134 S * 11/1993 Marquardt et al. D14/393

1 Claim, 4 Drawing Sheets



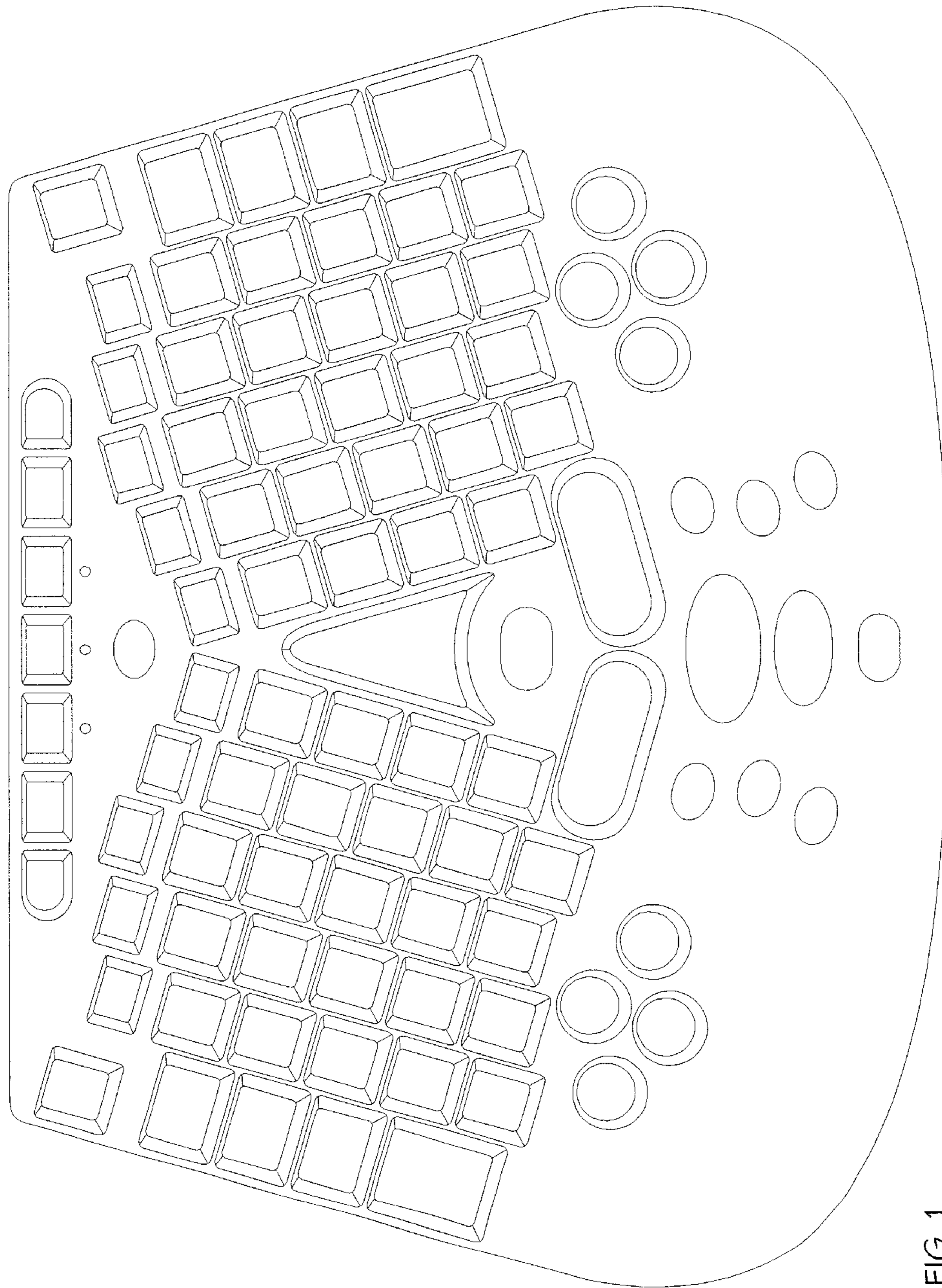


FIG. 1

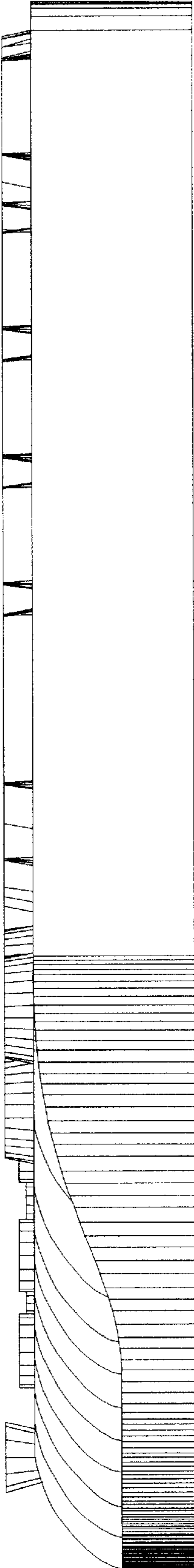


FIG. 2

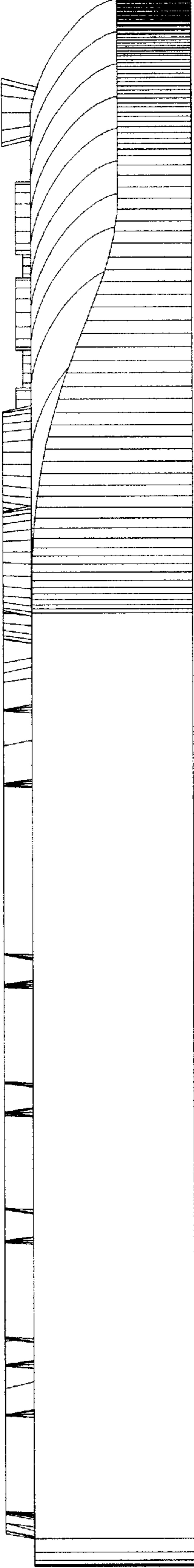


FIG. 3




FIG. 4

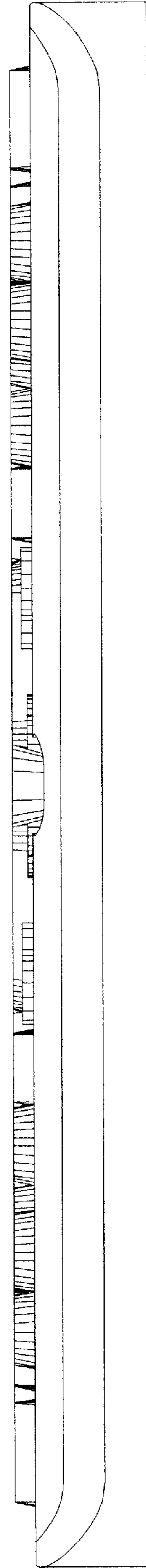


FIG. 5

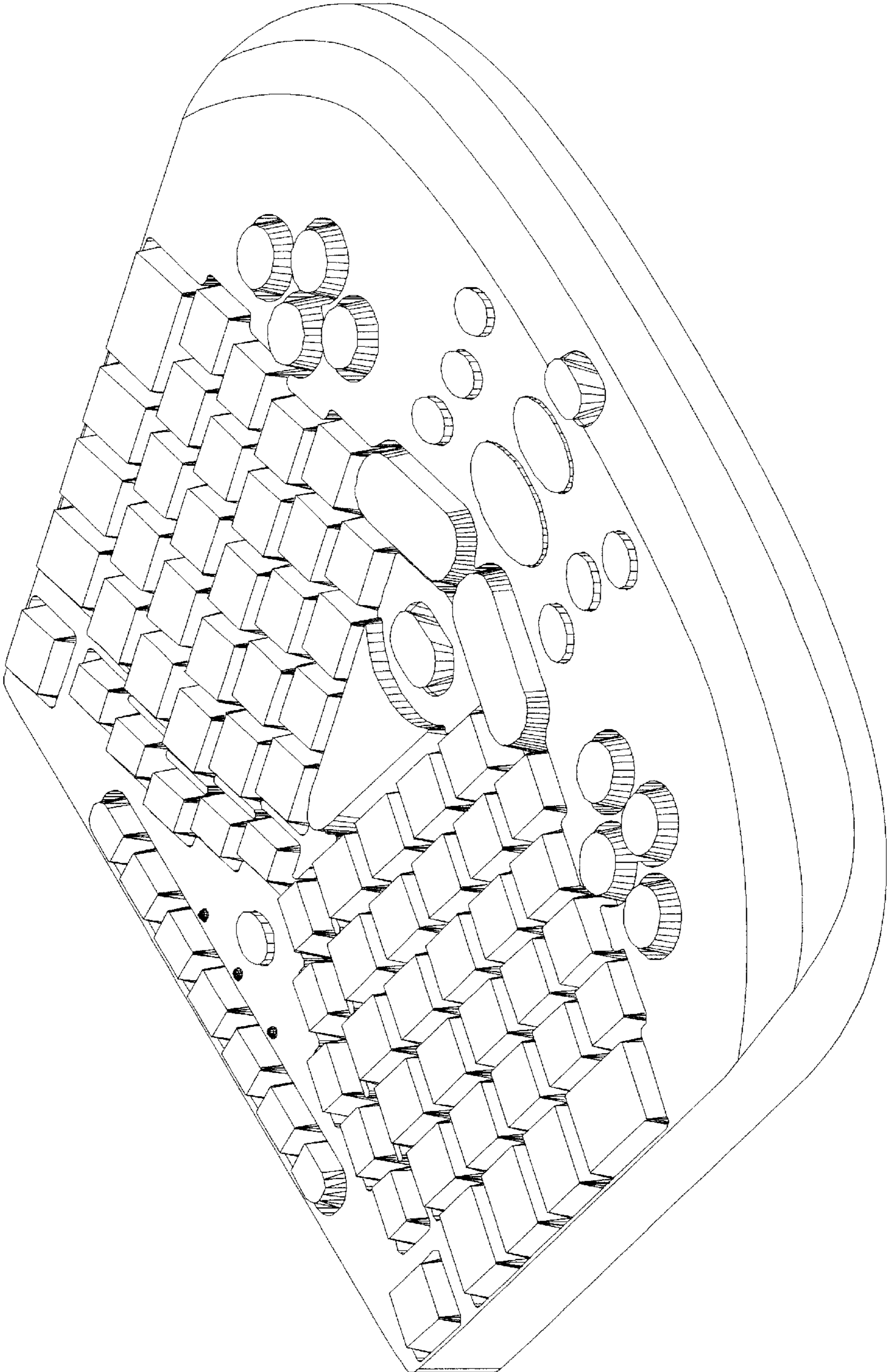


FIG. 6