



US00D492303S1

(12) **United States Design Patent**
Schlieffers et al.

(10) **Patent No.: US D492,303 S**
(45) **Date of Patent: ** Jun. 29, 2004**

(54) **SHOPPING CART TABLET**

(75) Inventors: **Jorg Schlieffers**, Setauket, NY (US);
Alistair Hamilton, Stony Brook, NY
(US); **Eric M. Johnson**, Stony Brook,
NY (US); **Curt Croley**, Stony Brook,
NY (US)

(73) Assignee: **Symbol Technologies, Inc.**, Holtsville,
NY (US)

(**) Term: **14 Years**

(21) Appl. No.: **29/172,130**

(22) Filed: **Dec. 5, 2002**

(51) **LOC (7) Cl. 14-02**

(52) **U.S. Cl. D14/341**

(58) **Field of Search** D14/341-346,
D14/371; D19/26, 59, 60; 345/104, 156,
168, 173; 349/12; 340/5.9, 5.91, 988; 705/1,
14

(56) **References Cited**

U.S. PATENT DOCUMENTS

| | | | |
|---------------|---------|-----------------------|------------|
| 4,882,724 A | 11/1989 | Vela et al. | 364/401 |
| 4,973,952 A | 11/1990 | Malec et al. | 340/825.35 |
| 5,111,196 A * | 5/1992 | Hunt | 340/5.91 |
| 5,250,789 A * | 10/1993 | Johnsen | 705/14 |
| 5,287,266 A | 2/1994 | Malec et al. | 364/401 |
| 5,295,064 A * | 3/1994 | Malec et al. | 705/1 |
| 5,420,606 A | 5/1995 | Begum et al. | 345/156 |
| 5,426,423 A * | 6/1995 | Raimbault et al. | 340/5.91 |

| | | | |
|---------------|-----------|-------------------|------------|
| D363,511 S | * 10/1995 | Hui | D21/329 |
| 5,630,068 A | 5/1997 | Vela et al. | 395/201 |
| 5,646,616 A * | 7/1997 | Komatsu | 340/988 |
| 5,703,564 A | 12/1997 | Begum et al. | 340/539 |
| 5,821,872 A * | 10/1998 | Brown et al. | 340/5.91 |
| 6,012,244 A | 1/2000 | Begum et al. | 40/661.03 |
| 6,177,880 B1 | 1/2001 | Begum | 340/825.35 |
| 6,323,753 B2 | 11/2001 | Begum | 340/5.91 |

* cited by examiner

Primary Examiner—Freda S. Nunn

(74) *Attorney, Agent, or Firm*—Amin & Turocy, LLP

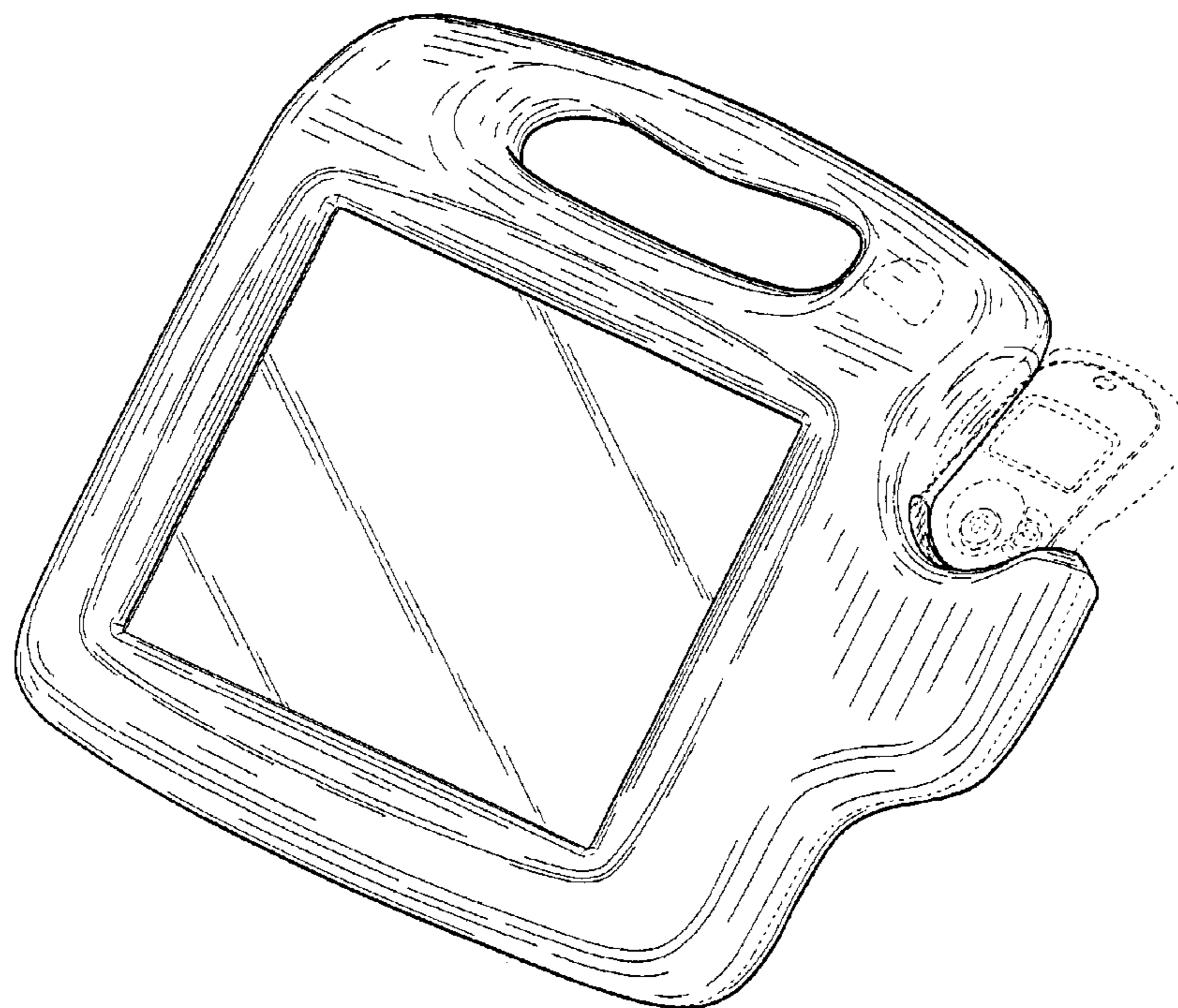
(57) **CLAIM**

The ornamental design of a shopping cart tablet, as shown and described.

DESCRIPTION

FIG. 1 is a perspective view of the shopping cart tablet of the present invention.
FIG. 2 is a front view of the shopping cart tablet of FIG. 1.
FIG. 3 is a back view of the shopping cart tablet of FIG. 1.
FIG. 4 is a right side view of the shopping cart tablet of FIG. 1.
FIG. 5 is a left side view of the shopping cart tablet of FIG. 1.
FIG. 6 is a bottom view of the shopping cart tablet of FIG. 1; and,
FIG. 7 is a top view of the shopping cart tablet of FIG. 1.
The broken lines shown in FIGS. 1-7 are for illustrative purposes only and form no part of the claimed design.

1 Claim, 4 Drawing Sheets



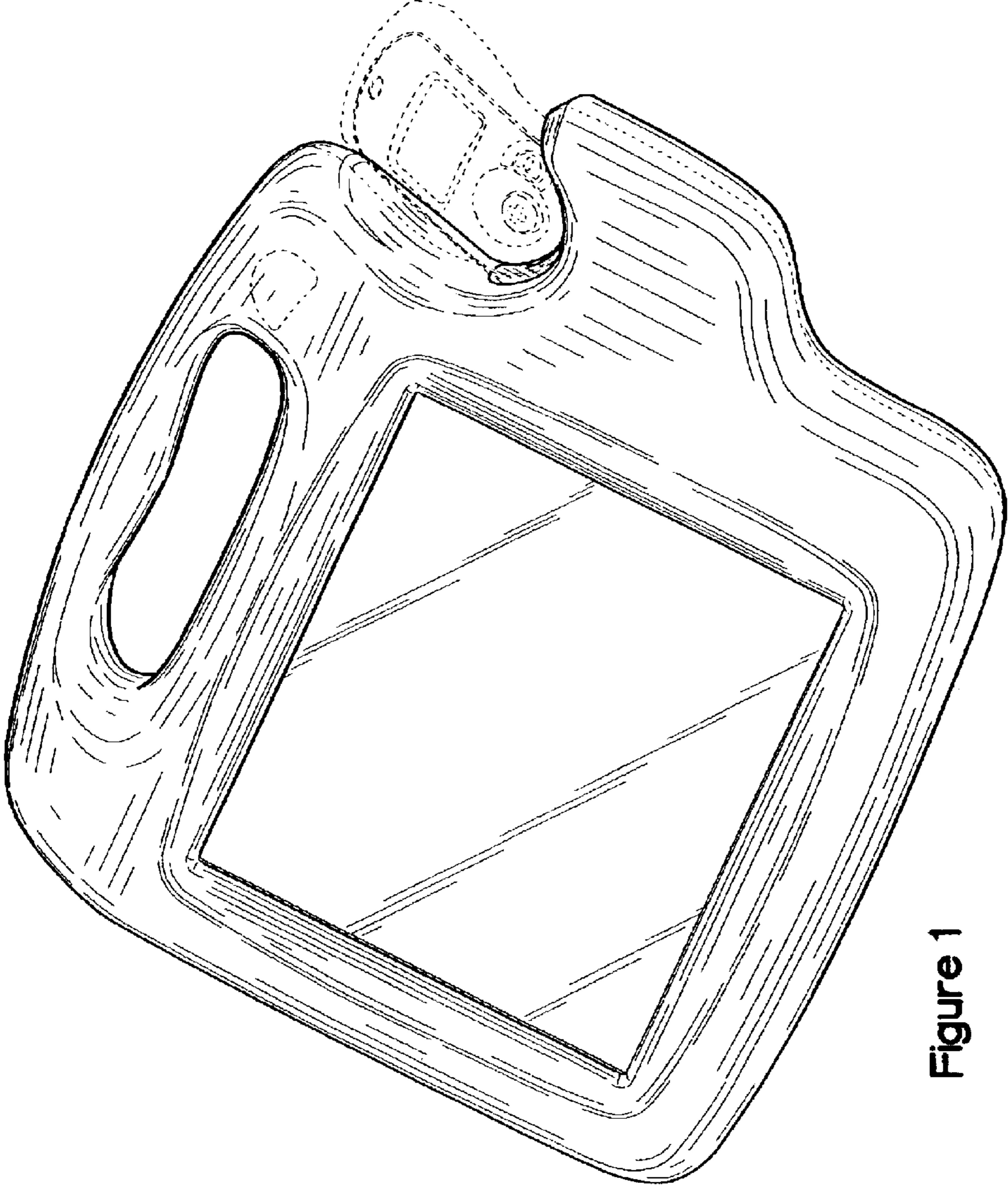


Figure 1

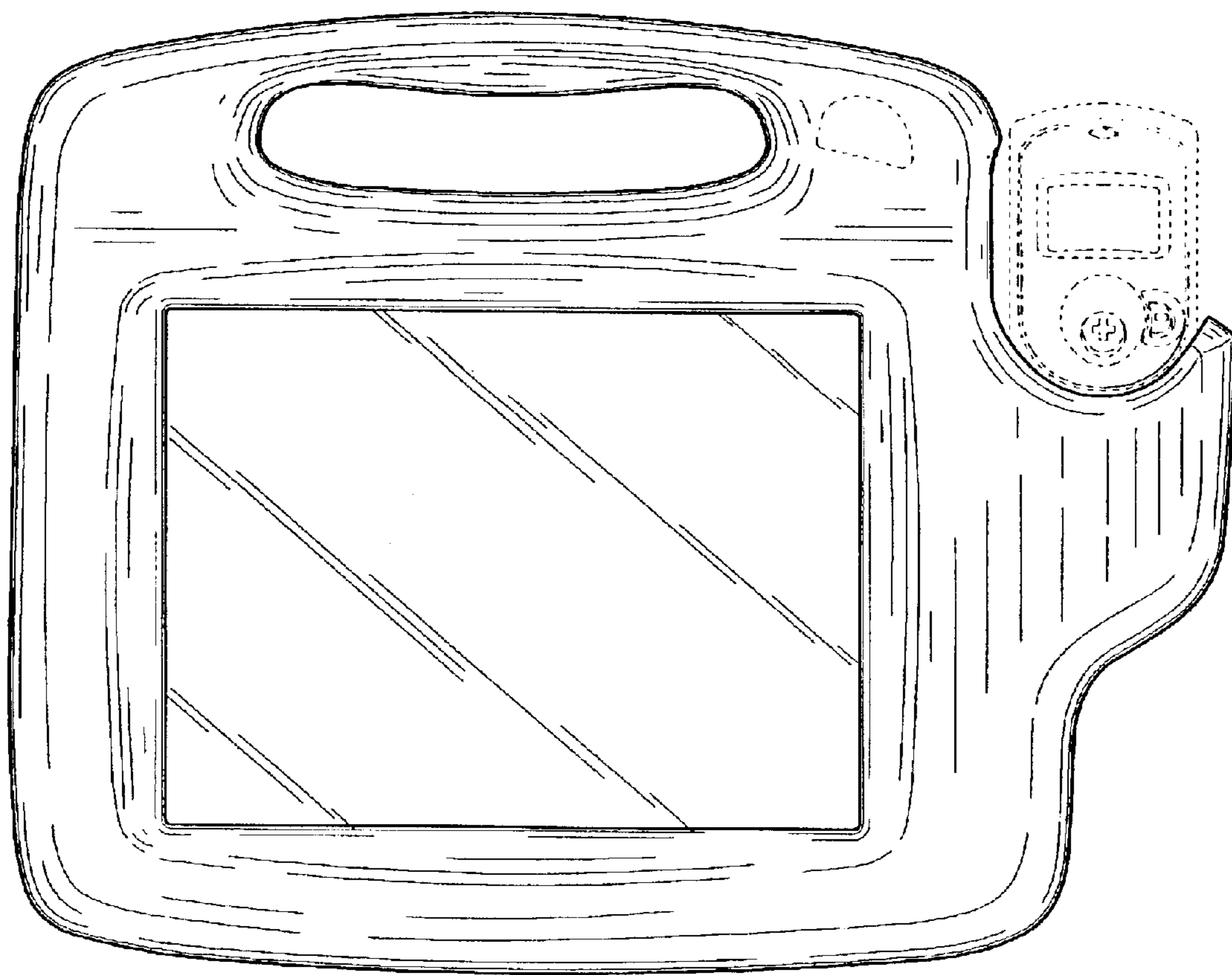


Figure 2

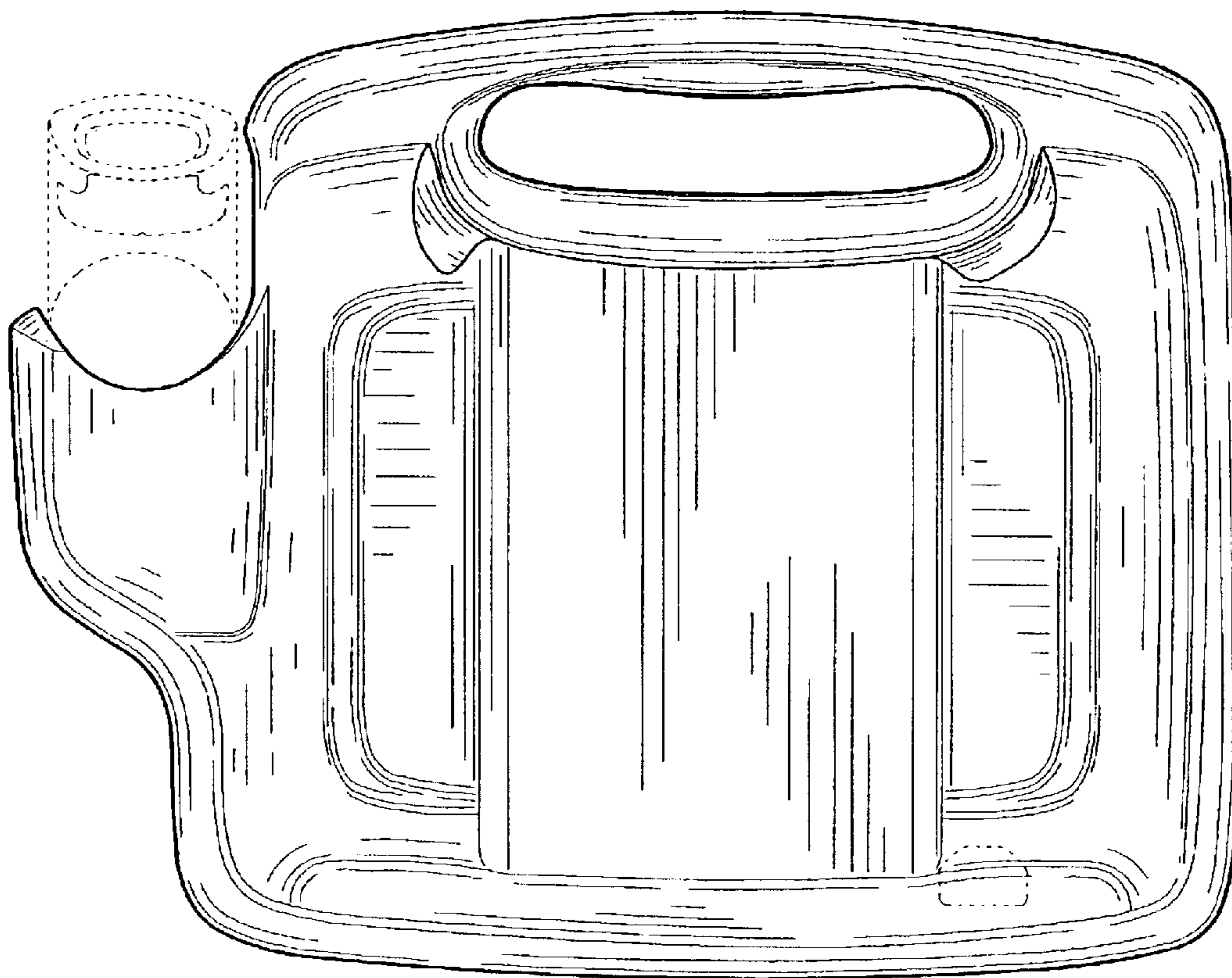


Figure 3

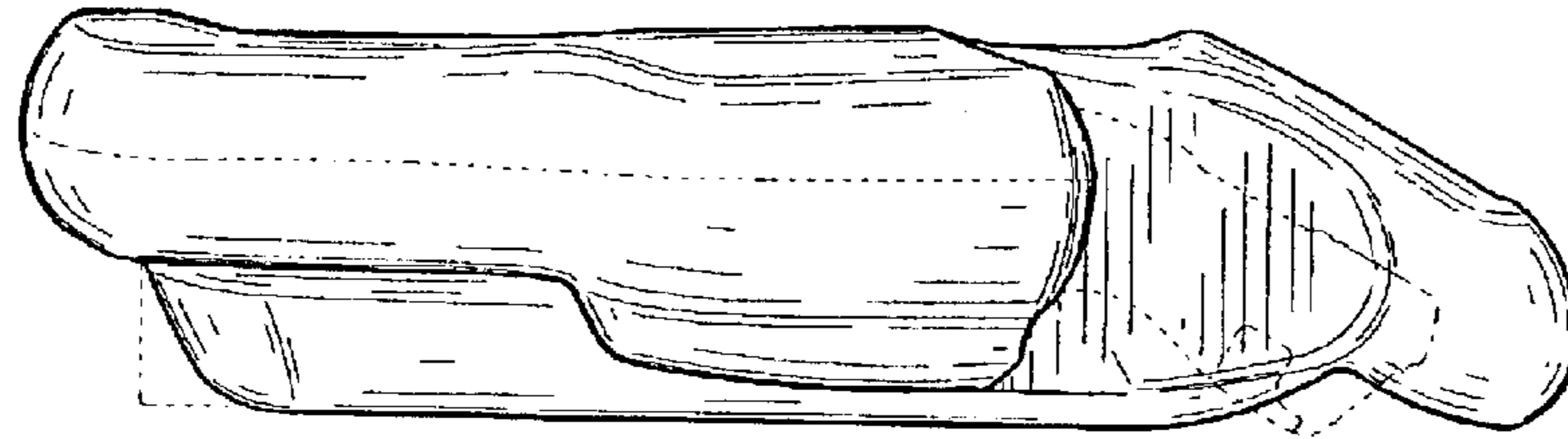


Figure 4

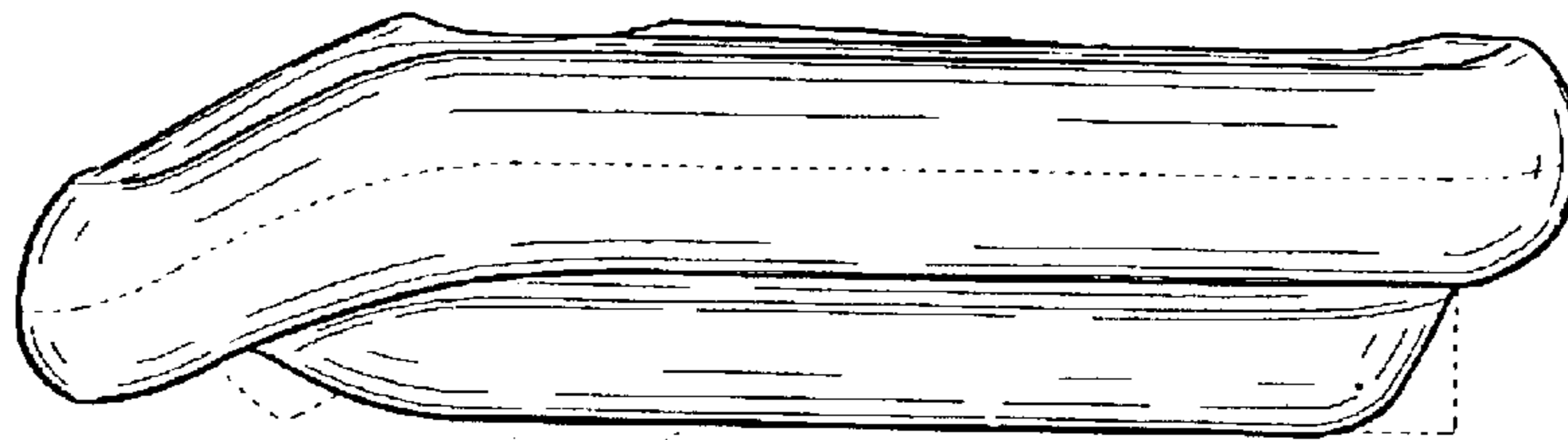


Figure 5

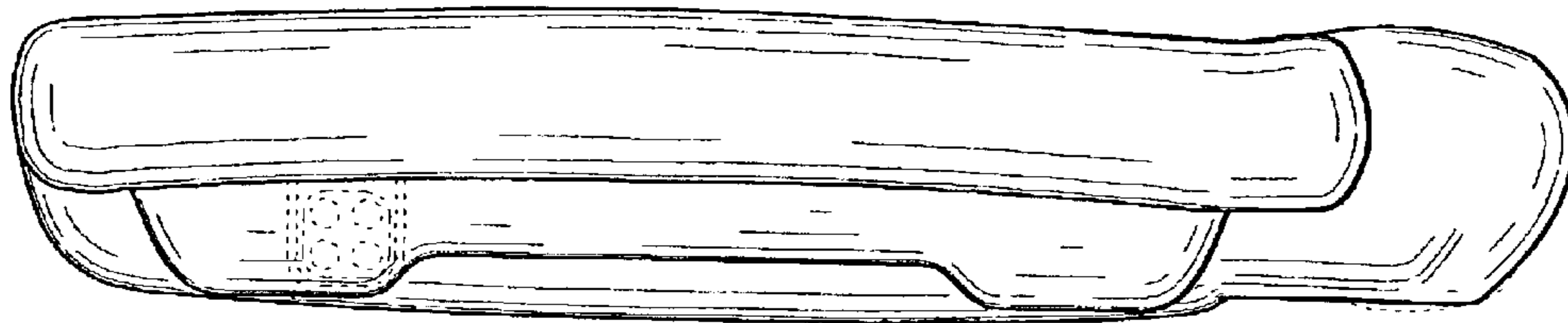


Figure 6

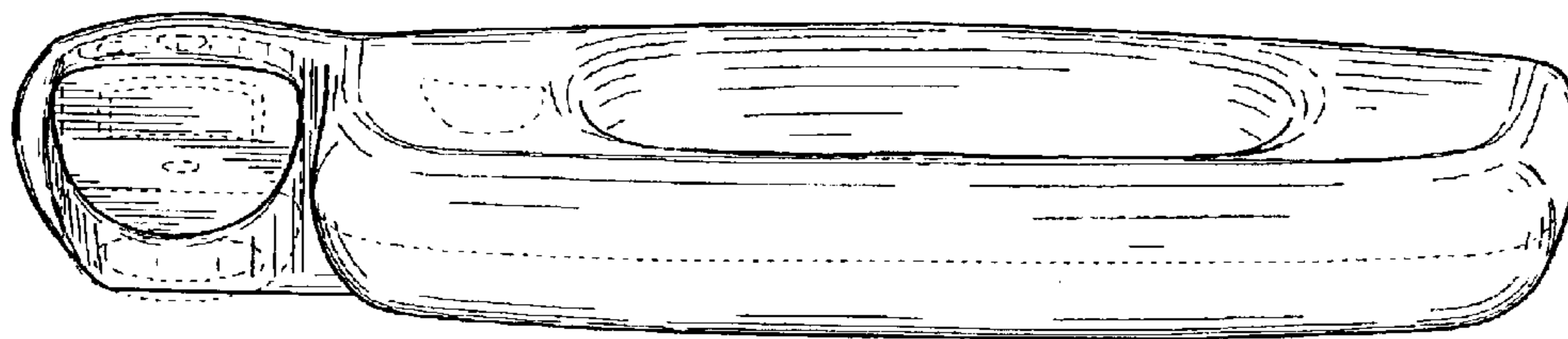


Figure 7