

US00D492298S1

(12) **United States Design Patent** (10) **Patent No.:** **US D492,298 S**  
**Lee et al.** (45) **Date of Patent:** **\*\* Jun. 29, 2004**

(54) **PORTIONS OF A HANDSET**  
(75) Inventors: **Kelley Ann Lee**, Pasadena, CA (US);  
**Anthony Cruz**, Westlake Village, CA (US)  
(73) Assignee: **Nokia Corporation**, Espoo (FI)  
(\*\*) Term: **14 Years**  
(21) Appl. No.: **29/169,906**  
(22) Filed: **Oct. 29, 2002**  
(51) **LOC (7) Cl.** ..... **14-03**  
(52) **U.S. Cl.** ..... **D14/248; D14/247**  
(58) **Field of Search** ..... D14/137, 138,  
D14/218, 147-148, 247-249, 144, 455,  
456, 341-347, 338, 340, 399, 426, 387,  
429, 453; 379/433.01-433.13, 434, 419,  
420.01-420.04, 428.01-428.02, 440, 368-370;  
345/168, 169; 455/550.1-90.3; D21/517,  
331, 329; D13/168; D18/2, 7

D434,741 S \* 12/2000 Park ..... D14/138  
D440,951 S \* 4/2001 Kolinen ..... D14/138  
D440,952 S \* 4/2001 Carvalho ..... D14/138  
D446,196 S \* 8/2001 Chamberlain et al. .... D14/137  
D446,786 S \* 8/2001 Nakahara et al. .... D14/248  
D447,133 S \* 8/2001 Arbisi et al. .... D14/248  
D449,830 S \* 10/2001 Vuolteenaho et al. .... D14/248  
D450,691 S \* 11/2001 Higashi et al. .... D14/248  
D451,503 S \* 12/2001 Langford et al. .... D14/248  
D454,560 S \* 3/2002 Johansson ..... D14/248  
D454,850 S \* 3/2002 Salmi et al. .... D14/138  
D455,412 S \* 4/2002 Vuolteenaho et al. .... D14/138  
D456,392 S \* 4/2002 Salmi et al. .... D14/248  
D456,393 S \* 4/2002 Kim et al. .... D14/248  
D457,879 S \* 5/2002 Vuolteenaho et al. .... D14/248  
D458,912 S \* 6/2002 DeLeon ..... D14/138  
D458,922 S \* 6/2002 Vuolteenaho ..... D14/248  
D461,468 S \* 8/2002 Ruohonen ..... D14/248  
D467,913 S \* 12/2002 Lai et al. .... D14/248  
D472,535 S \* 4/2003 Ludwig ..... D14/138  
D472,548 S \* 4/2003 Arbisi ..... D14/247  
D472,549 S \* 4/2003 Nuovo et al. .... D14/248  
D474,167 S \* 5/2003 Lee et al. .... D14/138  
D477,314 S \* 7/2003 Salmi ..... D14/248

\* cited by examiner

(56) **References Cited**  
**U.S. PATENT DOCUMENTS**

D353,809 S \* 12/1994 Nuovo et al. .... D14/138  
D386,494 S \* 11/1997 Harris et al. .... D14/138  
D388,784 S \* 1/1998 Phillips et al. .... D14/138  
D395,431 S \* 6/1998 Harris et al. .... D14/138  
D400,203 S \* 10/1998 Kolinen ..... D14/138  
D408,031 S \* 4/1999 Salmi ..... D14/138  
D408,400 S \* 4/1999 Dalby et al. .... D14/138  
D409,599 S \* 5/1999 Tattari ..... D14/138  
D412,704 S \* 8/1999 Vuolteenaho et al. .... D14/138  
D415,770 S \* 10/1999 Nuovo ..... D14/248  
D416,563 S \* 11/1999 Kolinen ..... D14/248  
D416,913 S \* 11/1999 Kolinen ..... D14/250  
D419,992 S \* 2/2000 Kolinen ..... D14/138  
D419,994 S \* 2/2000 Curtis et al. .... D14/138  
D420,677 S \* 2/2000 Kolinen ..... D14/247  
D421,022 S \* 2/2000 Curtis ..... D14/248  
D426,829 S \* 6/2000 Curtis ..... D14/248  
D432,529 S \* 10/2000 Kolinen ..... D14/247  
D433,002 S \* 10/2000 Kolinen ..... D14/138

*Primary Examiner*—Jeffrey Asch  
(74) *Attorney, Agent, or Firm*—Banner & Witcoff, Ltd.


(57) **CLAIM**

The ornamental design for portions of a handset, as shown and described.

**DESCRIPTION**

FIG. 1 is a front view of portions of a handset showing our new design;  
FIG. 2 is a perspective view thereof;  
FIG. 3 is a front view of a second embodiment of the portions of a handset shown in FIG. 1; and,  
FIG. 4 is a perspective view thereof.  
The broken line showing of various features in the drawings is for illustrative purposes only and forms no part of the claimed design.

**1 Claim, 2 Drawing Sheets**



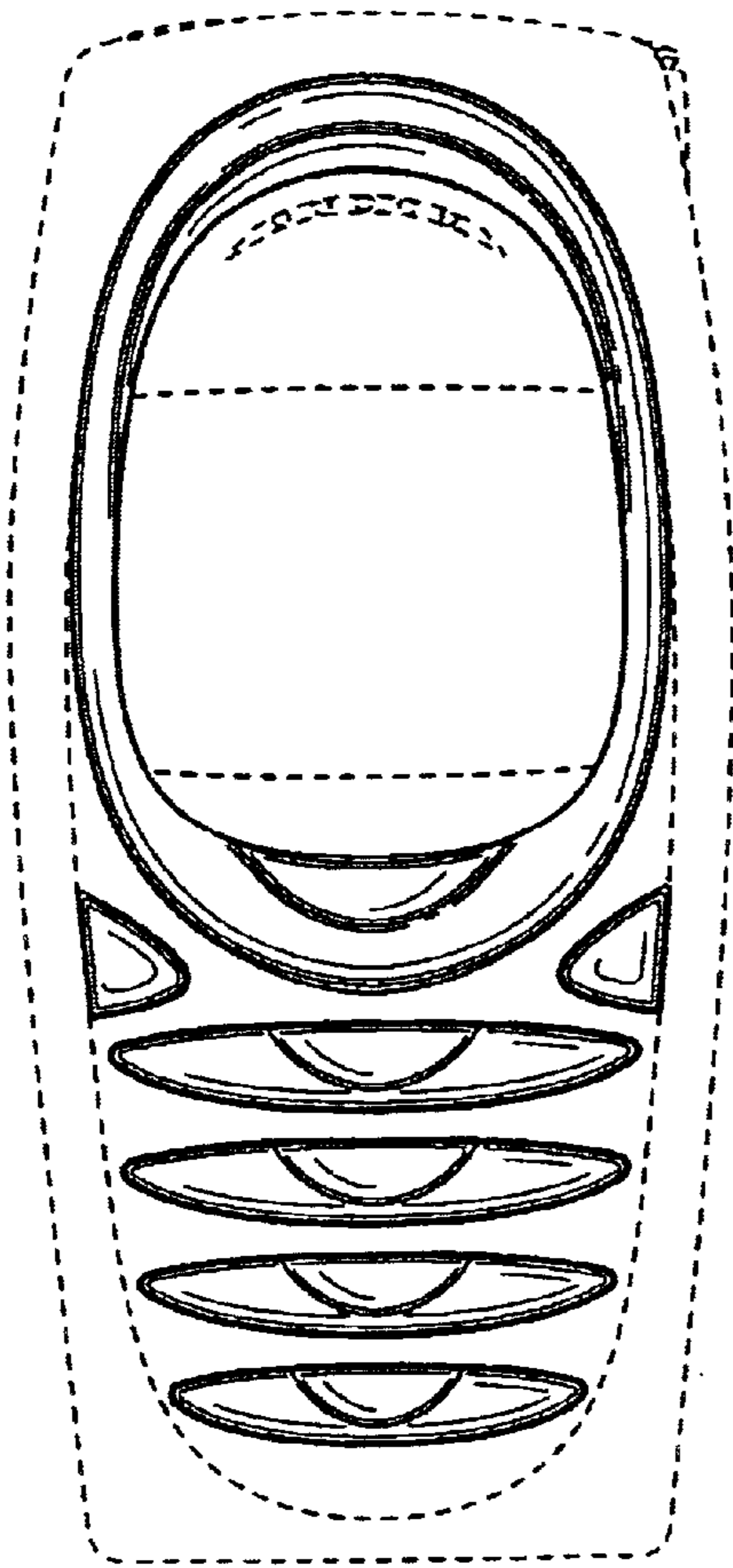
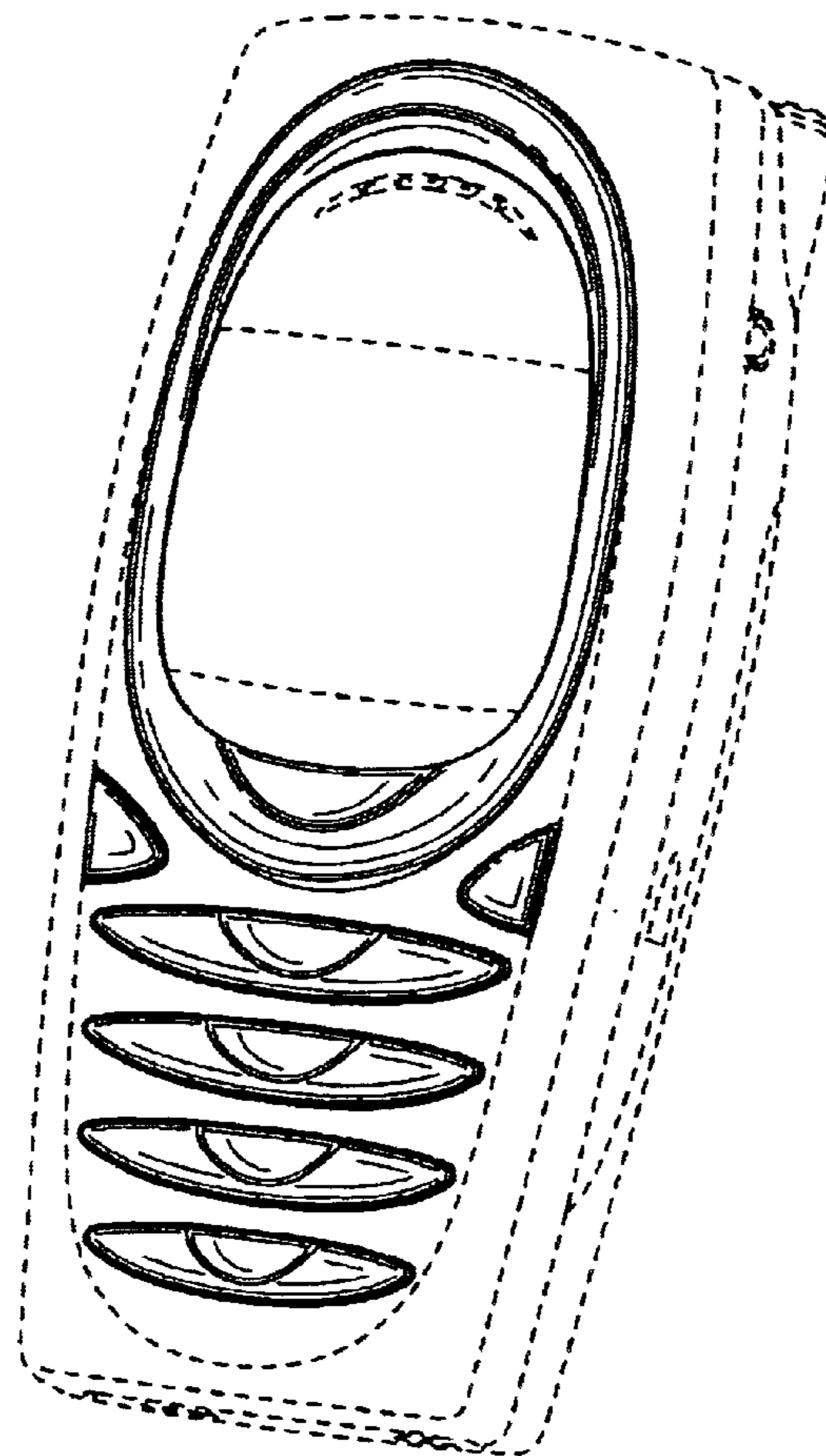


FIG. 1

FIG. 2



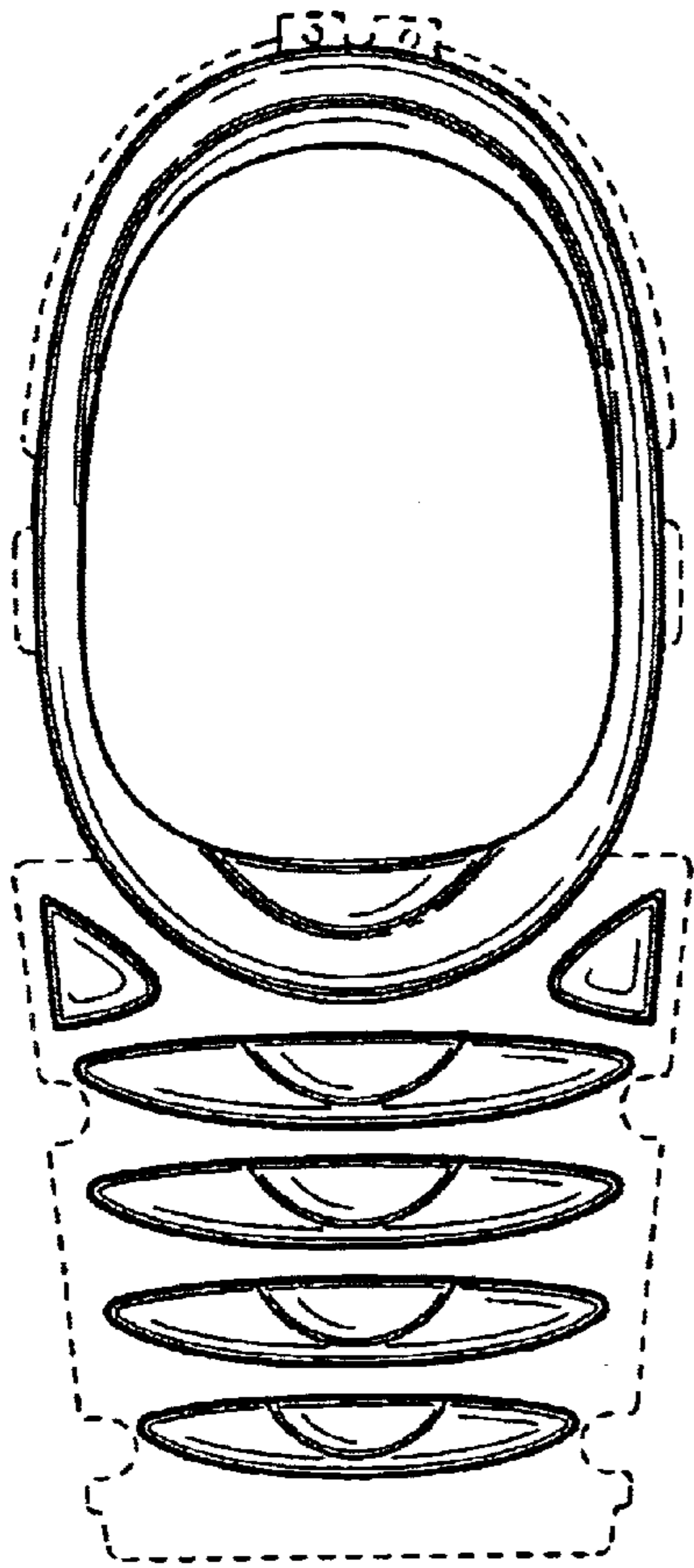


FIG. 3

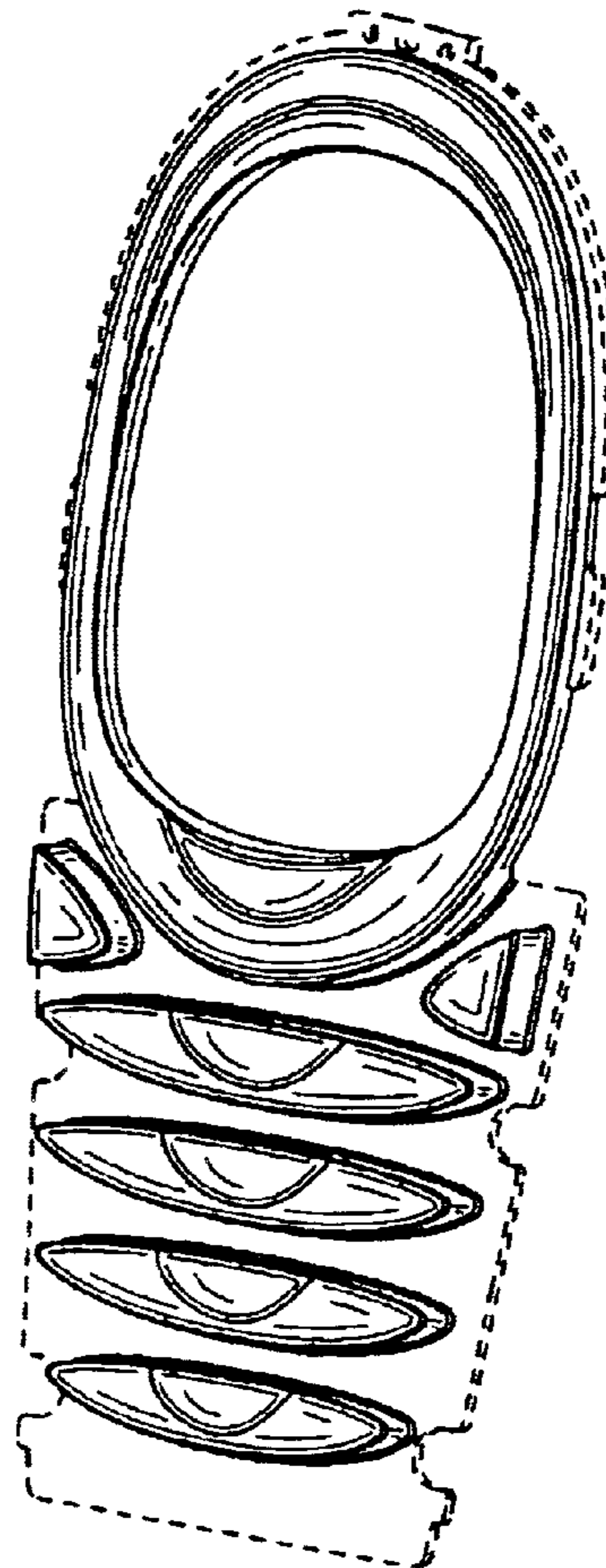


FIG. 4