

US00D492281S1

(12) **United States Design Patent**
Hakoda

(10) **Patent No.:** **US D492,281 S**
(45) **Date of Patent:** **** Jun. 29, 2004**

(54) **SPEAKER BOX**

(75) Inventor: **Katsuhisa Hakoda**, Tokyo (JP)

(73) Assignee: **Sony Corporation**, Tokyo (JP)

(**) Term: **14 Years**

(21) Appl. No.: **29/190,104**

(22) Filed: **Sep. 16, 2003**

(51) **LOC (7) Cl.** **14-01**

(52) **U.S. Cl.** **D14/211; D14/216**

(58) **Field of Search** D14/204, 207,
D14/209-216, 356; 181/143-144, 147-148,
150, 157, 198-199, 151, 153, 300-302,
306, 333, 345, 361-364, 386-388

(56) **References Cited**

U.S. PATENT DOCUMENTS

D392,976 S	*	3/1998	Fenner et al.	D14/214
5,802,190 A	*	9/1998	Ferren	381/182
D432,116 S	*	10/2000	Ichikawa et al.	D14/211
D457,875 S	*	5/2002	Joe	D14/211
D471,891 S		3/2003	Oikawa	
D475,991 S		6/2003	Hisatsune	
D476,309 S		6/2003	Narita	
D478,565 S	*	8/2003	Oikawa	D14/211

FOREIGN PATENT DOCUMENTS

BA D1174519 S 6/2003

OTHER PUBLICATIONS

Web page "Sony DAV-S880" www.yodobashi.com, 1 sheet, Yodobashi Camera.

* cited by examiner

Primary Examiner—Nanda Bondade

(74) *Attorney, Agent, or Firm*—Rader, Fishman & Grauer PLLC

(57) **CLAIM**

The ornamental design for a speaker box, as shown.

DESCRIPTION

FIG. 1 is a perspective view of a speaker box showing my new design;

FIG. 2 is a front elevational view thereof;

FIG. 3 is a rear elevational view thereof;

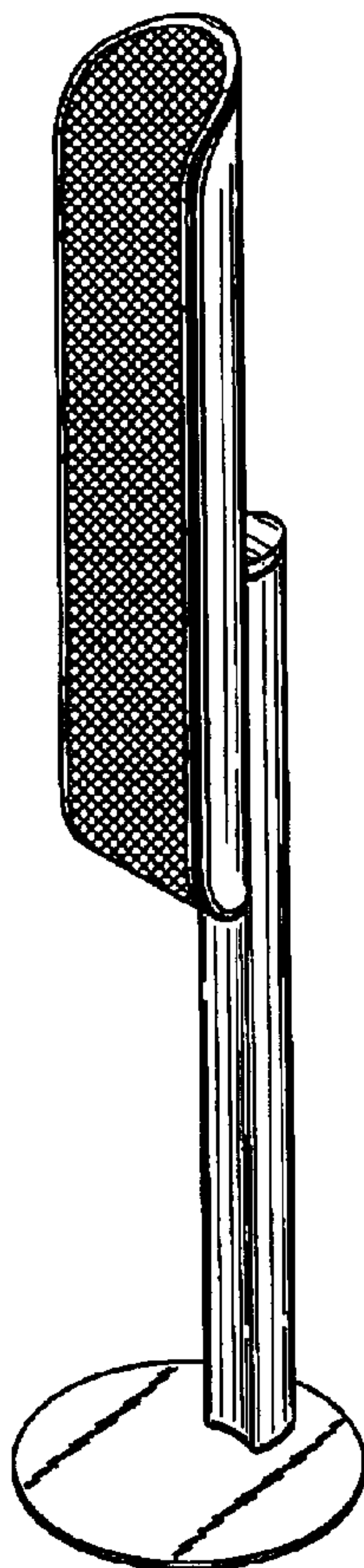
FIG. 4 is a left side elevational view thereof;

FIG. 5 is a right side elevational view thereof;

FIG. 6 is a top plan view thereof; and,

FIG. 7 is a bottom plan view thereof.

1 Claim, 4 Drawing Sheets



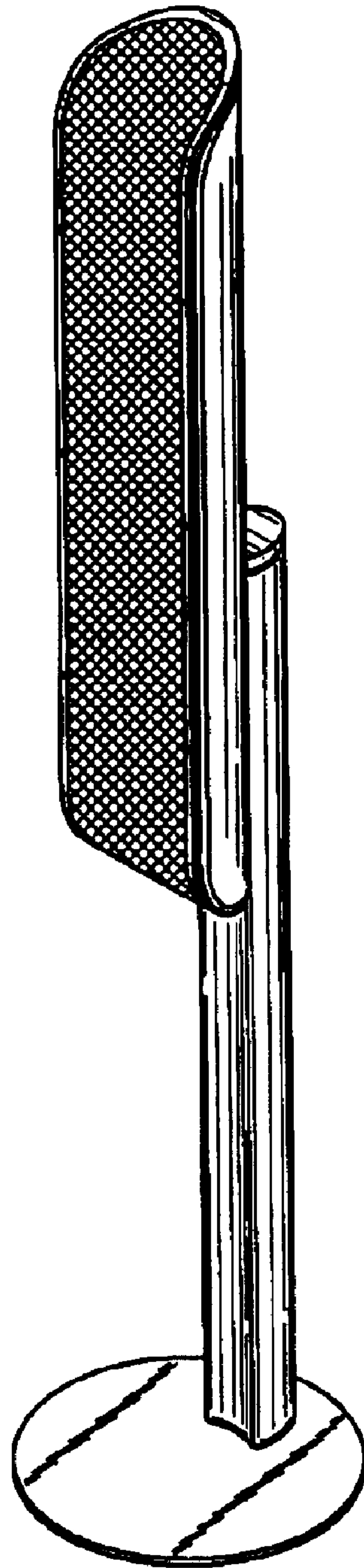


FIG. 1

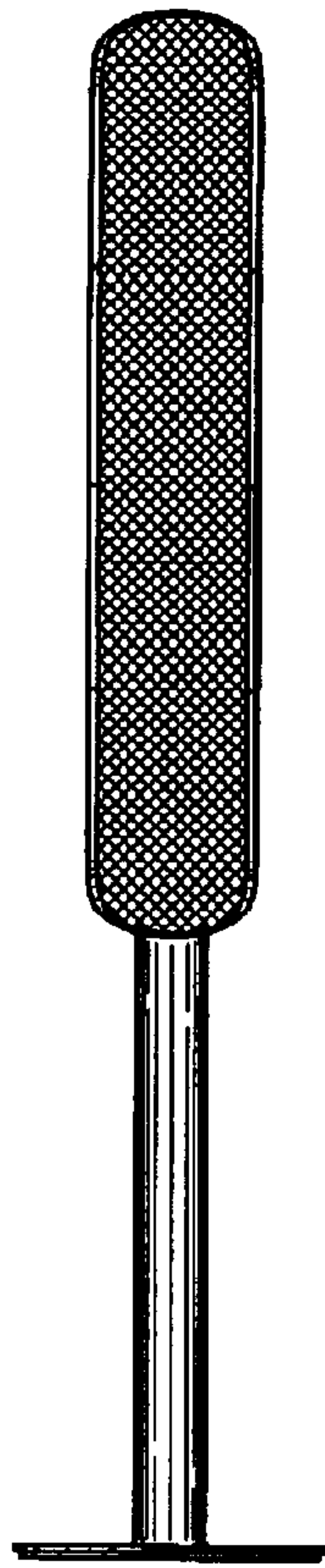


FIG. 2

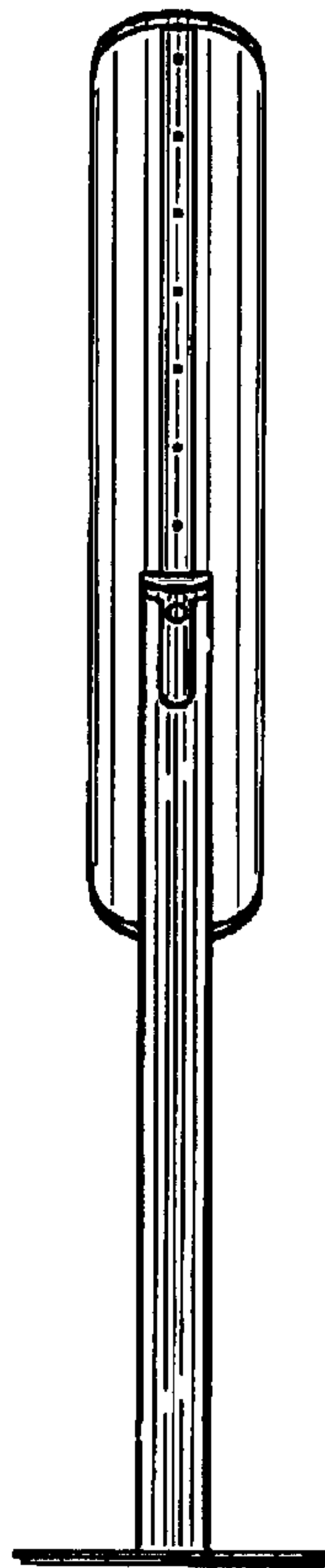


FIG. 3

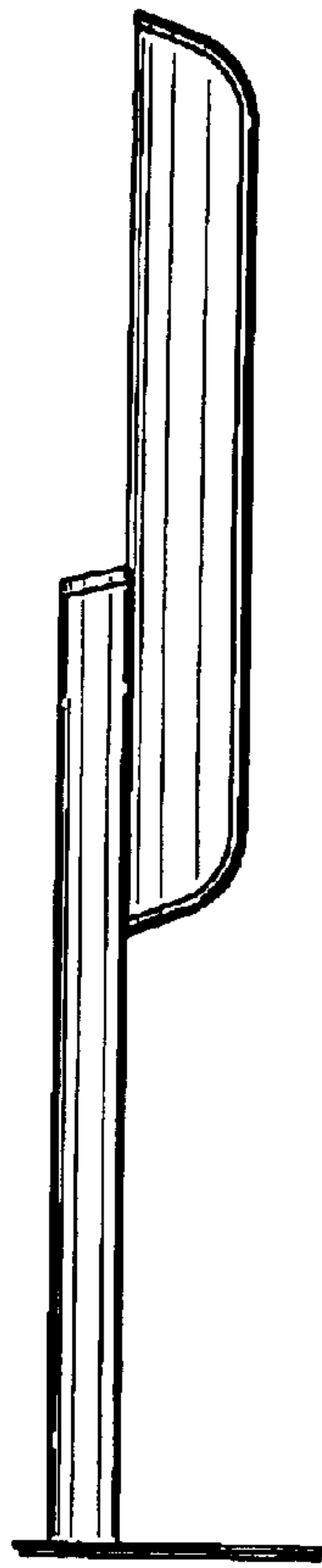


FIG. 4

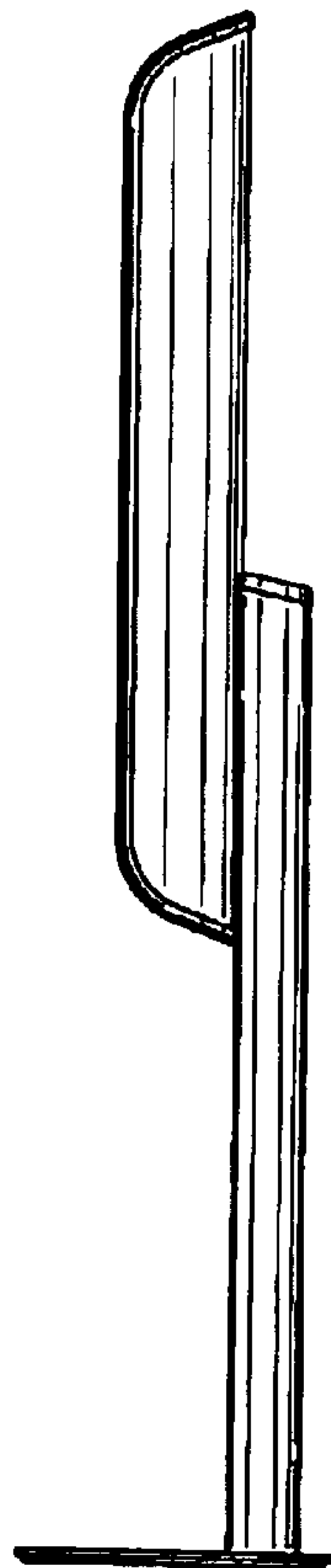


FIG. 5

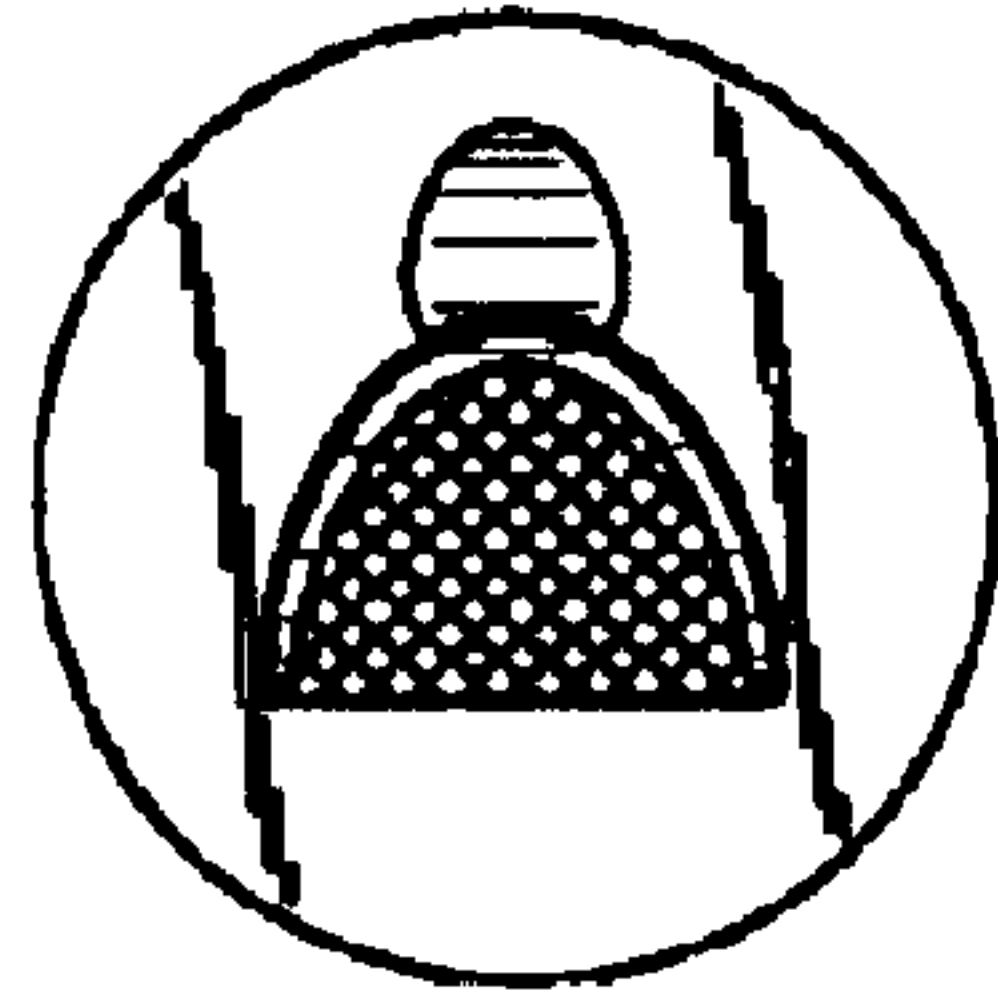


FIG. 6

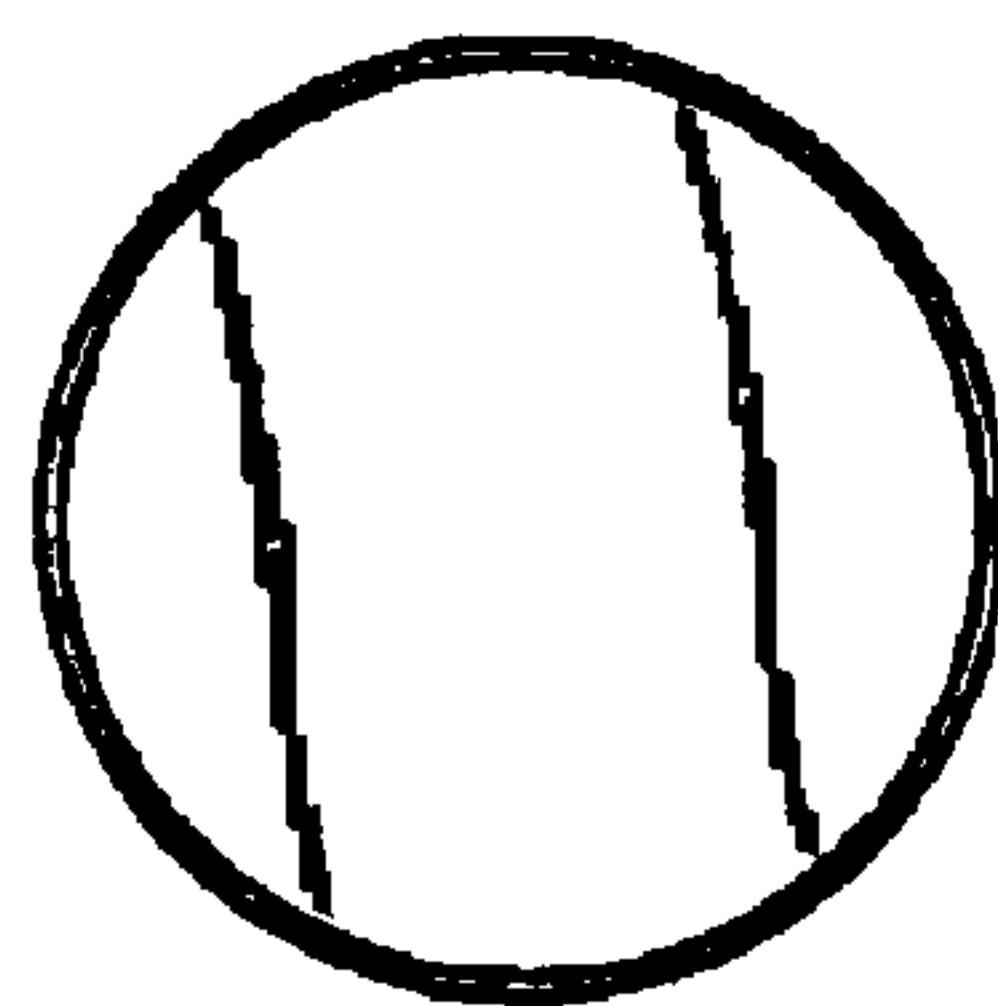


FIG. 7