



US00D492275S1

(12) **United States Design Patent**  
**Lin et al.**

(10) **Patent No.: US D492,275 S**  
(45) **Date of Patent: \*\* Jun. 29, 2004**

(54) **FOLDING MOBILE PHONE**

(75) Inventors: **Ying-Shi Lin**, Taipei (TW); **Yi-Liang Lin**, Taipei (TW); **Hui-Ling Chen**, Taipei (TW); **Yuan-Fan Jen**, Taipei (TW); **Hsi-Sheng Chen**, Taipei (TW)

(73) Assignee: **BENQ Corporation**, Taoyuan (TW)

(\*\*) Term: **14 Years**

(21) Appl. No.: **29/193,837**

(22) Filed: **Nov. 14, 2003**

(51) **LOC (7) Cl.** ..... **14-03**

(52) **U.S. Cl.** ..... **D14/138**

(58) **Field of Search** ..... D14/137, 138,  
D14/218, 147-148, 247-248, 144, 341-347;  
379/433.01-433.13, 419, 434, 428.01-428.04,  
420.01-420.04, 440; 455/550.1-90.3; D21/517;  
D13/168; D18/2, 7; 345/168, 169

(56) **References Cited**

**U.S. PATENT DOCUMENTS**

D445,412 S	*	7/2001	Lee et al.	.....	D14/138
D447,128 S	*	8/2001	Lee et al.	.....	D14/138
D459,326 S	*	6/2002	Nagai et al.	.....	D14/138
D465,487 S	*	11/2002	Nagai et al.	.....	D14/346
D469,070 S	*	1/2003	Lee	.....	D14/138
D475,689 S	*	6/2003	Shimazu et al.	.....	D14/138
D476,303 S	*	6/2003	Lee et al.	.....	D14/138

D484,863 S	*	1/2004	Chan	.....	D14/138
D485,248 S	*	1/2004	Ogawa	.....	D14/138
D485,249 S	*	1/2004	Liao et al.	.....	D14/138
D485,818 S	*	1/2004	Yabe et al.	.....	D14/138
2003/0092401 A1	*	5/2003	Ikeuchi	.....	455/90
2003/0125079 A1	*	7/2003	Park et al.	.....	455/556

\* cited by examiner

*Primary Examiner*—Jeffrey Asch

(74) *Attorney, Agent, or Firm*—Quintero Law Office

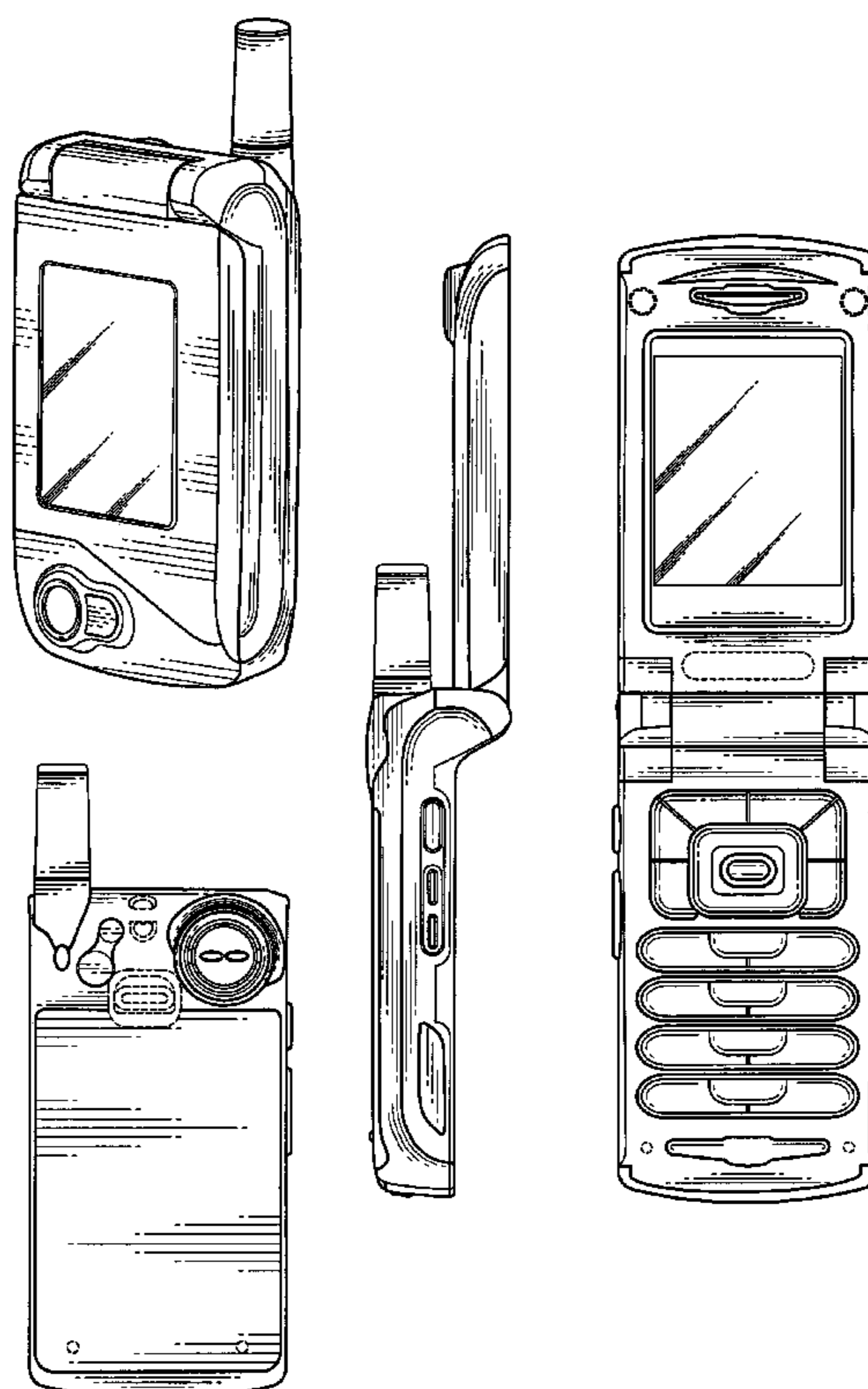
(57) **CLAIM**

The ornamental design for a folding mobile phone, as shown and described.

**DESCRIPTION**

FIG. 1 is a perspective view thereof;  
 FIG. 2 is a front elevational view thereof;  
 FIG. 3 is a rear elevational view thereof;  
 FIG. 4 is a left side elevational view thereof;  
 FIG. 5 is a right side elevational view thereof;  
 FIG. 6 is a top plan view thereof;  
 FIG. 7 is a bottom plan view thereof;  
 FIG. 8 is a rear perspective view thereof;  
 FIG. 9 is a left side elevational view in use state thereof;  
 FIG. 10 is a front elevational view in use state thereof; and,  
 FIG. 11 is a rear elevational view in use state thereof.  
 The broken line showings throughout the views are for illustrative purposes only and form no part of the claimed design.

**1 Claim, 10 Drawing Sheets**






FIG. 1

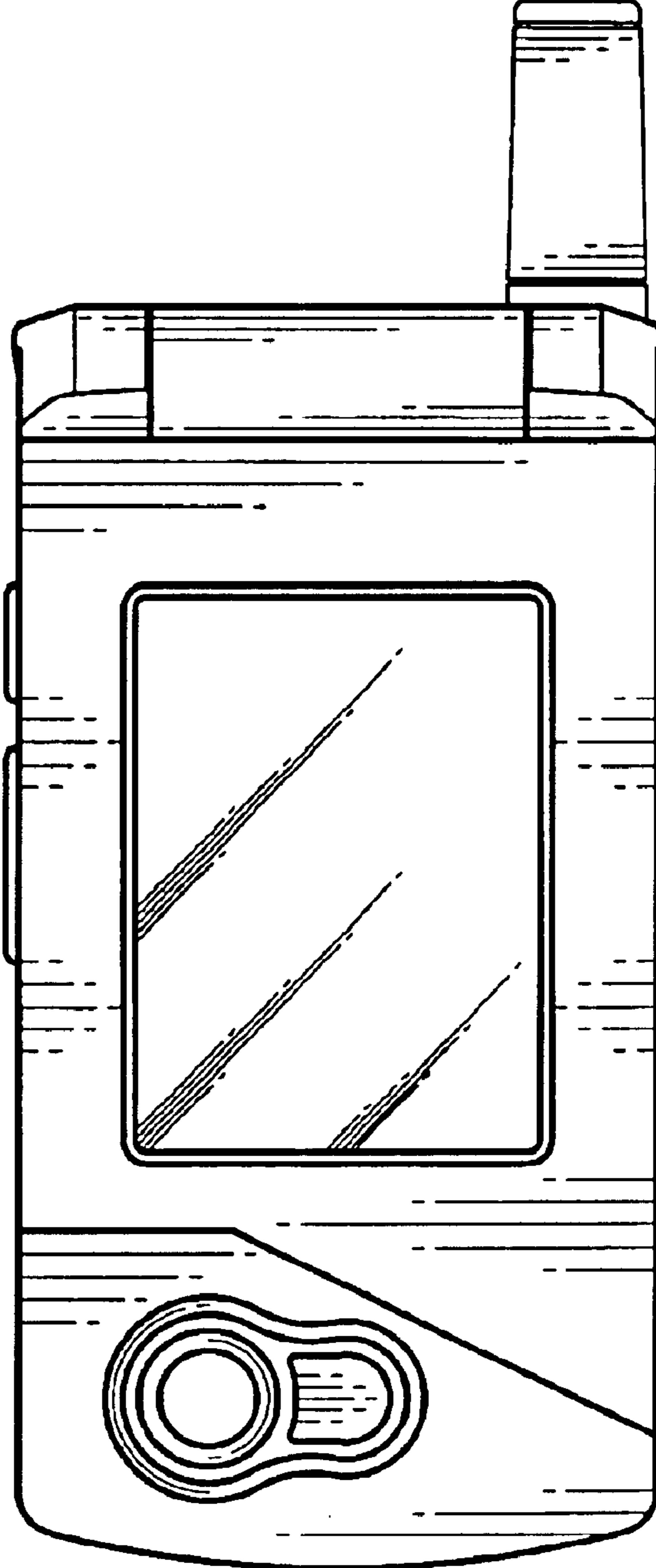


FIG. 2




FIG. 3

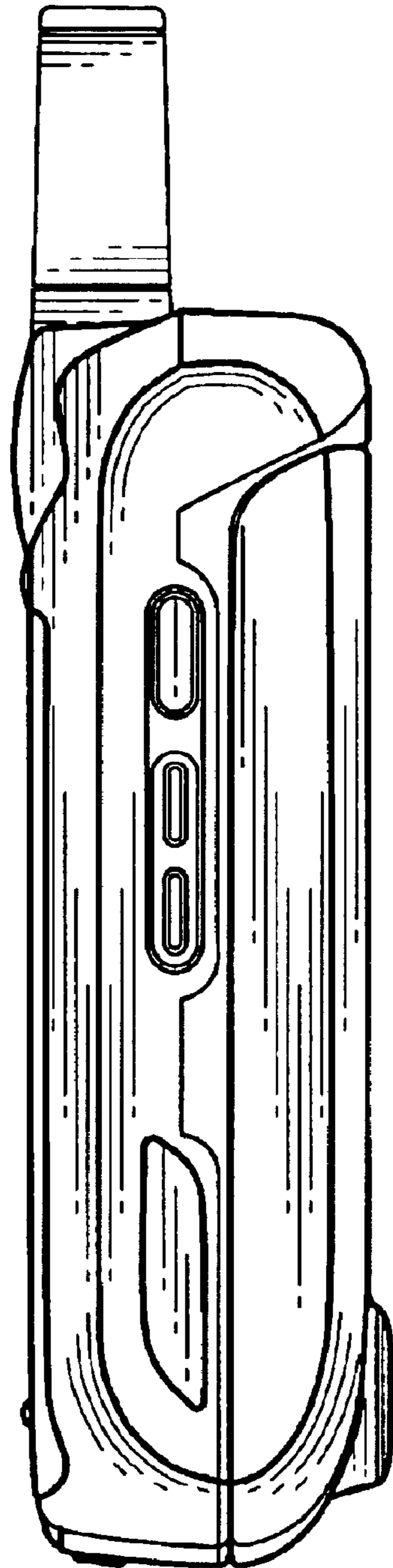


FIG. 4




FIG. 5

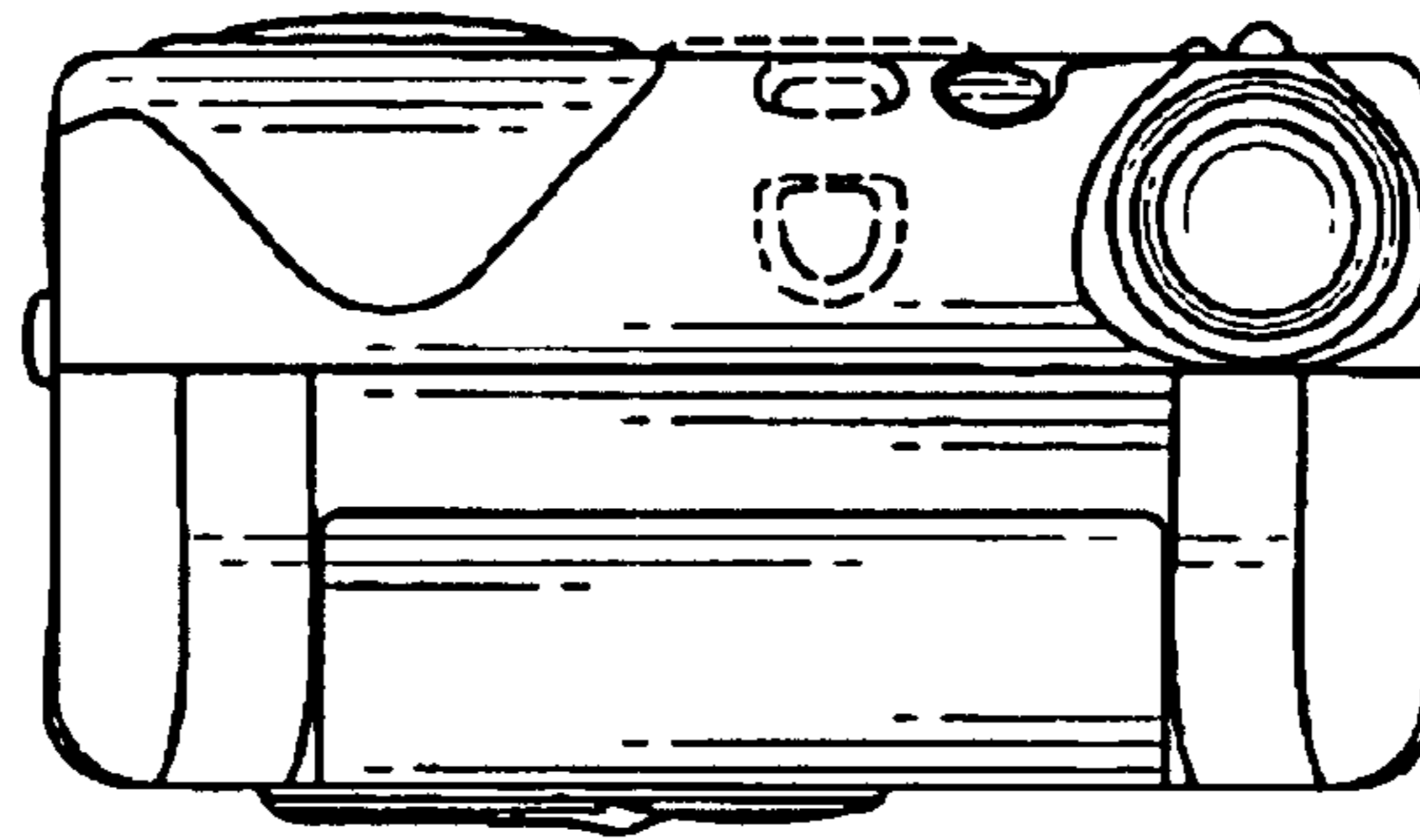


FIG. 6

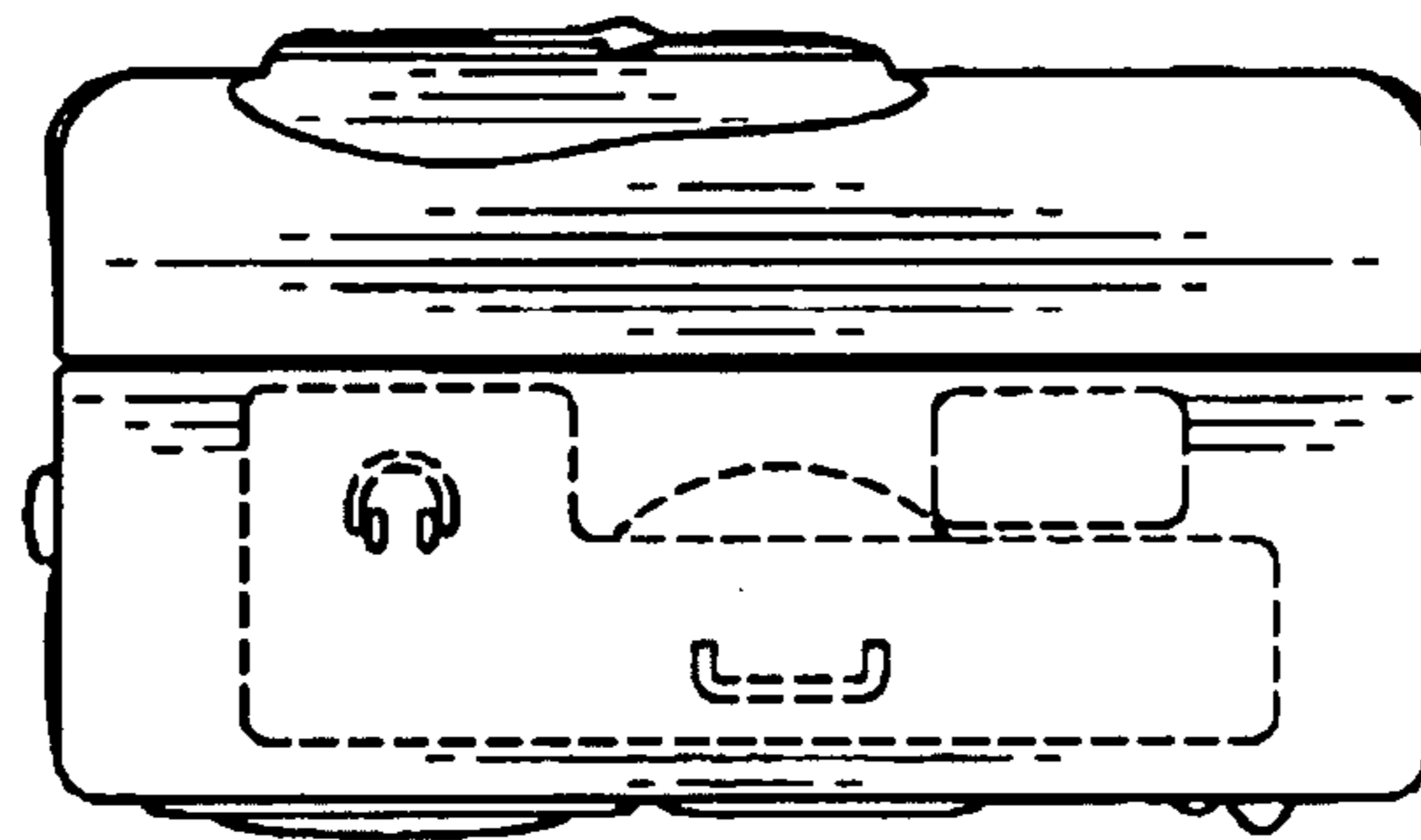


FIG. 7




FIG. 8






FIG. 9

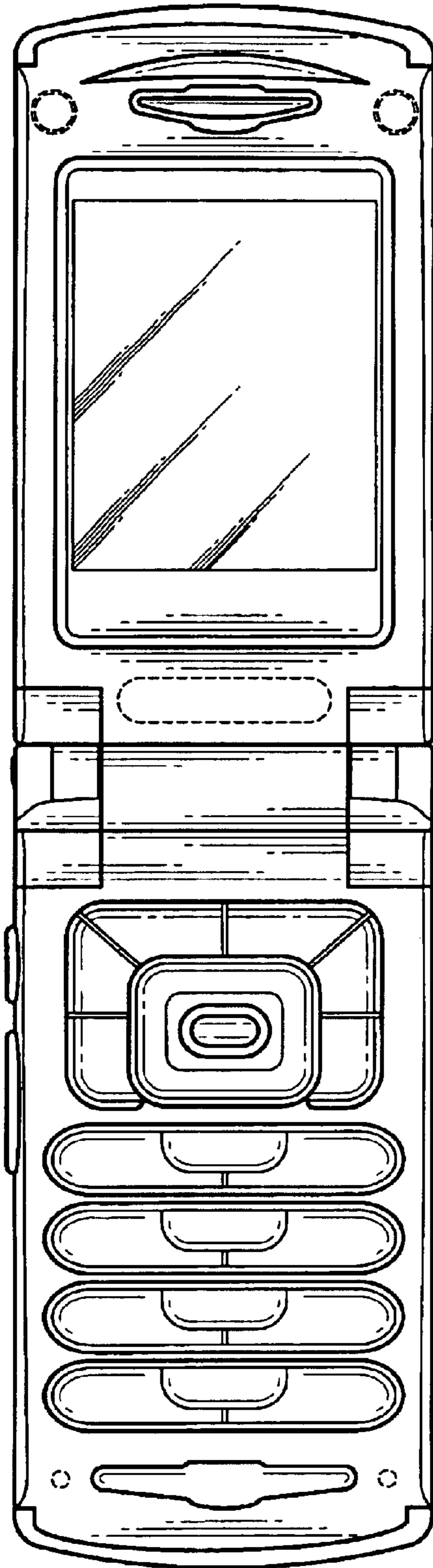


FIG. 10

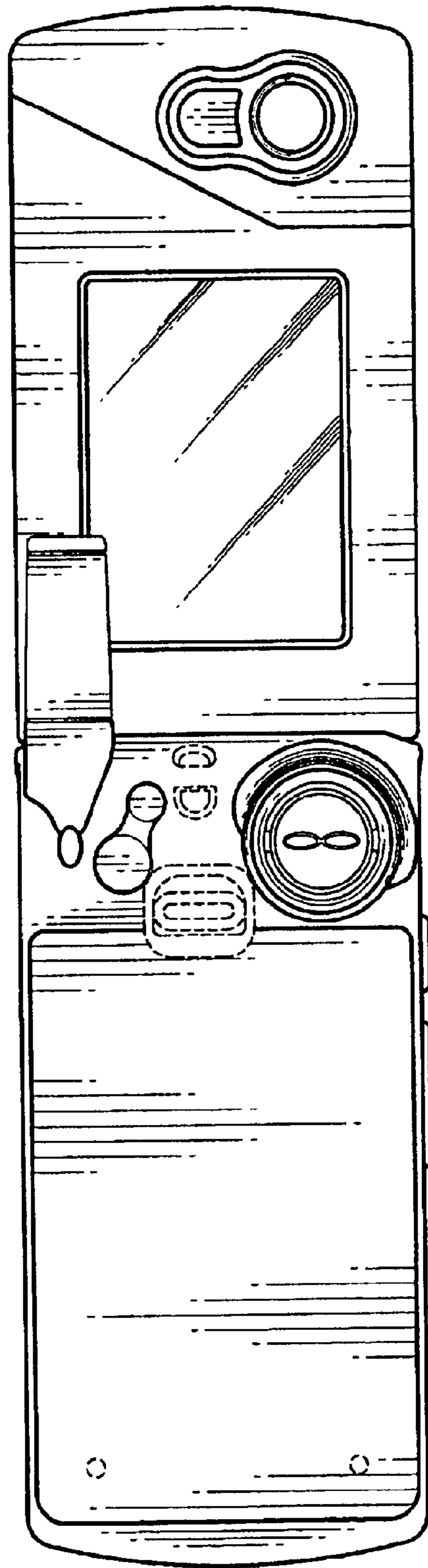


FIG. 11