



US00D492272S1

(12) **United States Design Patent** (10) **Patent No.:** **US D492,272 S**
Hesse et al. (45) **Date of Patent:** **** Jun. 29, 2004**

(54) **VIDEO VISITATION STATION**
 (75) Inventors: **Thomas H. Hesse**, Mesa, AZ (US);
Keith A. Weaver, El Mirage, AZ (US)
 (73) Assignee: **Multimedia Telesys, Inc.**, Tempe, AZ
 (US)
 (**) Term: **14 Years**

D395,129 S * 6/1998 Johnson D14/130
 D424,049 S * 5/2000 Ho et al. D14/146
 D434,412 S * 11/2000 Creech et al. D14/305
 D442,155 S * 5/2001 Pham et al. D14/127

* cited by examiner

Primary Examiner—Raphael Barkai
 (74) *Attorney, Agent, or Firm*—Squire, Sanders &
 Dempsey L.L.P.; William R. Bachand

(21) Appl. No.: **29/183,817**
 (22) Filed: **Jun. 16, 2003**

(57) **CLAIM**

The ornamental design for a video visitation station, as shown and described.

(51) **LOC (7) Cl.** **14-03**
 (52) **U.S. Cl.** **D14/129; D14/130**
 (58) **Field of Search** D14/126–134,
 D14/146–151, 140–142, 240–241, 336,
 371, 373, 375–376; 312/7.2, 198; 379/433–436,
 419–420, 428, 440, 93.17, 916; 348/13–17

DESCRIPTION


FIG. 1 is a perspective view of a video visitation station, showing novel design, the view showing the right side of the video visitation station, the left side identical; FIG. 2 is a front elevation of the video visitation station of FIG. 1; FIG. 3 is a top elevation of the video visitation station of FIG. 1; FIG. 4 is a perspective view of two video visitation station of FIG. 1 connected together, showing novel design; and, FIG. 5 is a top elevation view of FIG. 4.
 The broken lines in the drawing form no part of the claimed design.

(56) **References Cited**

U.S. PATENT DOCUMENTS

2,413,922 A * 1/1947 Jensen et al. 312/7.2
 2,438,256 A * 3/1948 Stein 348/787
 4,113,331 A * 9/1978 Derdzinski et al. 312/198
 D268,583 S * 4/1983 Whaley et al. 14/205
 4,861,121 A * 8/1989 Gotz 312/7.2
 D351,160 S * 10/1994 Massey et al. D14/307
 D380,739 S * 7/1997 Senturia et al. D14/900

1 Claim, 5 Drawing Sheets






FIG. 1

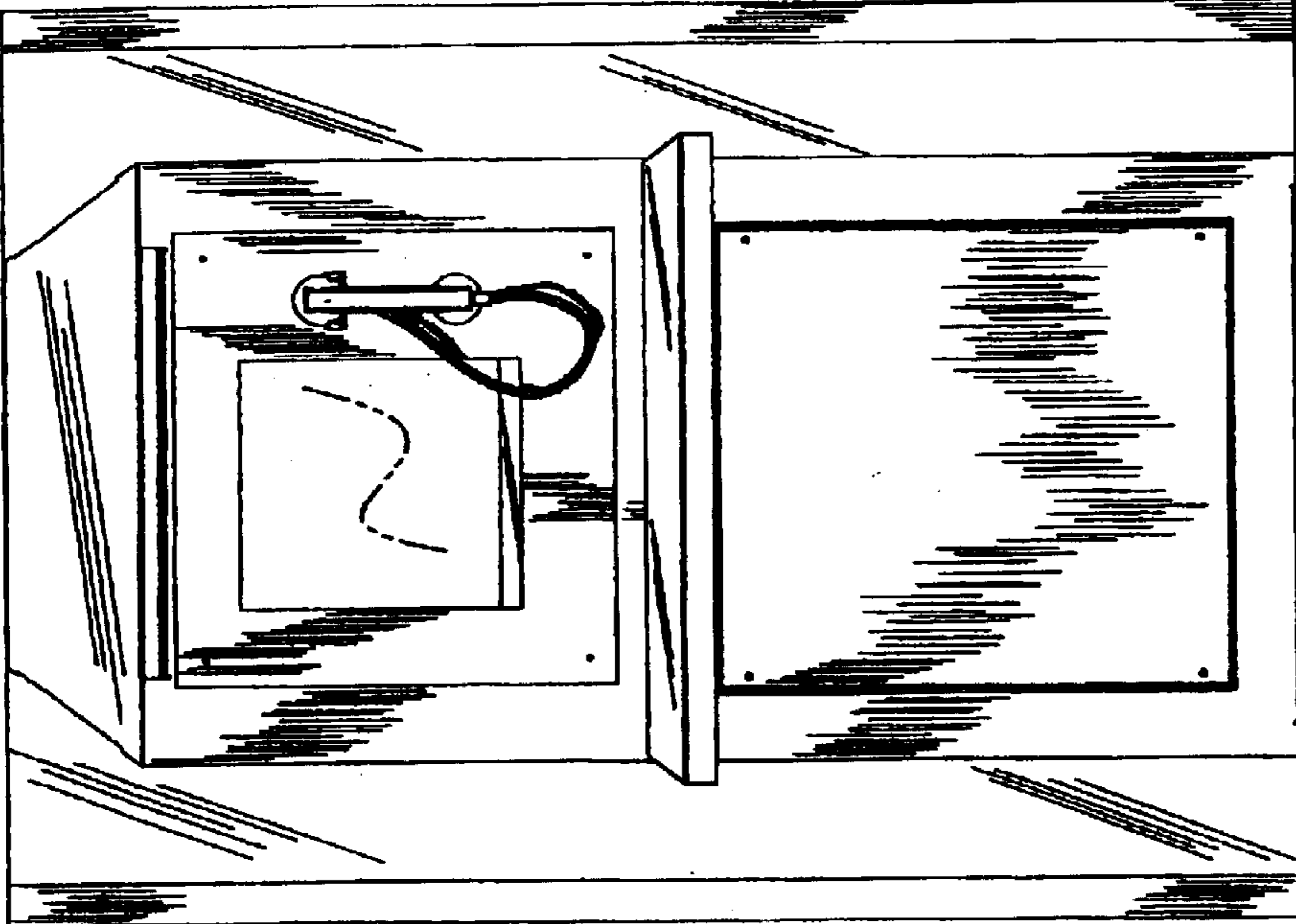


FIG. 2

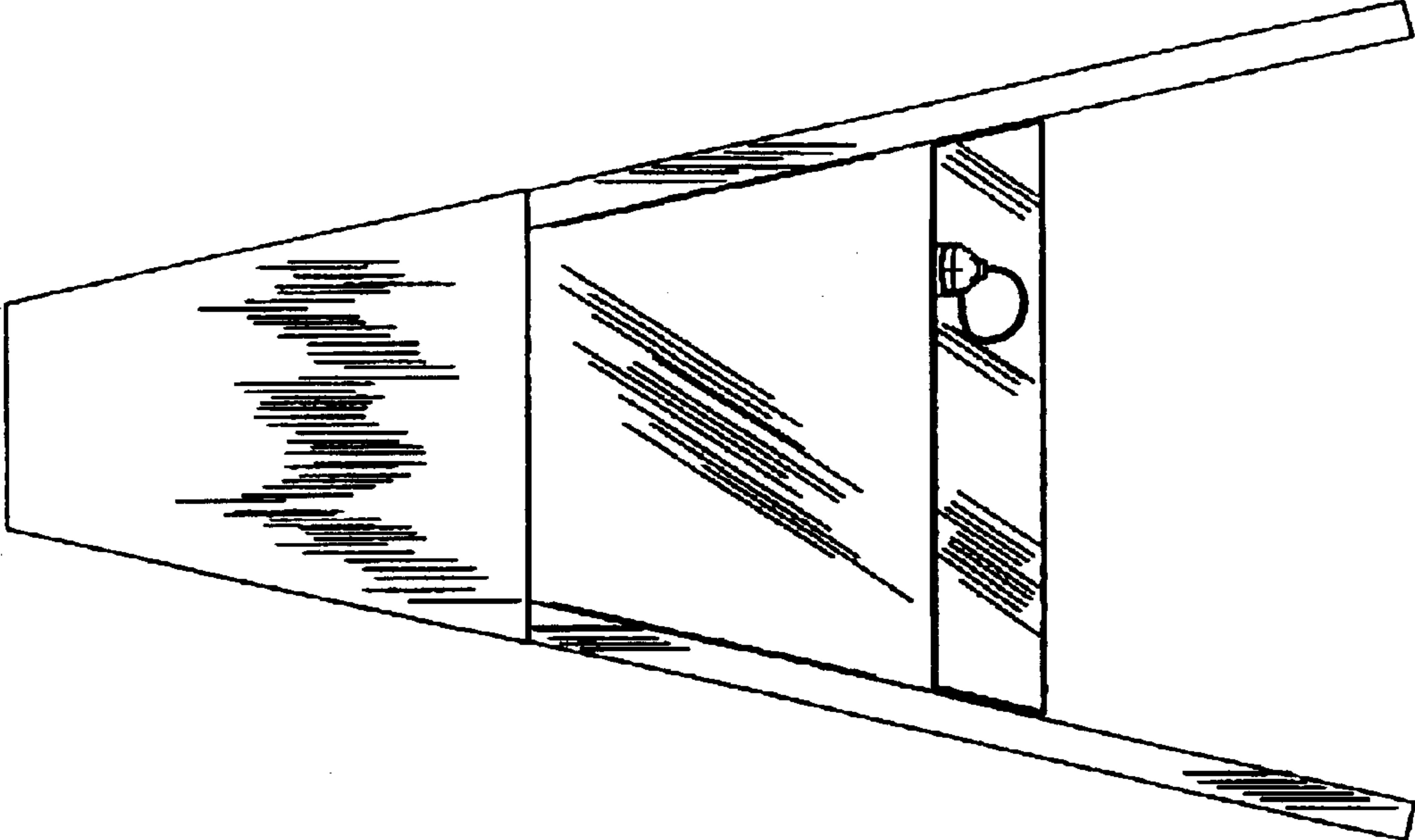


FIG. 3

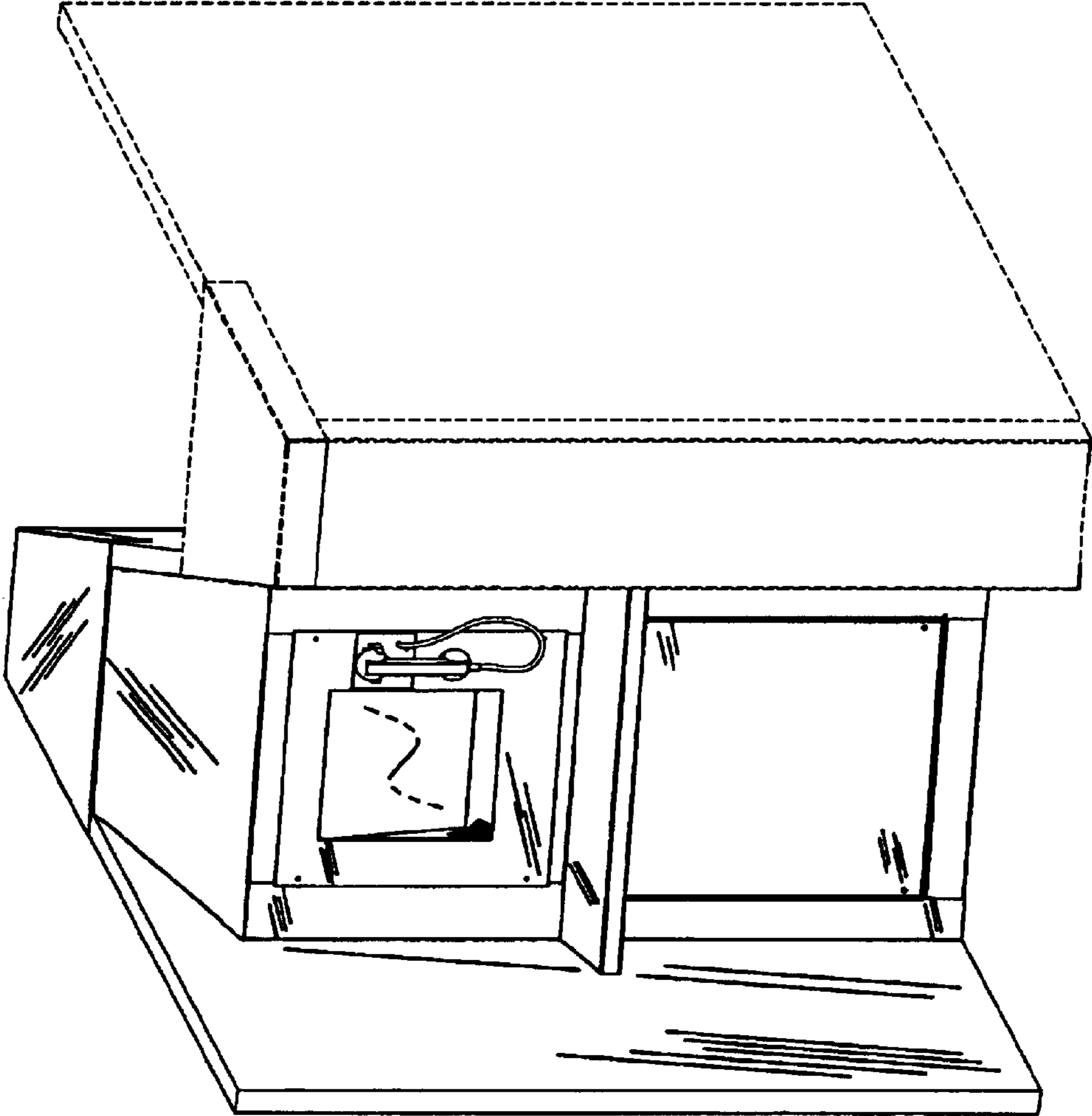


FIG. 4

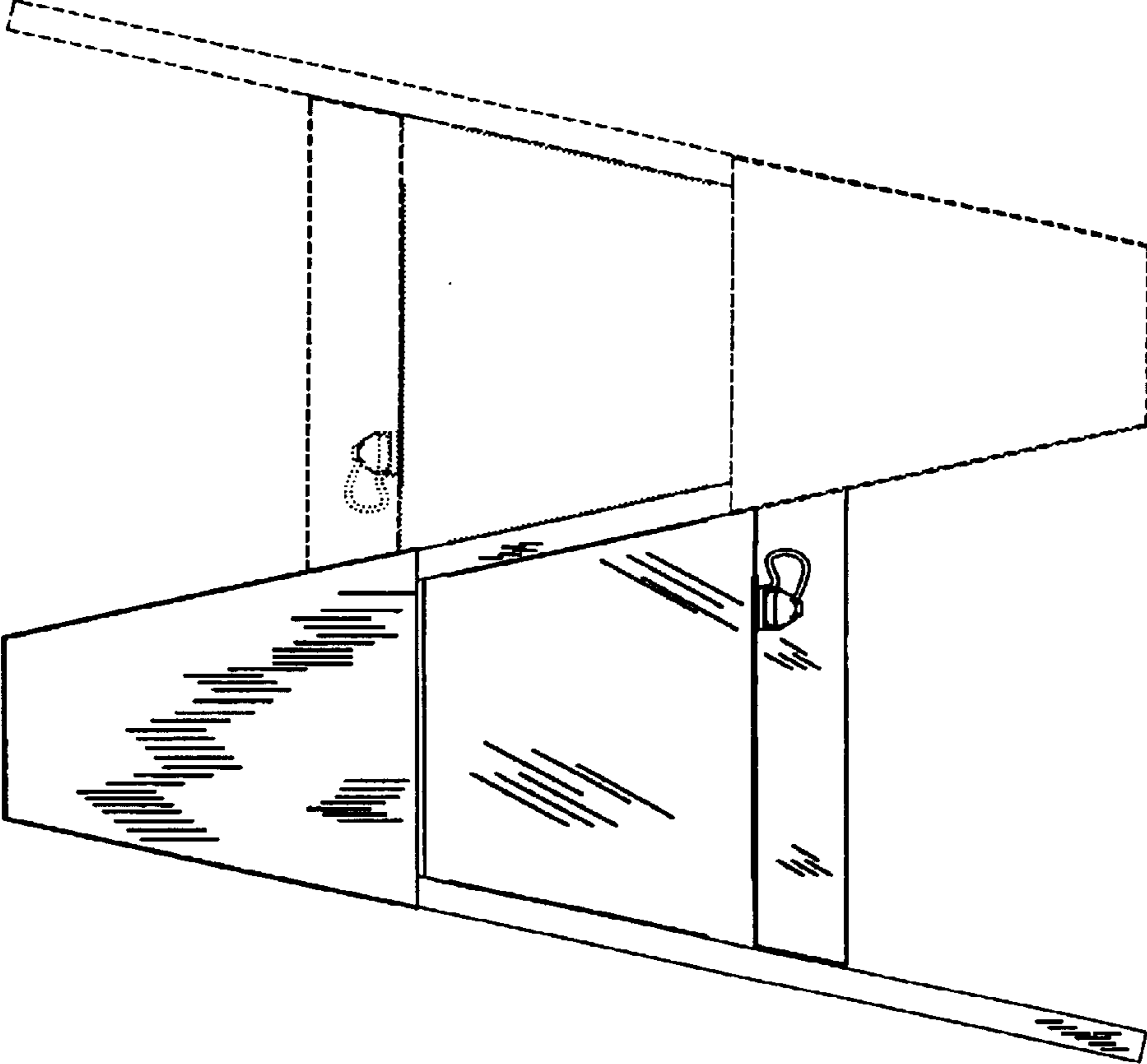


FIG. 5