

US00D492248S1

(12) **United States Design Patent**
Gregory et al.

(10) **Patent No.: US D492,248 S**
(45) **Date of Patent: ** Jun. 29, 2004**

(54) **BATTERY PACK FOR WIRELESS ECG MONITORING SYSTEM**

(75) **Inventors: William W. Gregory**, Fort Lauderdale, FL (US); **David Paul Chastain**, Acton, MA (US); **John David Gundlach**, Acton, MA (US); **Scott Chapps**, New York, NY (US); **Richard O'Brien**, Waltham, MA (US); **Robert Brady**, Sarasota, FL (US); **Joel Chartier**, Bradenton, FL (US)

(73) **Assignee: GMP Wireless Medicine, Inc.**, Fort Lauderdale, FL (US)

(**) **Term: 14 Years**

(21) **Appl. No.: 29/188,789**

(22) **Filed: Aug. 22, 2003**

(51) **LOC (7) Cl. 13-02**

(52) **U.S. Cl. D13/103**

(58) **Field of Search D13/107, 108; 320/107-116**

(56) **References Cited**

U.S. PATENT DOCUMENTS

D337,984 S * 8/1993 Lindahl D13/103

5,621,299 A * 4/1997 Krall 320/103
D397,670 S * 9/1998 Davies et al. D13/103
6,183,417 B1 * 2/2001 Geheb et al. 600/301
6,611,705 B2 8/2003 Hopman et al.
D481,008 S * 10/2003 Wade D13/103

* cited by examiner

Primary Examiner—Joel Sincavage
(74) *Attorney, Agent, or Firm*—Rick Comoglio

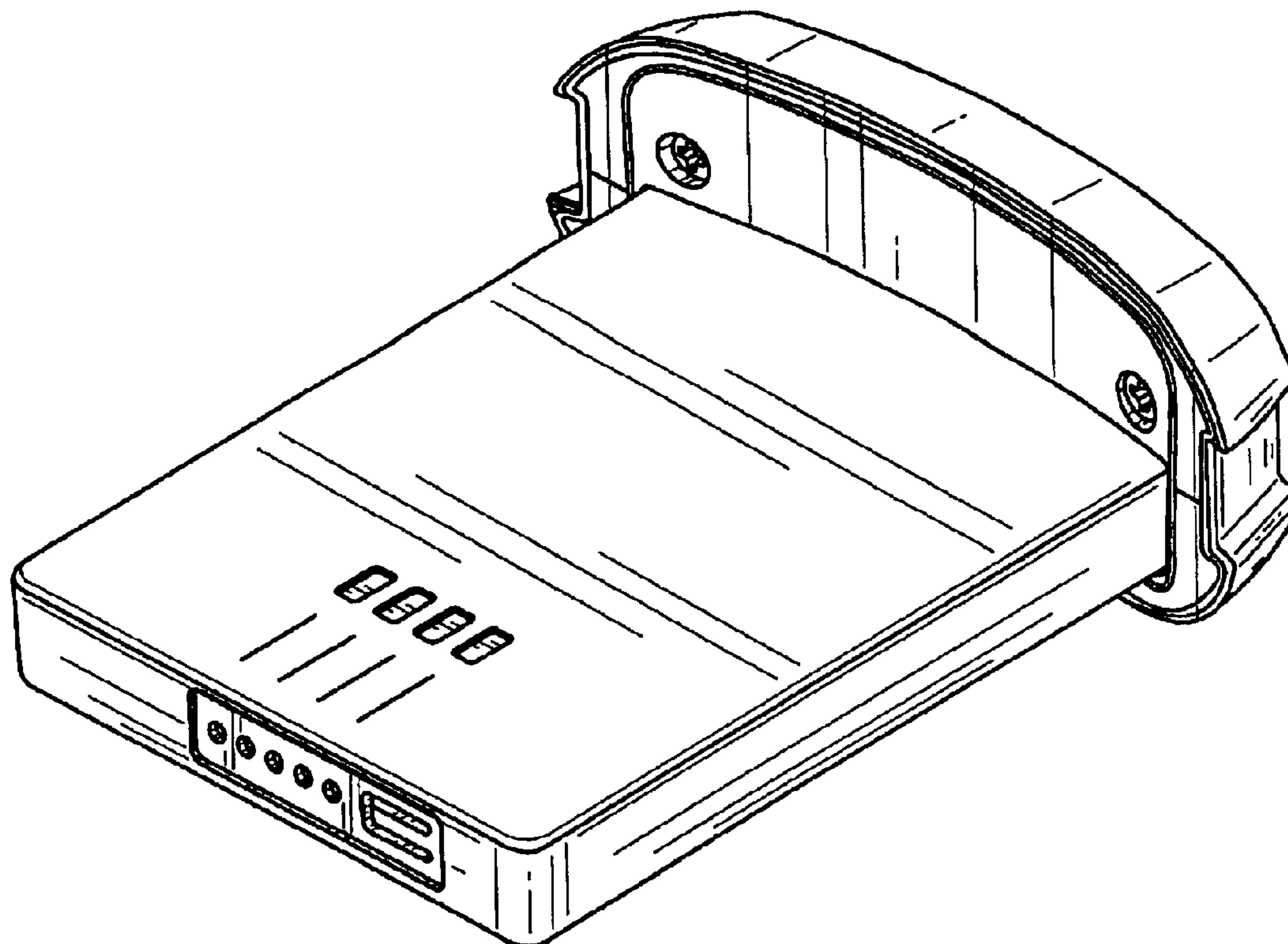
(57) **CLAIM**

The ornamental design for a battery pack for wireless ECG monitoring system, as shown and described.

DESCRIPTION

FIG. 1 is a perspective view showing the new design;
FIG. 2 is a rear plan view thereof;
FIG. 3 is a front plan view thereof;
FIG. 4 is a left side elevational view thereof;
FIG. 5 is a right side elevational view thereof;
FIG. 6 is a top view thereof; and,
FIG. 7 is a bottom view thereof.

1 Claim, 5 Drawing Sheets



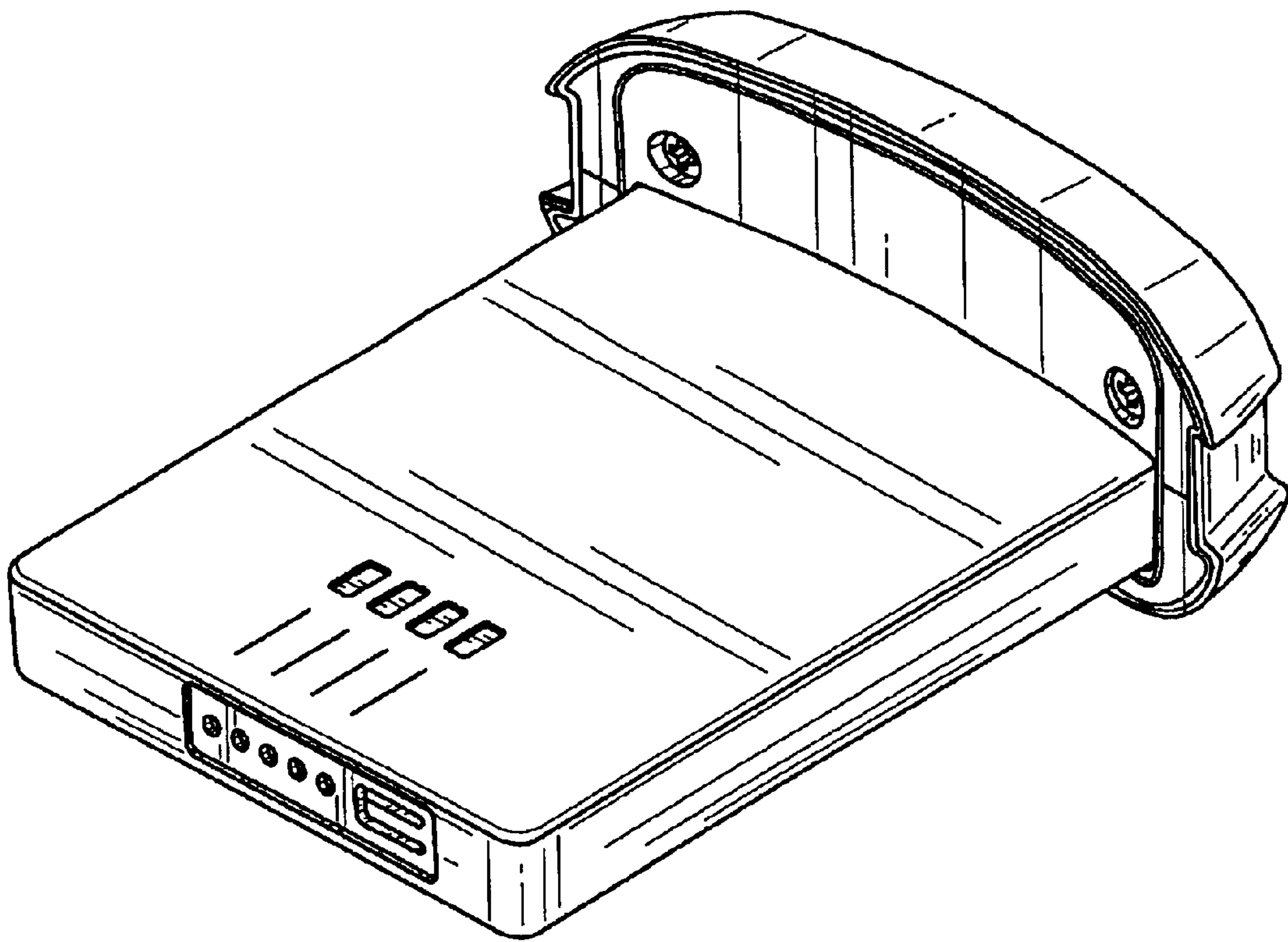


FIG. 1

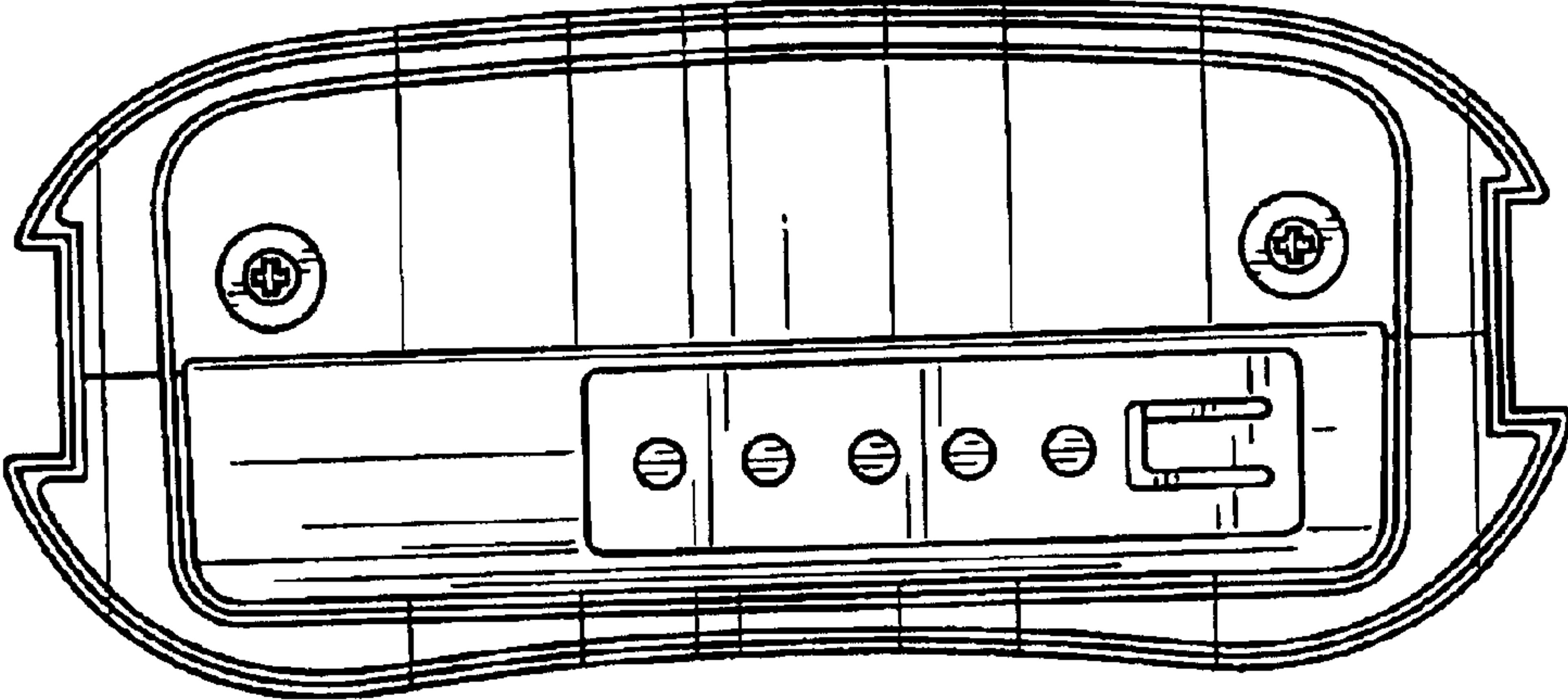


FIG. 2

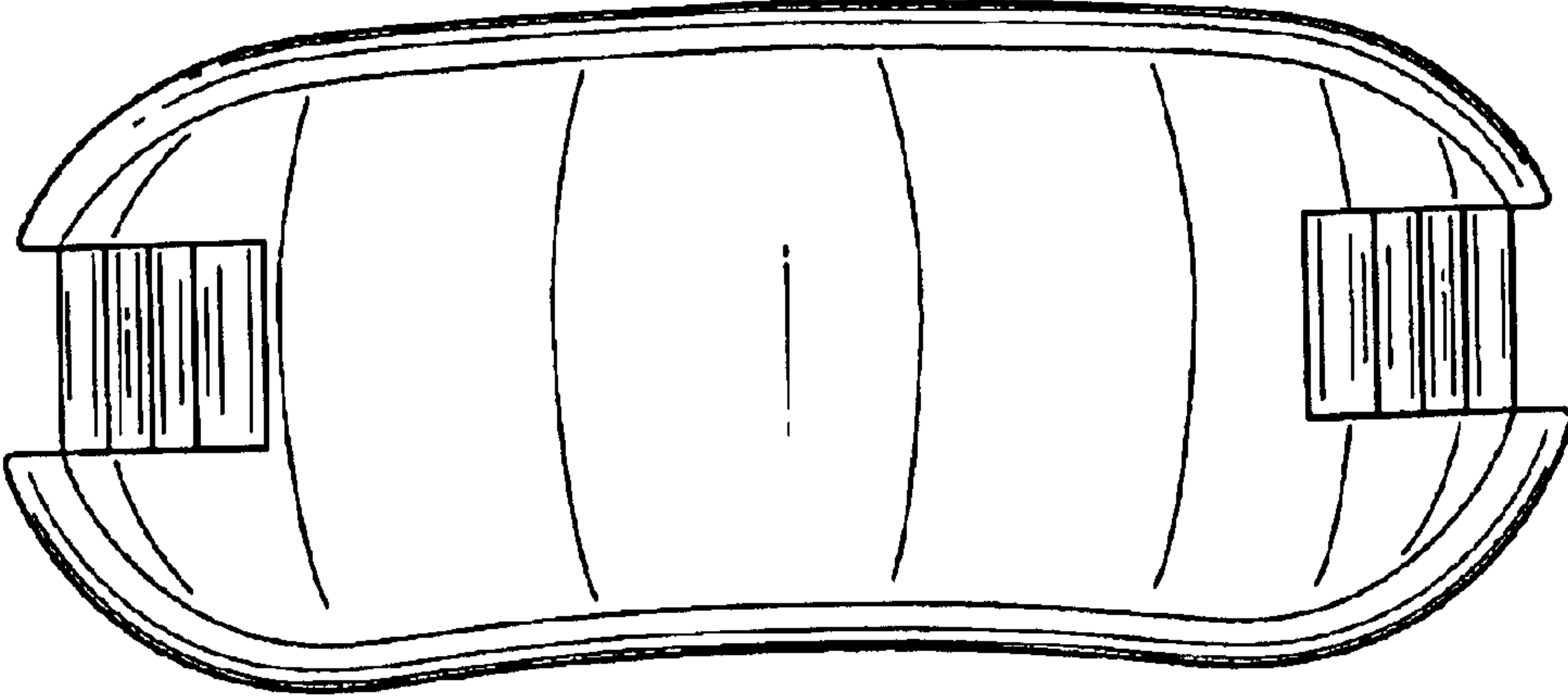


FIG. 3




FIG. 4




FIG. 5




FIG. 6




FIG. 7