

US00D492227S1

(12) **United States Design Patent** (10) **Patent No.:** **US D492,227 S**
Suzuki et al. (45) **Date of Patent:** **** Jun. 29, 2004**

(54) **BUMPER OF MOTOR VEHICLE**

OTHER PUBLICATIONS

(75) Inventors: **Hideki Suzuki**, Aki-gun (JP); **Hiroshi Takezawa**, Aki-gun (JP); **Dai Kimura**, Aki-gun (JP); **Kouichi Hayashi**, Aki-gun (JP); **Kunihiko Kurisu**, Aki-gun (JP)

Japanese Design Application No. 2001-19076 filed Jun. 29, 2001, Etsuji Kotani.

Japanese Design Application No. 2001-30107 filed Oct. 12, 2001, Etsuji Kotani.

Design Application No. D2002-035097, Drafting Date: Sep. 30, 2003, (JPO Design Division Documentation, Document No. HH14021014).

Notice of Reason(s) for Refusal Dated Oct. 6, 2003.

(73) Assignee: **Mazda Motor Corporation**, Hiroshima (JP)

(**) Term: **14 Years**

* cited by examiner

(21) Appl. No.: **29/178,329**

Primary Examiner—Melody N. Brown

(22) Filed: **Mar. 26, 2003**

(74) *Attorney, Agent, or Firm*—Nixon Peabody LLP; Donald R. Studebaker

(30) **Foreign Application Priority Data**

(57) **CLAIM**

Dec. 18, 2002 (JP) 2002-035097

The ornamental design for a bumper of motor vehicle, as shown and described.

(51) **LOC (7) Cl.** **12-16**

DESCRIPTION

(52) **U.S. Cl.** **D12/169**

(58) **Field of Search** D12/169, 196, D12/90-92, 86; 296/180.1, 180.2; 293/107, 113, 115, 117, 120

The file of this patent contains at least one drawing executed in color. Copies of this patent with color drawings are provided to the Patent and Trademark Office with payment of the necessary fee.

(56) **References Cited**

FIG. 1 is a front perspective view of a bumper of motor vehicle;

U.S. PATENT DOCUMENTS

FIG. 2 is a front view thereof;

D470,086 S * 2/2003 Koizumi et al. D12/169
D472,191 S * 3/2003 Yamaguchi et al. D12/169
D472,856 S * 4/2003 Oishi et al. D12/169
D473,499 S * 4/2003 Tanabe et al. D12/169
D474,720 S * 5/2003 Tachibana et al. D12/169

FIG. 3 is a rear view thereof;

FOREIGN PATENT DOCUMENTS

JP 1030655 1/1999
JP 1064679 3/2000
JP 1041186 4/2001
JP 1112306 6/2001
JP 1118680 8/2001
JP 1126061 11/2001

FIG. 4 is a left side view thereof;

FIG. 5 is a right side view thereof;

FIG. 6 is a top view thereof; and,

FIG. 7 is a bottom view thereof.

Portion in pink is shown for illustrative purposes only and forms no part of the claimed design.

1 Claim, 4 Drawing Sheets

(4 of 4 Drawing Sheet(s) Filed in Color)

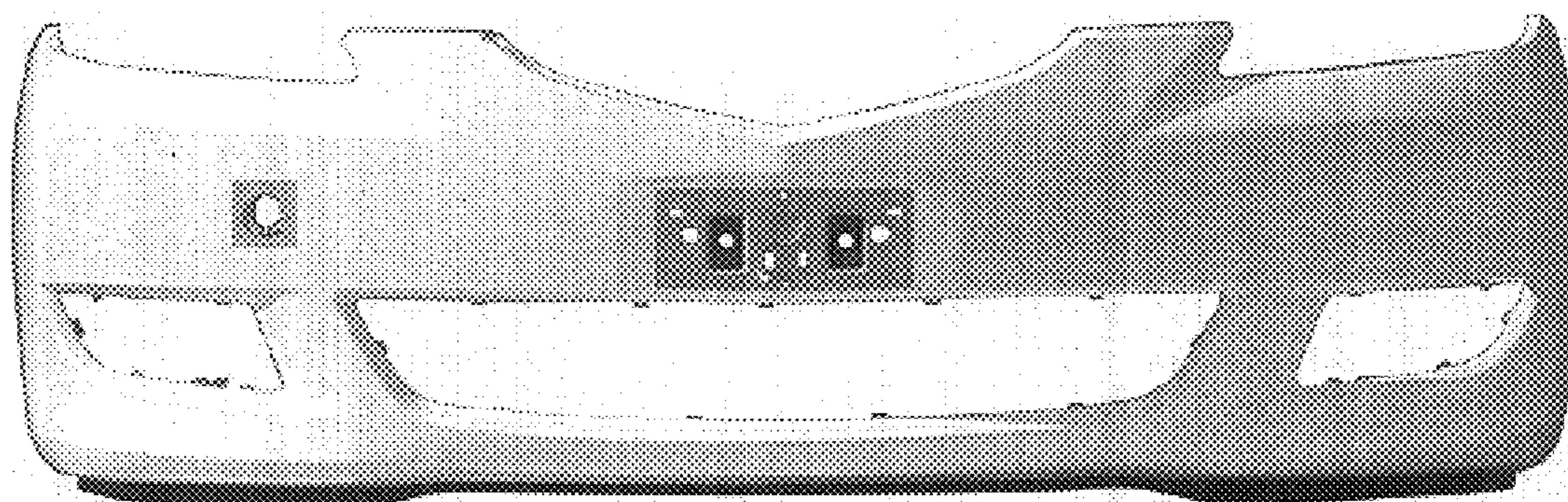


Fig. 1




Fig. 2

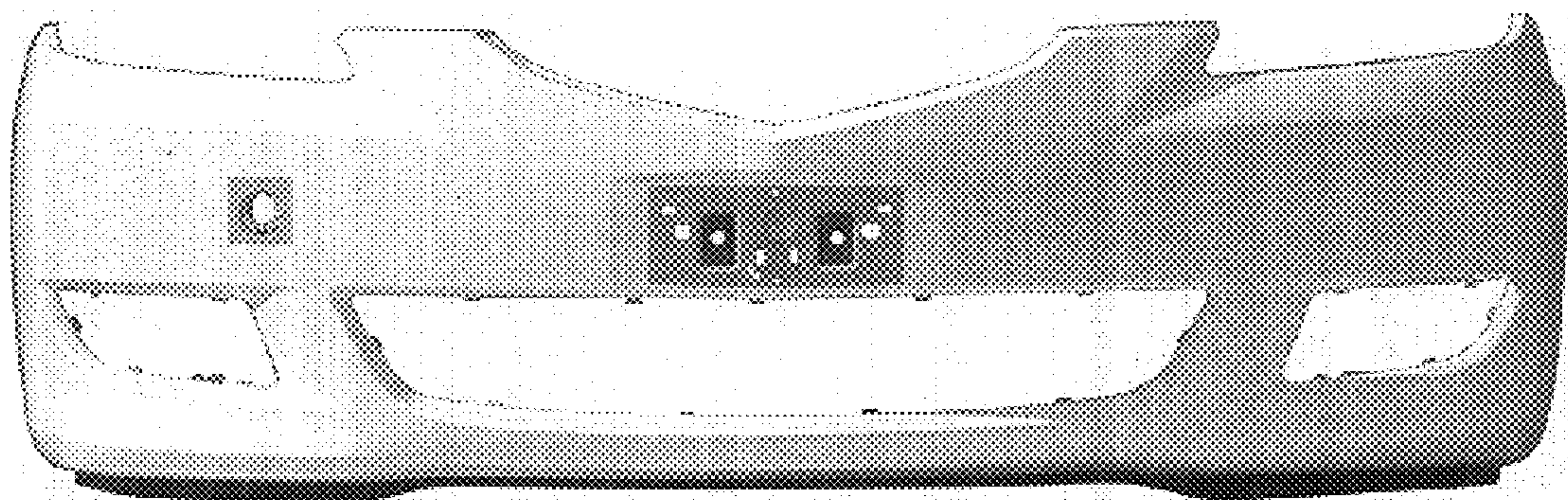


Fig. 3




Fig. 4

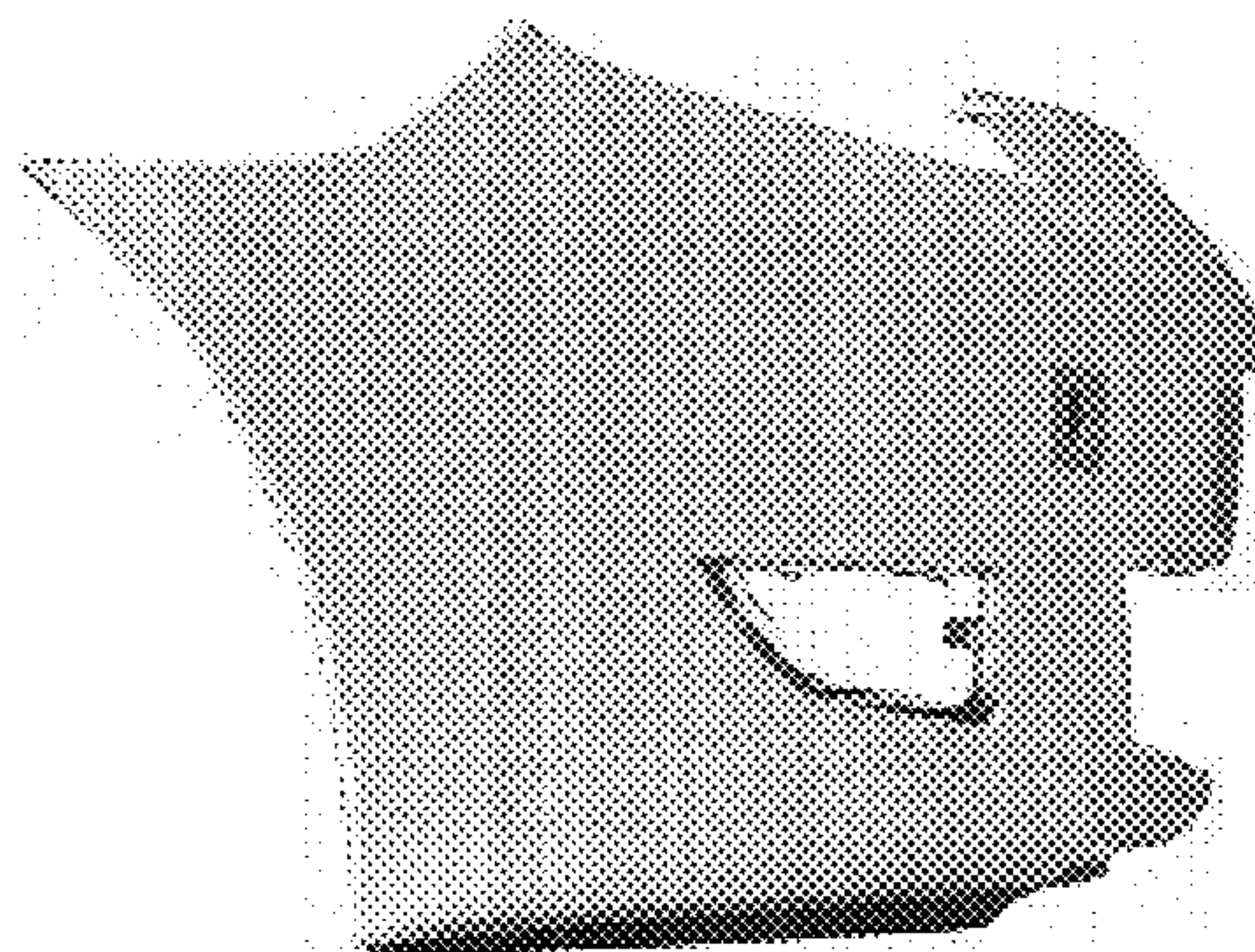


Fig. 5

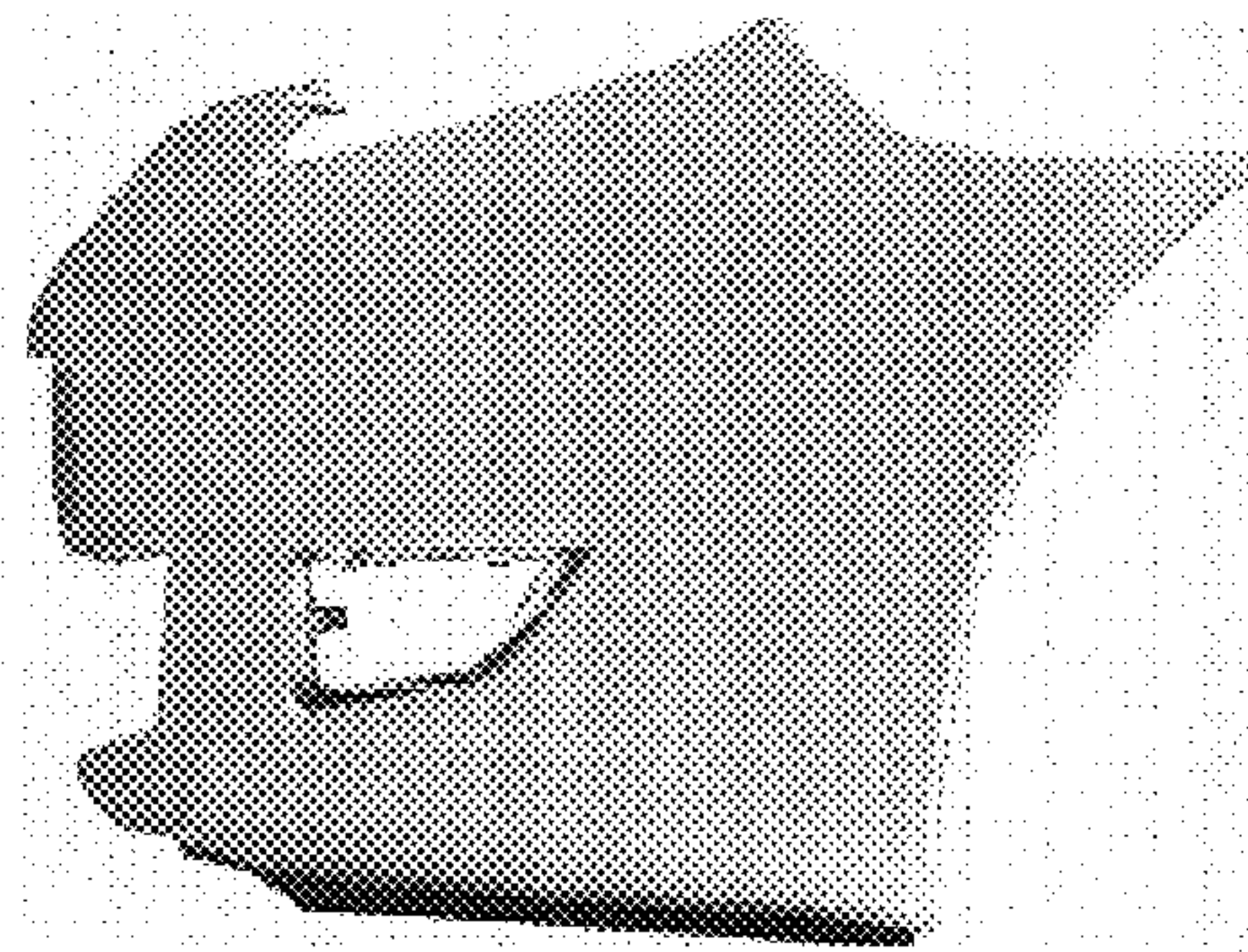


Fig. 6

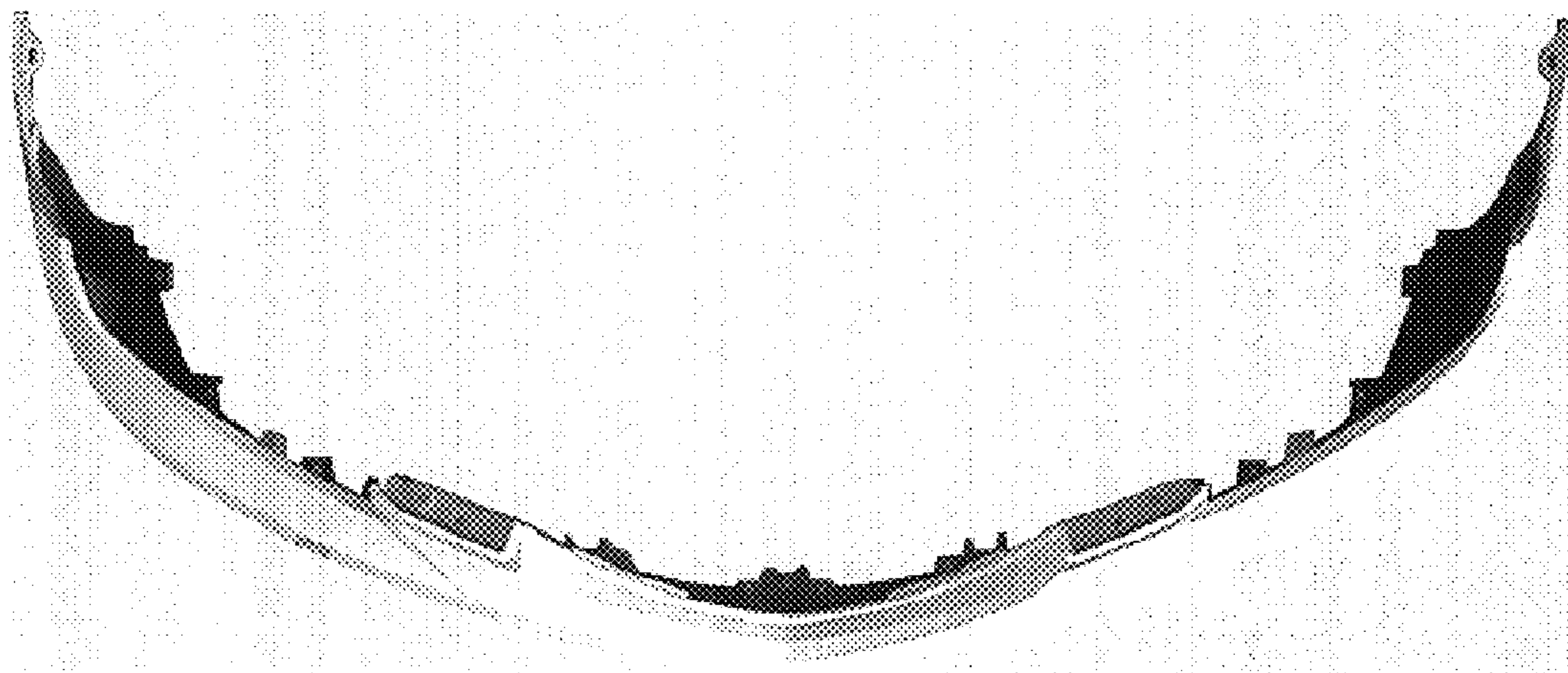


Fig. 7

