

US00D492198S1

(12) **United States Design Patent**  
**Pearson et al.**

(10) **Patent No.:** **US D492,198 S**  
(45) **Date of Patent:** **\*\* Jun. 29, 2004**

(54) **TIGER FIGURINE**

5,915,600 A \* 6/1999 Bitton ..... 222/464.1  
D451,803 S \* 12/2001 Zaksenberg ..... D9/434

(75) Inventors: **Nancy E. Pearson**, New York, NY (US); **Lori Anzalone**, Fredon, NJ (US); **Jamie Stedman-Novo**, New York, NY (US); **Eileen R. Strauss**, New York, NY (US); **Charles Raymond White**, Parsippany, NJ (US)

\* cited by examiner

*Primary Examiner*—Louis S. Zarfes  
*Assistant Examiner*—Gregory Andoll  
(74) *Attorney, Agent, or Firm*—Clifford E. Wilkins

(73) Assignee: **Colgate-Palmolive Company**, New York, NY (US)

(57) **CLAIM**

The ornamental design for a tiger figurine, as shown and described.

(\*\*) Term: **14 Years**

**DESCRIPTION**

(21) Appl. No.: **29/185,128**

FIG. 1 is a perspective view of the tiger figurine of our design;

(22) Filed: **Jun. 23, 2003**

FIG. 2 is a front elevation view thereof;

(51) **LOC (7) Cl.** ..... **09-07**

FIG. 3 is a rear elevation view thereof;

(52) **U.S. Cl.** ..... **D9/451; D9/441**

FIG. 4 is a left side elevation view thereof;

(58) **Field of Search** ..... D9/441, 451, 310,

FIG. 5 is a right side elevation view thereof;

D9/307; D11/157, 134, 137, 172; D21/617,

FIG. 6 is a top plan view thereof; and,

618, 650; 222/461.1, 321.8, 78; 239/33,

FIG. 7 is a bottom plan view thereof.

211

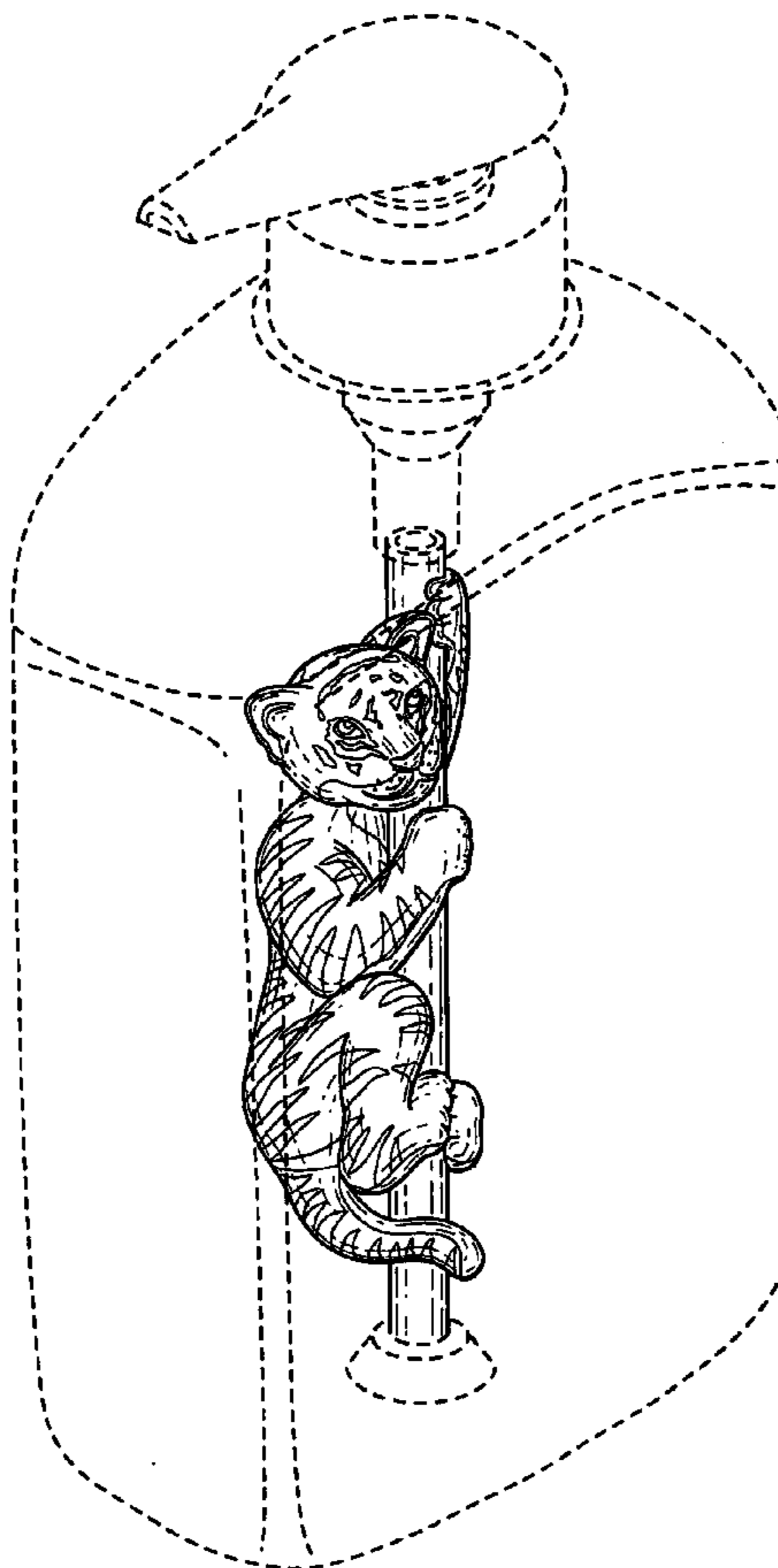
The broken lines which show a container around the claimed design and the ends of the tube form no part thereof.

(56) **References Cited**

**U.S. PATENT DOCUMENTS**

D204,118 S \* 3/1966 Corlin ..... D21/618

**1 Claim, 6 Drawing Sheets**



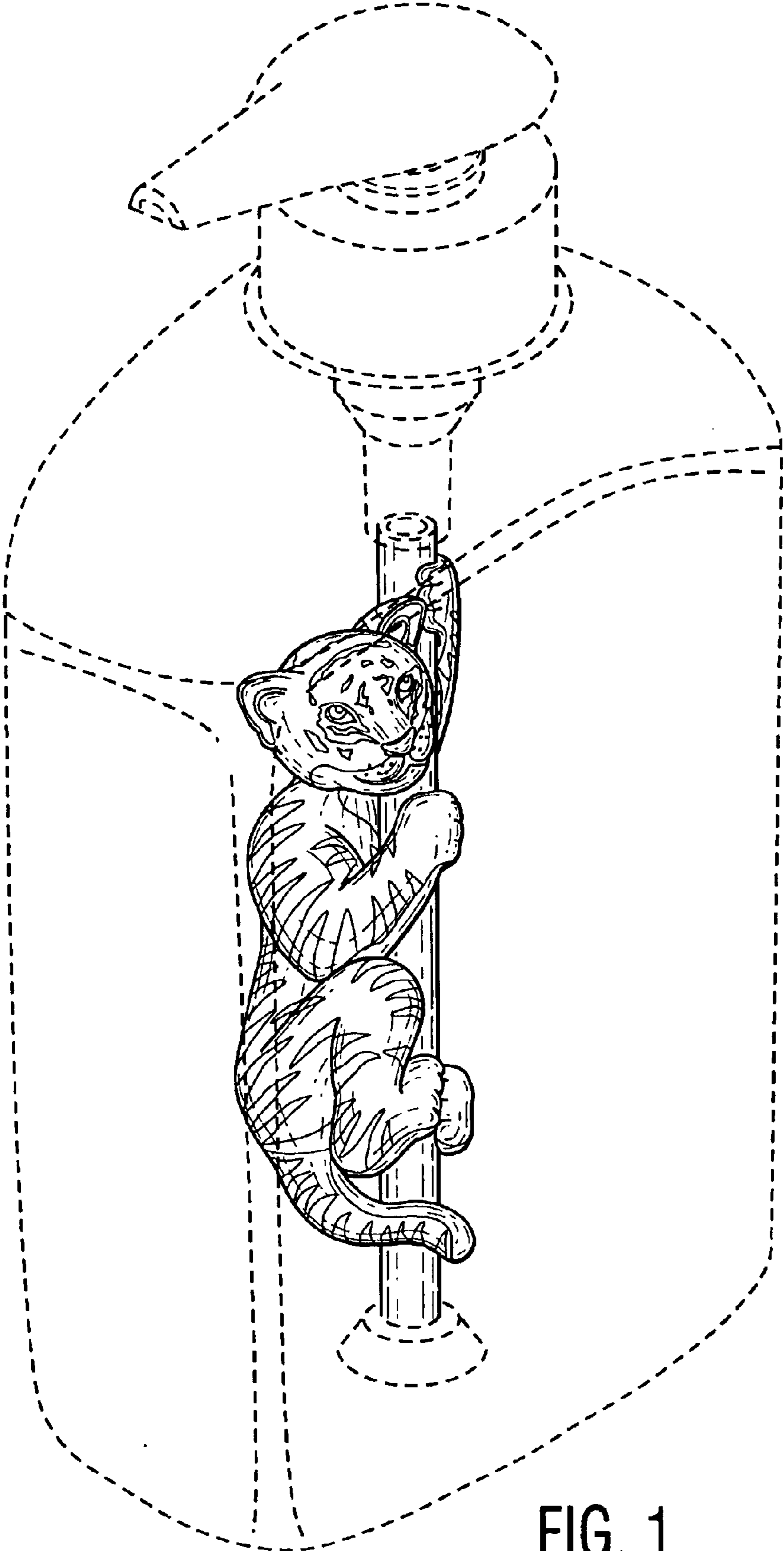


FIG. 1




FIG. 2

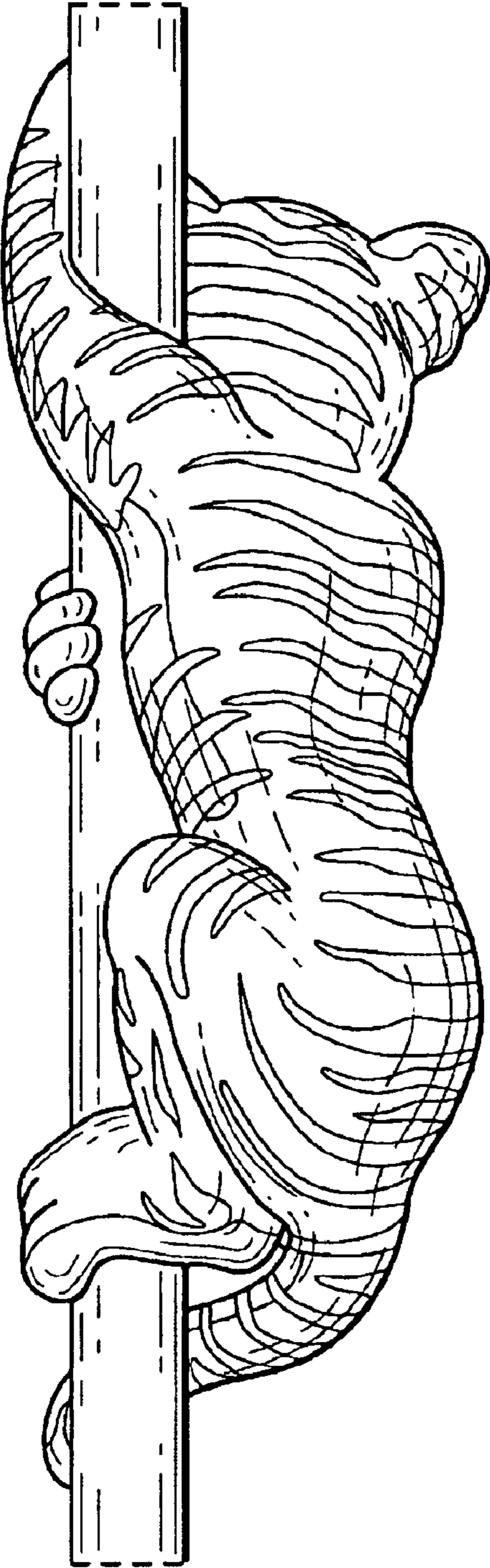


FIG. 3



FIG. 4




FIG. 5

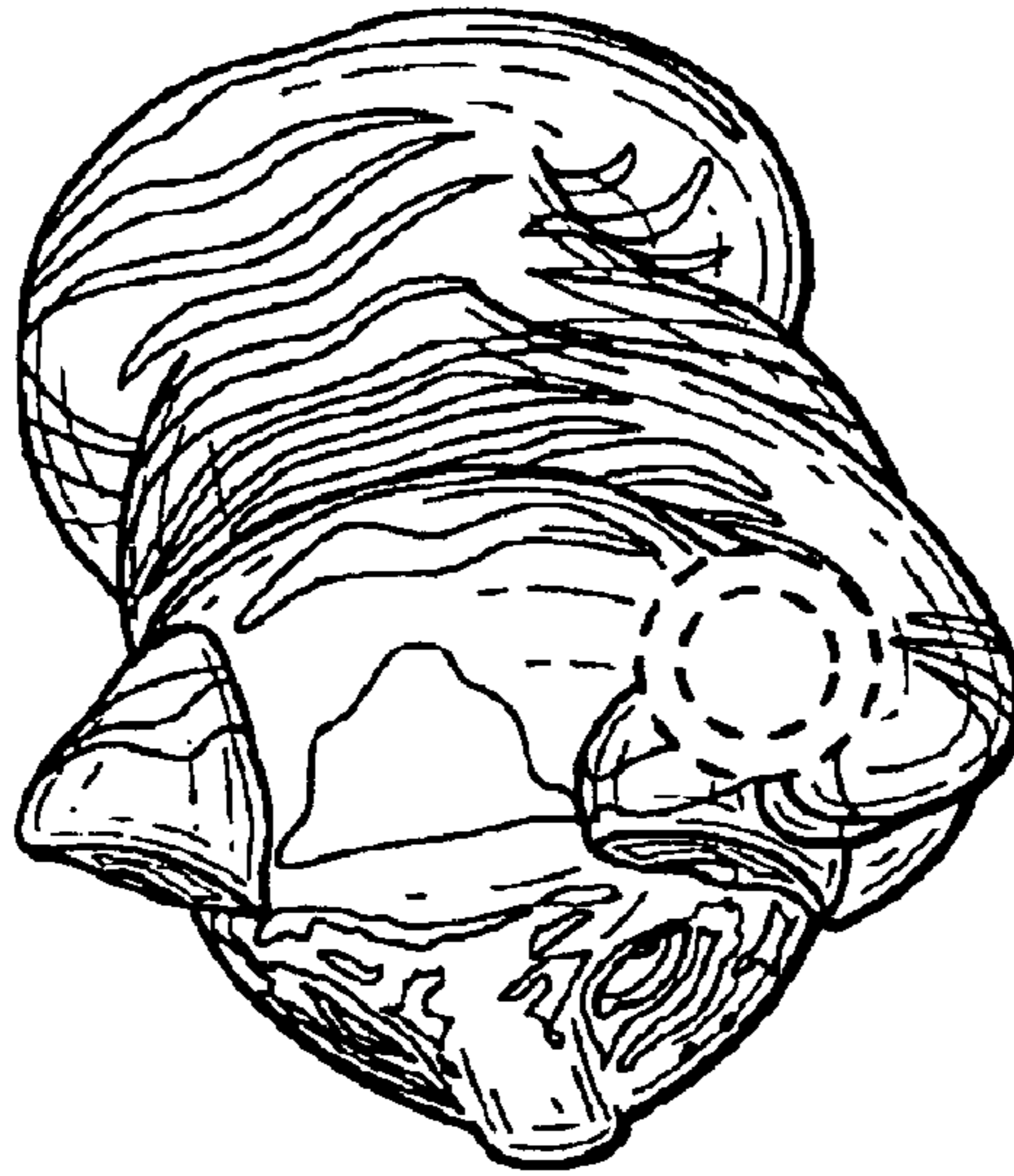


FIG. 6

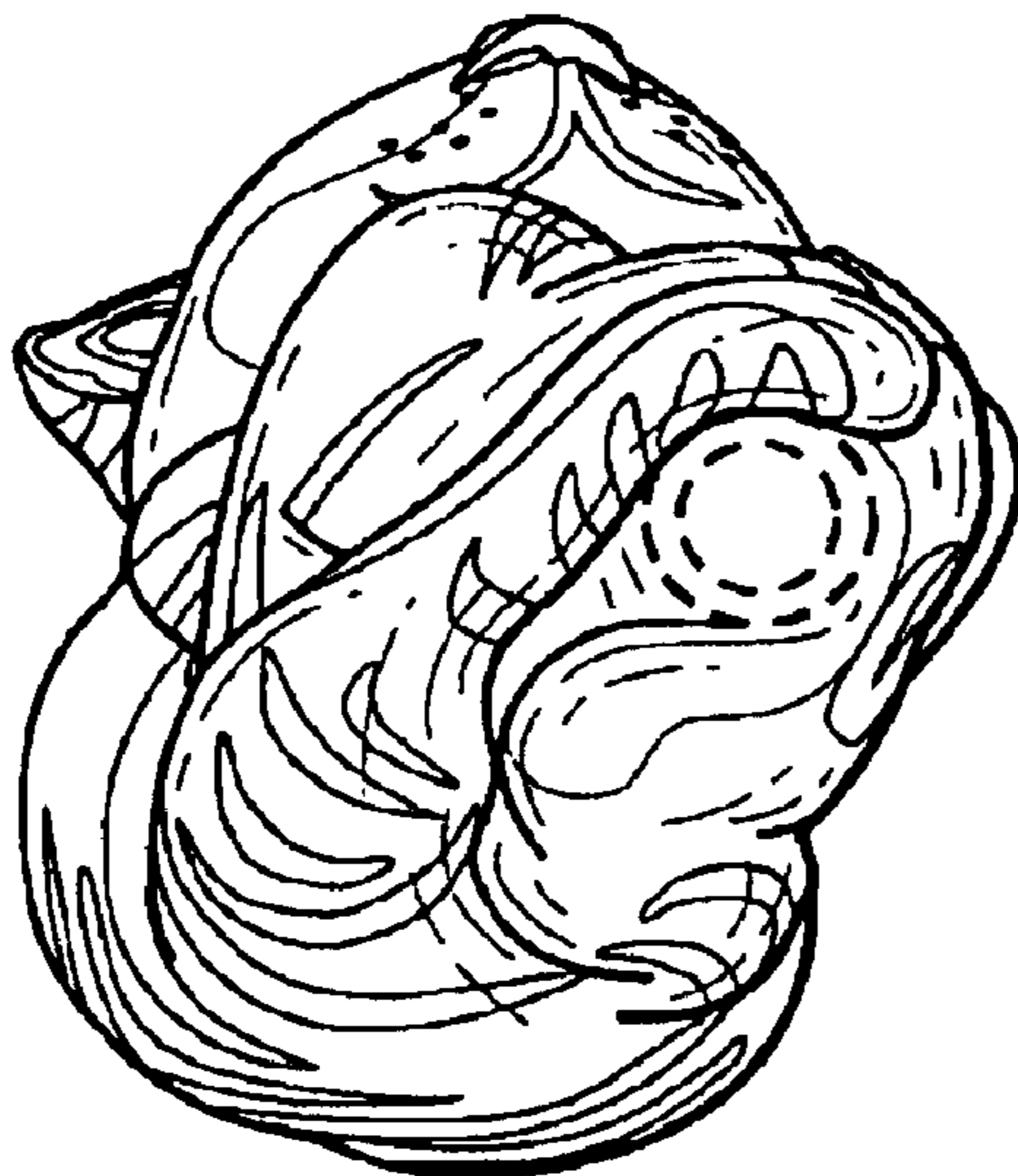


FIG. 7