



US00D492190S1

(12) **United States Design Patent**
Howe et al.

(10) **Patent No.:** **US D492,190 S**
(45) **Date of Patent:** **** Jun. 29, 2004**

(54) **FURNITURE COASTER**

(76) Inventors: **David A. Howe**, 1613 Feltham Pl.,
Longmont, CO (US) 80501; **Linda Sue
Duncan**, 1613 Feltham Pl., Longmont,
CO (US) 80501

(**) Term: **14 Years**

(21) Appl. No.: **29/174,984**

(22) Filed: **Jan. 28, 2003**

(51) **LOC (7) Cl.** **08-05**

(52) **U.S. Cl.** **D8/374**

(58) **Field of Search** D8/374; 248/188.8,
248/188.2, 346.01, 346.11; 16/42

(56) **References Cited**

U.S. PATENT DOCUMENTS

22,243	A	*	12/1858	Richards	248/346.11
233,574	A	*	10/1880	Strong et al.	248/188.8
1,159,571	A	*	11/1915	Clark	248/346.11
1,875,371	A	*	9/1932	de Cicco	248/346.11
1,982,138	A	*	11/1934	Herold	248/346.11
4,752,056	A		6/1988	Culbertson		
5,997,995	A		12/1999	Scianna		

* cited by examiner

Primary Examiner—Holly Baynham
(74) *Attorney, Agent, or Firm*—Margaret Polson; Patent
Law Offices of Rick Martin, P.C.

(57) **CLAIM**

The ornamental design for a furniture coaster, as shown.

DESCRIPTION

FIG. 1 is a plan view of our preferred embodiment new design for a furniture coaster.


FIG. 2 is a back plan view of the coaster shown in FIG. 1.
FIG. 3 is a top plan view of the coaster shown in FIG. 1, the dotted lines showing the area for a logo.

FIG. 4 is a bottom plan view of the coaster shown in FIG. 1.

FIG. 5 is a right side plan view of the coaster shown in FIG. 1, wherein the left side plan view is a mirror image thereof; and,

FIG. 6 is a top perspective view of the coaster shown in FIG. 1, the dotted lines showing the area for a logo and a table leg. The broken line showing of a partial leg and a label is for illustrative purposes only and forms no part of the claimed design.

1 Claim, 1 Drawing Sheet



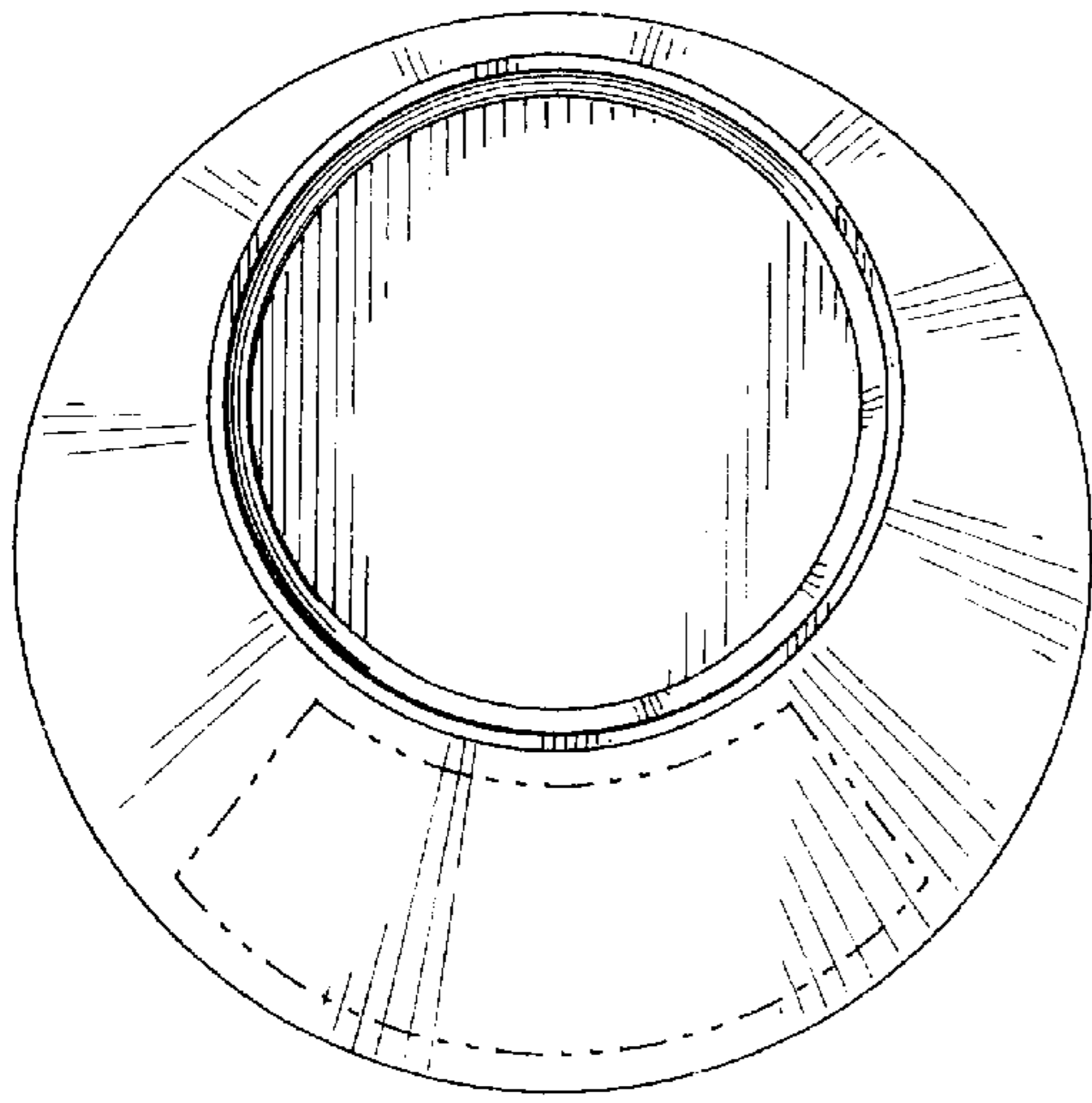


FIG. 3

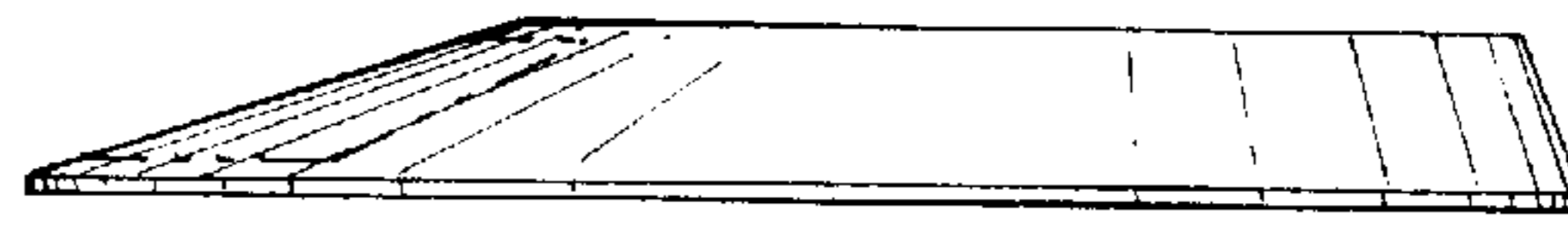


FIG. 5

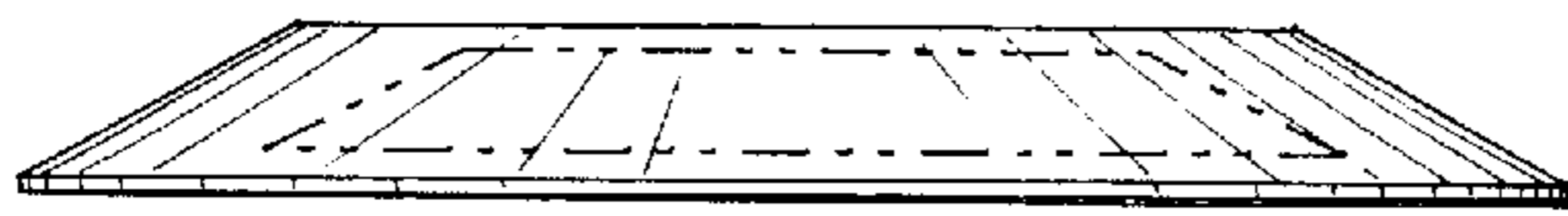


FIG. 1




FIG. 2

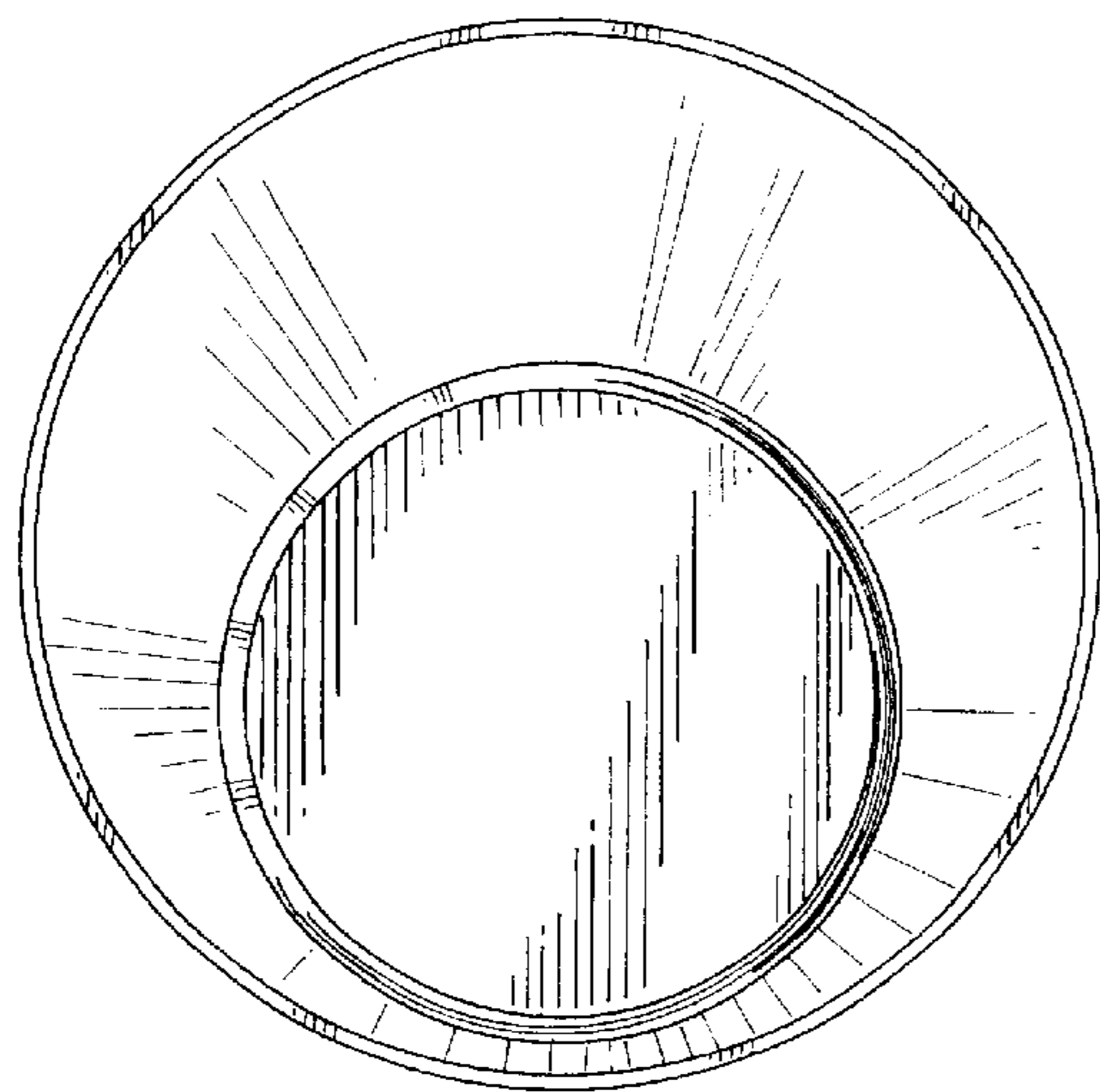


FIG. 4

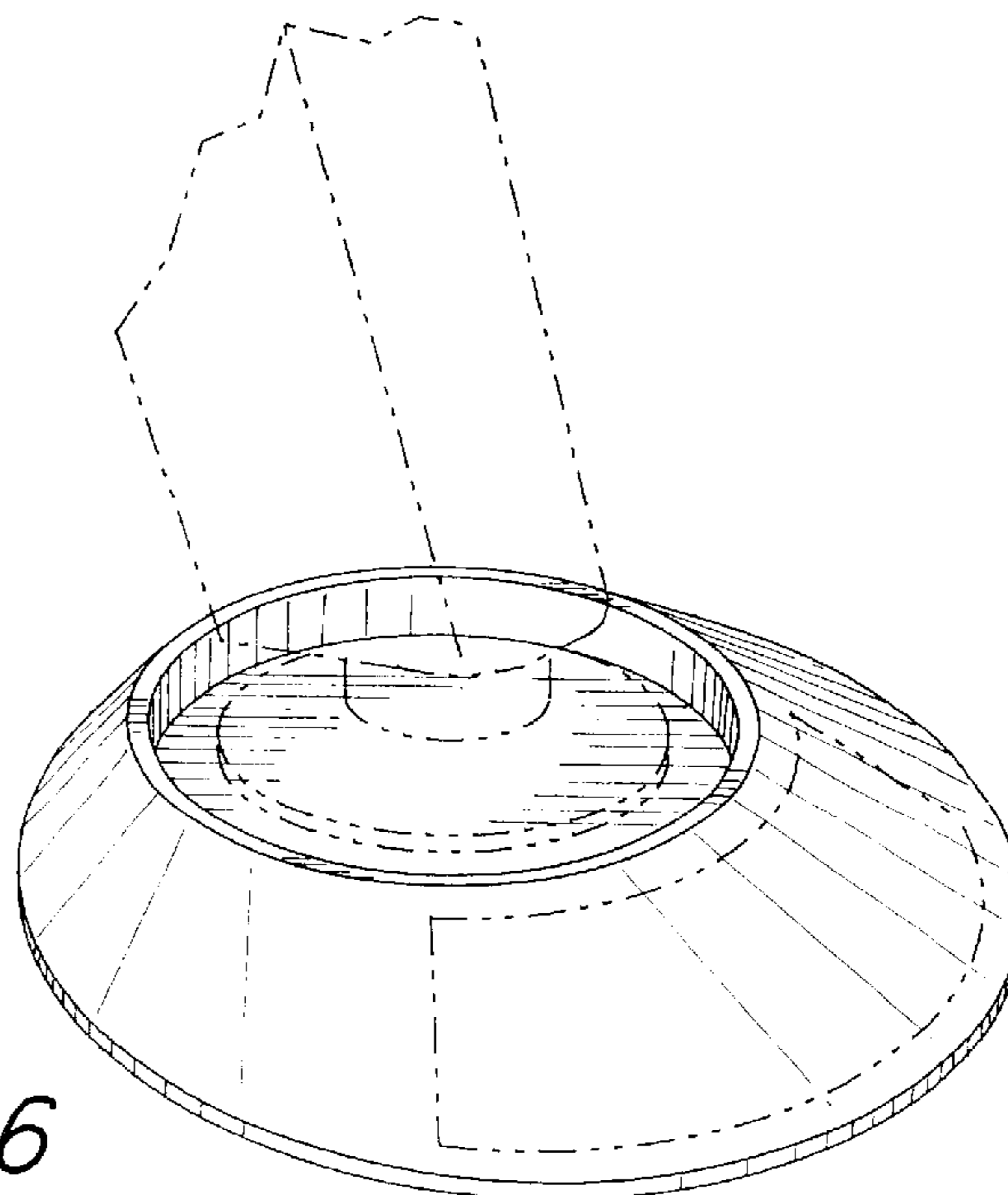


FIG. 6