



US00D492188S1

(12) **United States Design Patent**
Goldberg

(10) **Patent No.:** **US D492,188 S**
(45) **Date of Patent:** **** Jun. 29, 2004**

(54) **FIGURE EIGHT CARABINER**

D480,943 S * 10/2003 Kelleghan D8/356

(76) **Inventor:** **Edward Goldberg**, 501 Reis Ave.,
Teaneck, NJ (US) 07666

* cited by examiner

(**) **Term:** **14 Years**

Primary Examiner—James Gandy
Assistant Examiner—Elizabeth Albert
(74) *Attorney, Agent, or Firm*—Kaplan & Gilman, LLP;
Michael R. Gilman

(21) **Appl. No.:** **29/179,767**

(22) **Filed:** **Apr. 15, 2003**

(57) **CLAIM**

(51) **LOC (7) Cl.** **08-05**

The ornamental design for a figure eight carabiner, as shown and described.

(52) **U.S. Cl.** **D8/356**

(58) **Field of Search** D1/106, 120; D8/333,
D8/356, 367, 382, 383, 396; D11/157, 200,
211; 24/588.1, 588.11, 598.2, 598.3, 599.1,
599.5, 599.6, 599.9, 600.1; 294/82.2, 82.19

DESCRIPTION

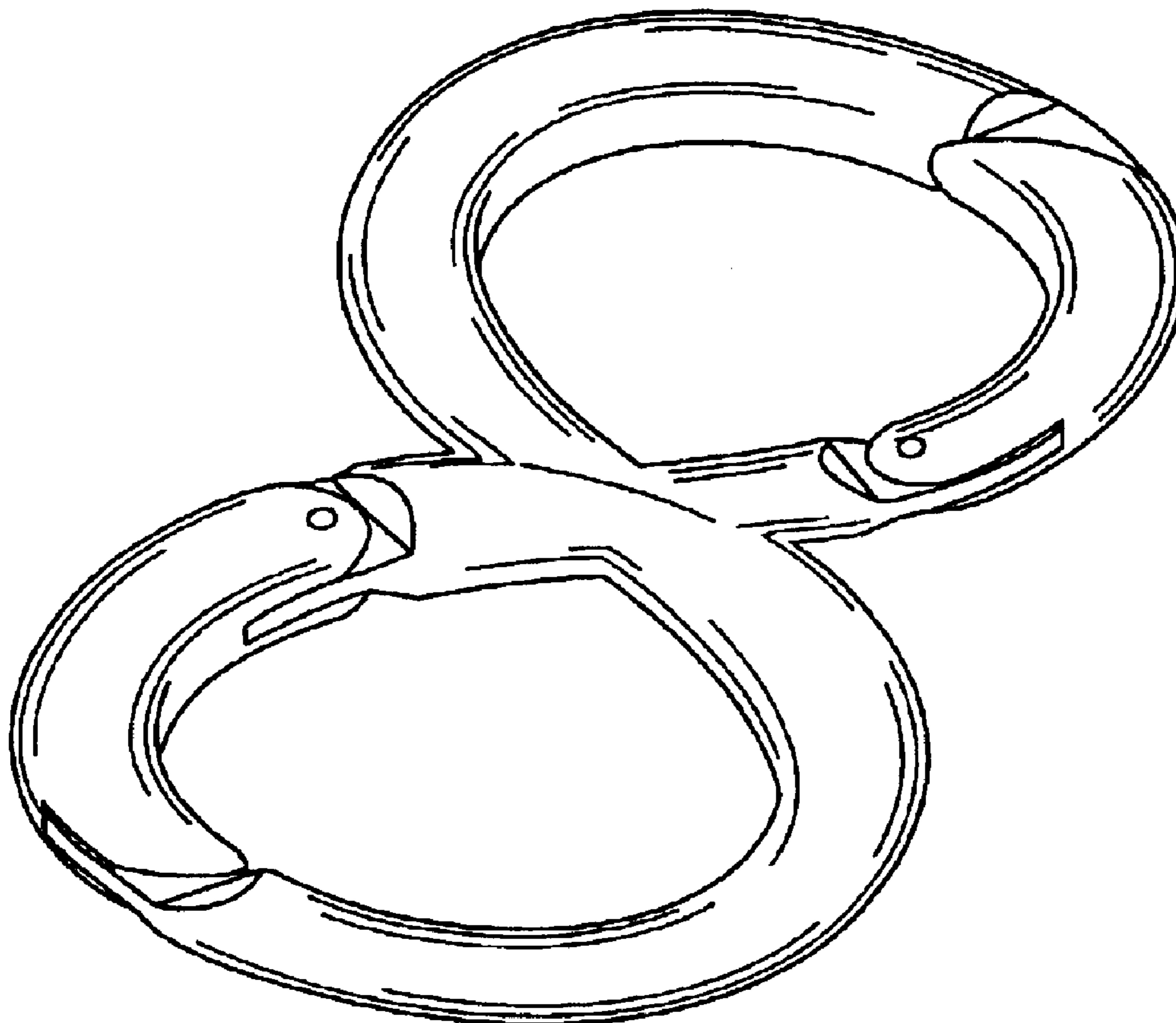
(56) **References Cited**

U.S. PATENT DOCUMENTS

286,253	A	*	10/1883	Benson	24/599.5
D34,899	S	*	8/1901	Brockelbank	D8/499
D113,084	S	*	1/1939	Fuller	D11/157
D387,652	S	*	12/1997	Carlson, Jr.	D8/356
D418,735	S	*	1/2000	Lindsey et al.	D8/325
6,112,369	A	*	9/2000	Lindsey et al.	16/252
D475,276	S	*	6/2003	Kelleghan	D8/356

FIG. 1 is a front perspective view of the figure eight carabiner according to my design;
FIG. 2 is a front view of my design;
FIG. 3 is a back view of my design;
FIG. 4 is a left view of my design;
FIG. 5 is a right view of my design;
FIG. 6 is a top view of my design;
FIG. 7 is a bottom view of my design; and,
FIG. 8 is a front perspective view of a second embodiment that differs from the first embodiment only in that it is made from a square stock rather than a rounded stock material.

1 Claim, 4 Drawing Sheets



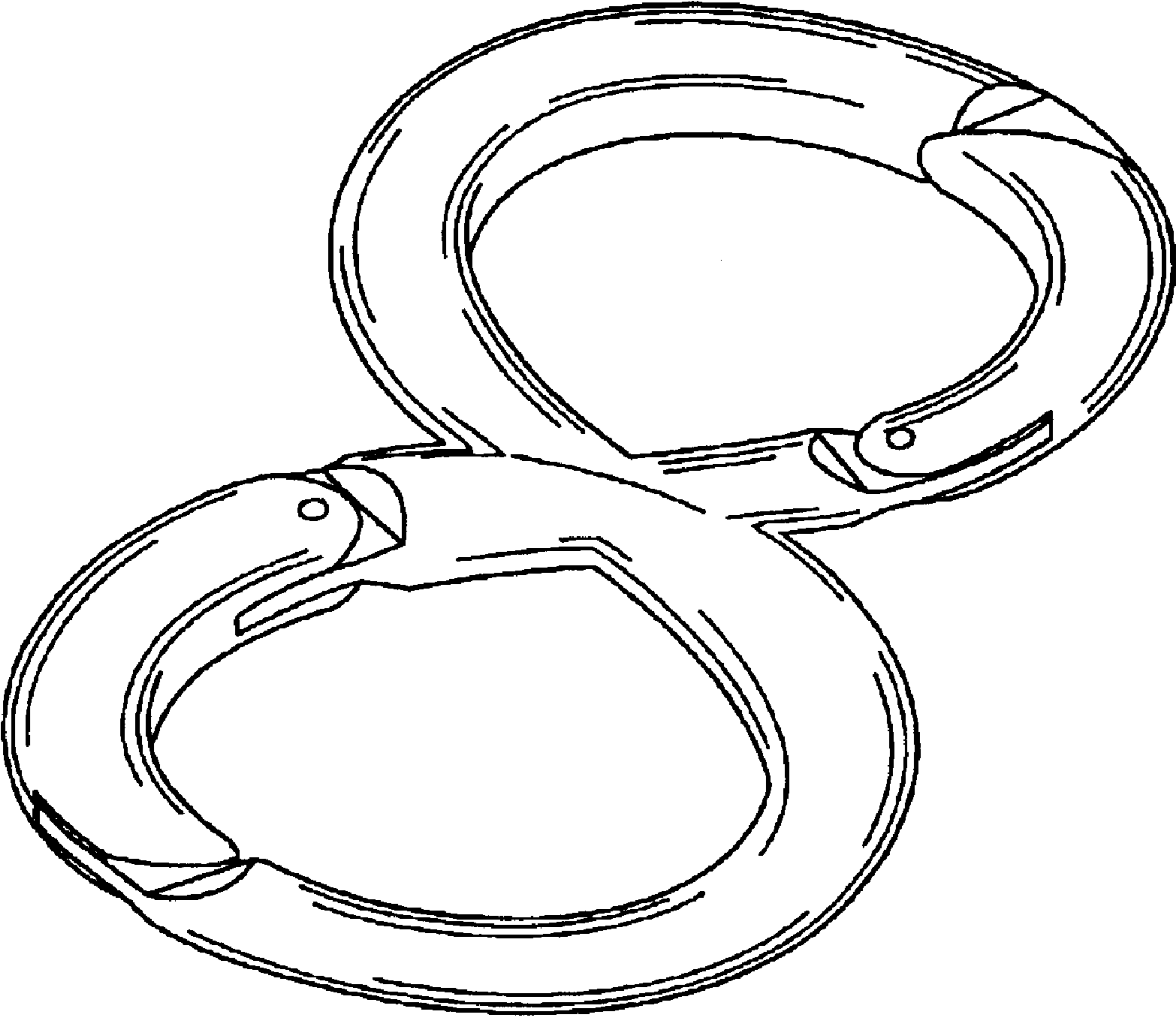


FIG. 1




FIG. 2

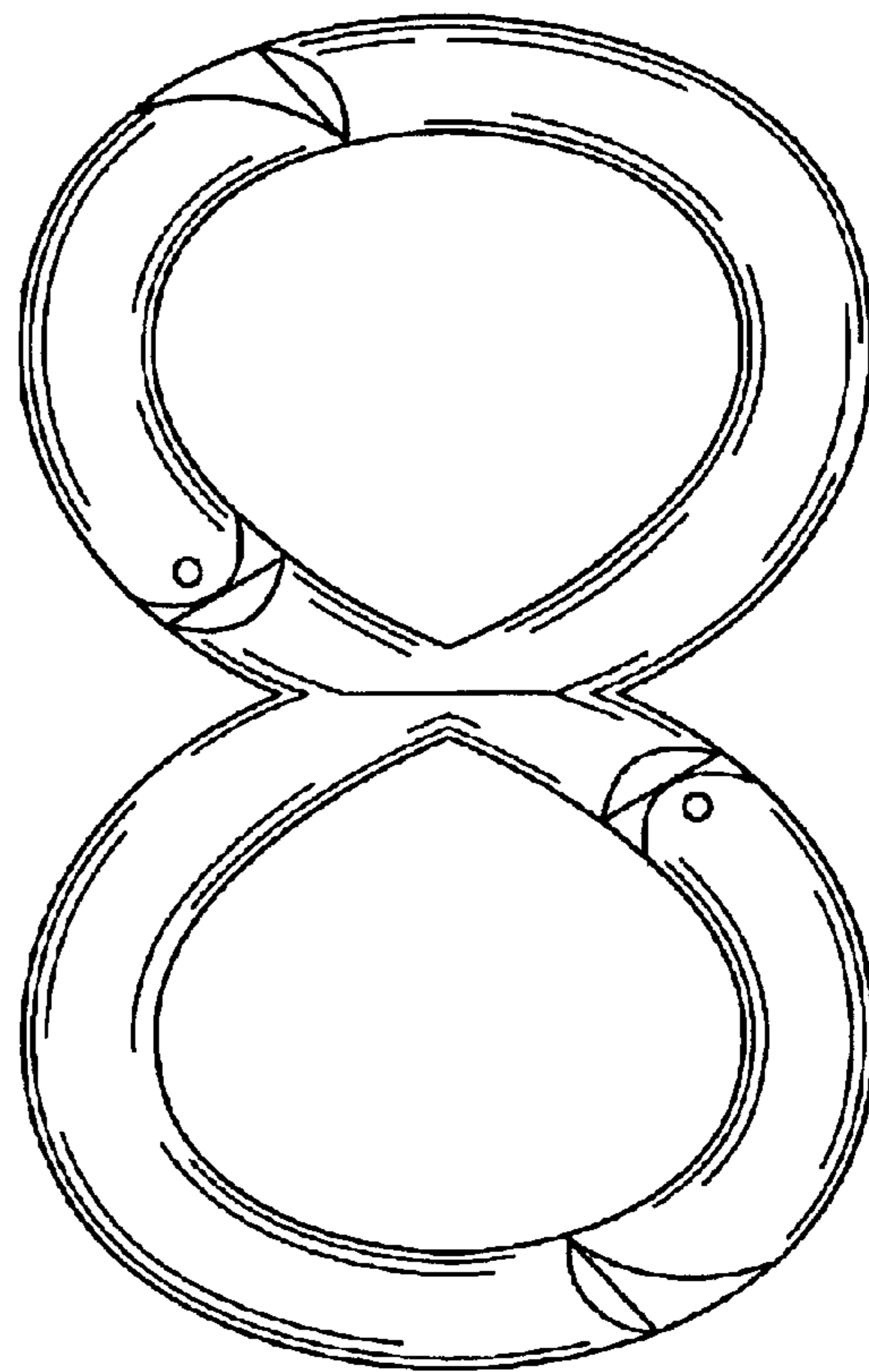


FIG. 3

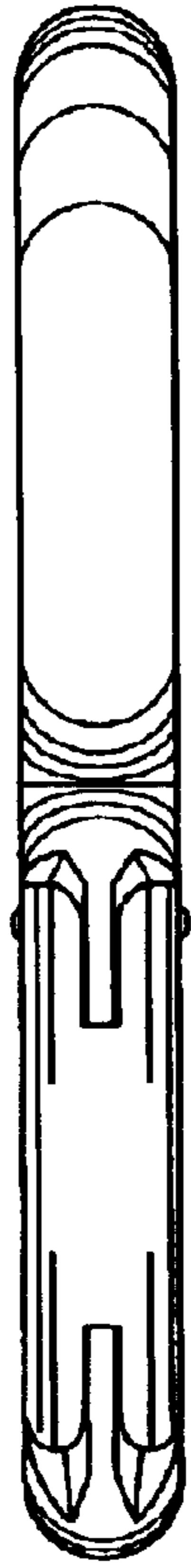


FIG. 4

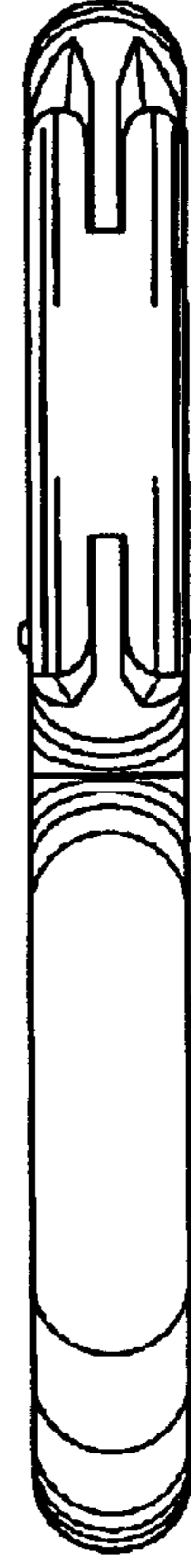


FIG. 5



FIG. 6




FIG. 7

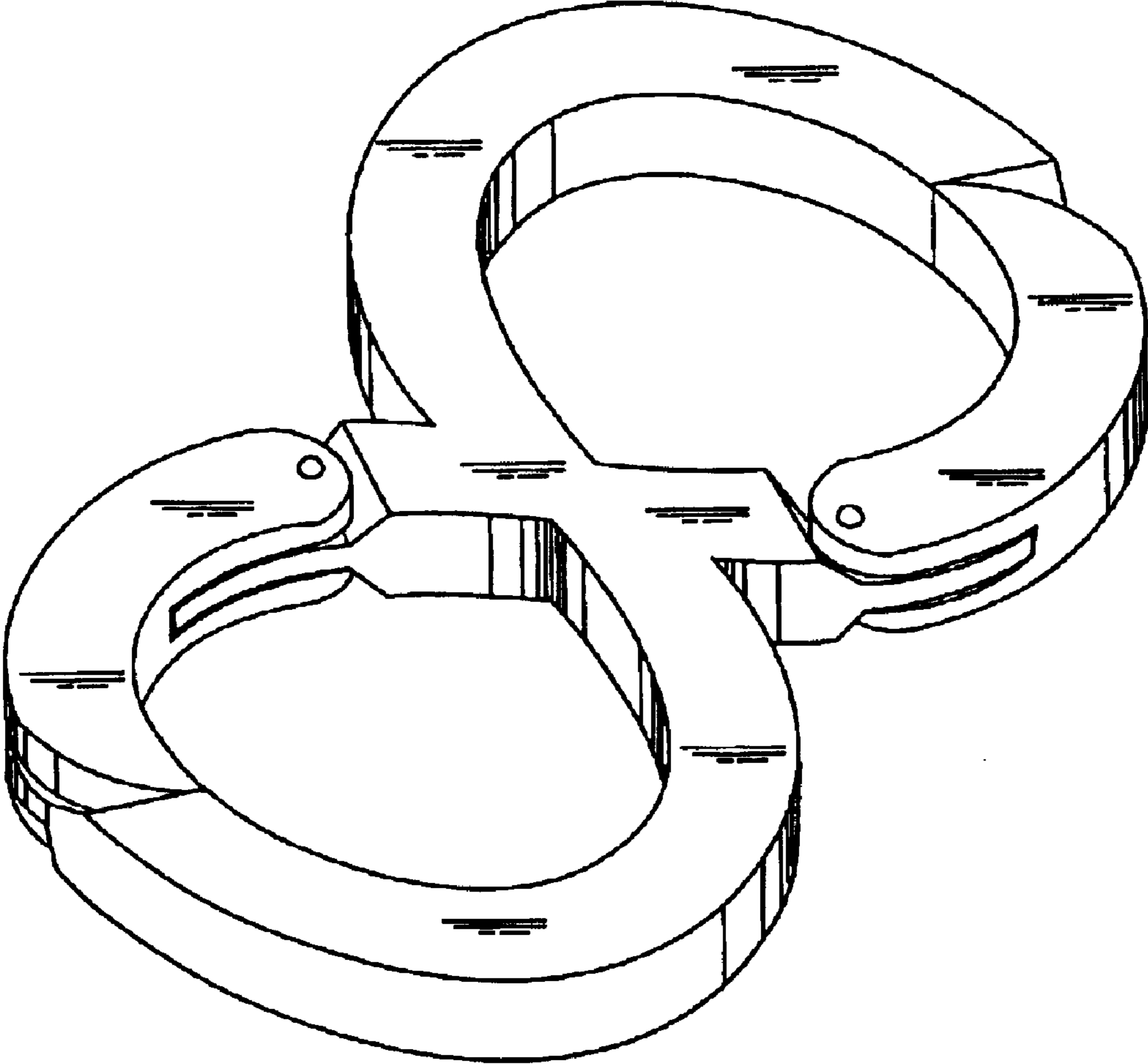


FIG. 8