

US00D492182S1

(12) **United States Design Patent**  
**Roseman**

(10) **Patent No.:** **US D492,182 S**  
(45) **Date of Patent:** **\*\* Jun. 29, 2004**

(54) **SHOWER DOOR HANDLE**

D431,994 S \* 10/2000 Libby et al. .... D8/301

(75) **Inventor:** **Richard Roseman**, Evergreen, CO  
(US)

\* cited by examiner

*Primary Examiner*—Adir Aronovich

(73) **Assignee:** **Westmount Investments Limited**,  
Nassau (BS)

(74) *Attorney, Agent, or Firm*—Chase Law Firm, L.C.

(\*\*) **Term:** **14 Years**

(57) **CLAIM**

The ornamental design for a shower door handle, as shown and described.

(21) **Appl. No.:** **29/161,432**

**DESCRIPTION**

(22) **Filed:** **May 30, 2002**

(51) **LOC (7) Cl.** ..... **08-06**

FIG. 1 is a front view of a shower door handle in accordance with the present invention;

(52) **U.S. Cl.** ..... **D8/315; D8/301**

FIG. 2 is a left side view of the shower door handle of FIG. 1;

(58) **Field of Search** ..... D8/300–305, 315–317,  
D8/318–320; 16/110.1, 111.1, 412, 413,  
415, 418, 419

FIG. 3 is a top view of the shower door handle of FIG. 1;  
FIG. 4 is a bottom view of the shower door handle of FIG. 1;

(56) **References Cited**

FIG. 5 is a right side view of the shower door handle of FIG. 1; and,

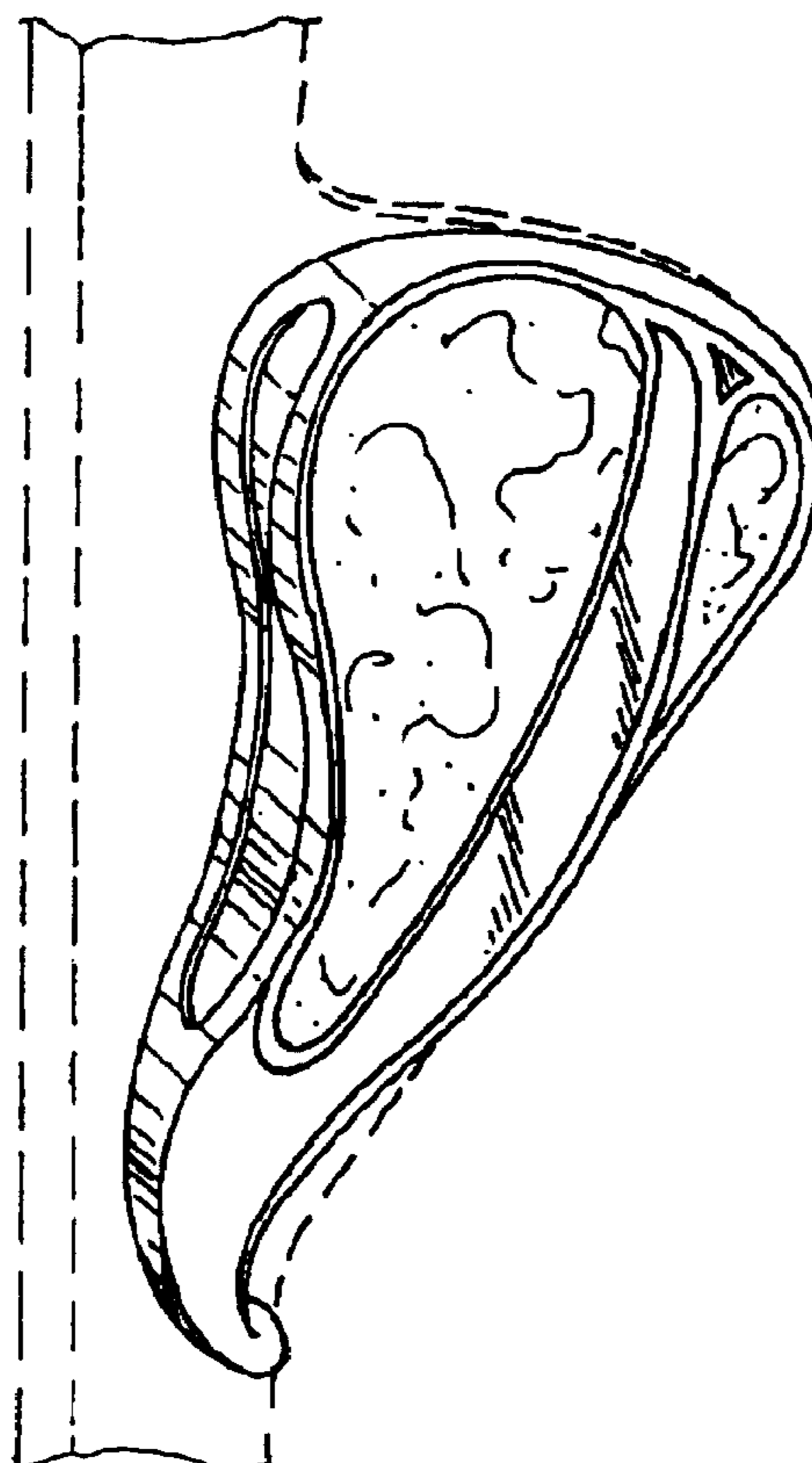
**U.S. PATENT DOCUMENTS**

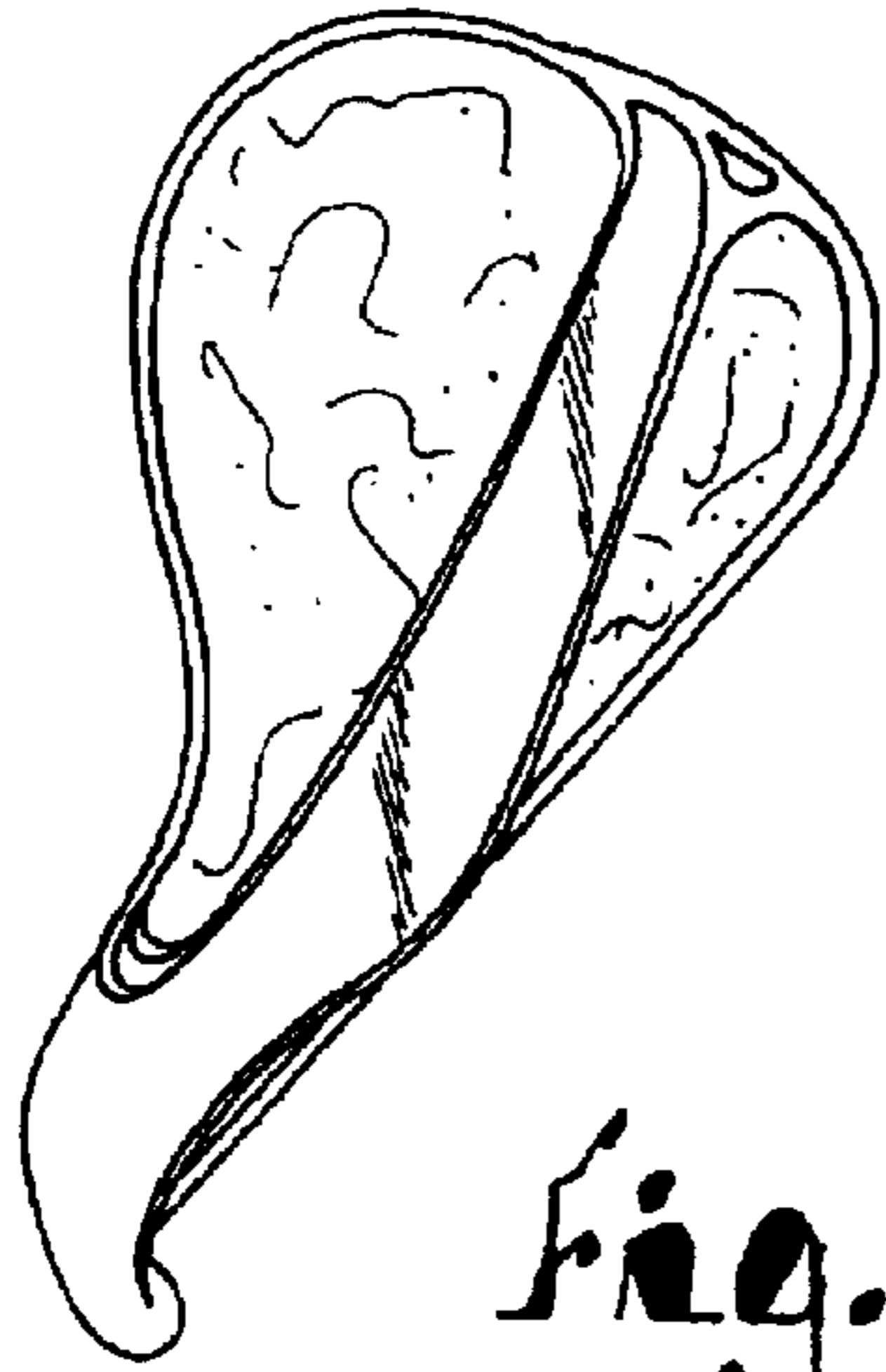
FIG. 6 is a perspective view of the shower door handle in accordance with the present invention.

- 91,861 A \* 4/1869 Darbyshire ..... D8/302
- D340,179 S \* 10/1993 Mirick et al. .... D8/301
- D340,398 S \* 10/1993 Clancy ..... D8/302
- D384,568 S \* 10/1997 Mantarakis et al. .... D8/301
- D397,604 S \* 9/1998 Libby et al. .... D8/301

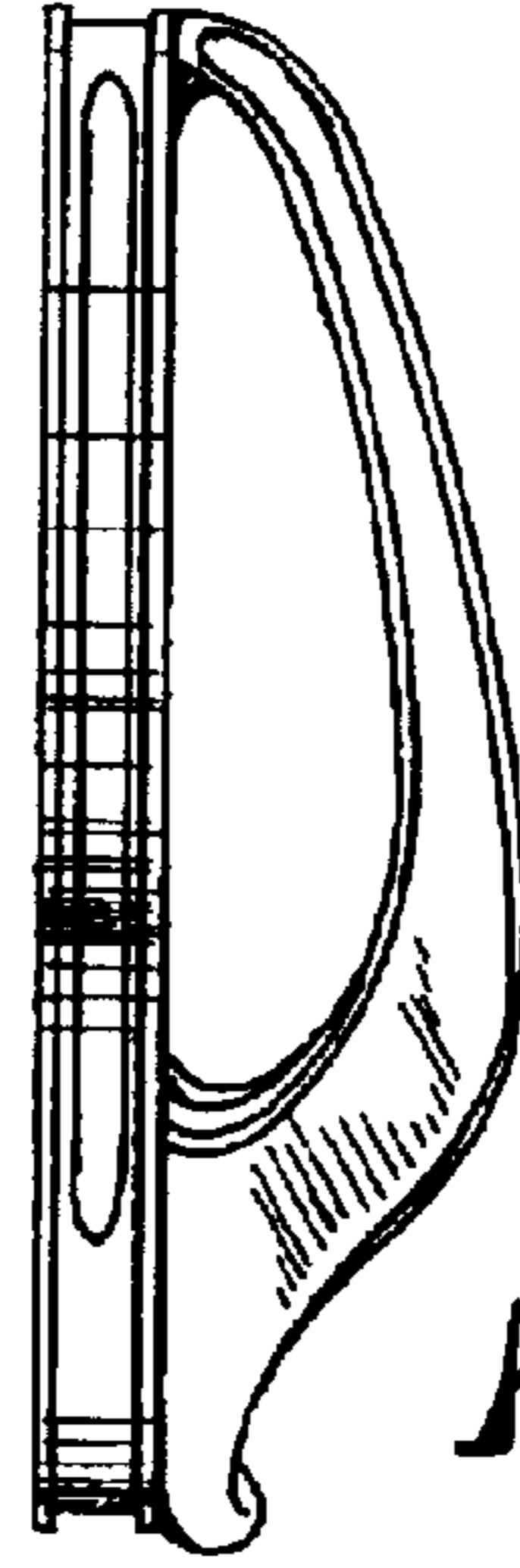
The broken lines shown in FIG. 6 are for illustrative purposes only and form no part of the claimed design.

**1 Claim, 1 Drawing Sheet**







*Fig. 1*




*Fig. 2*



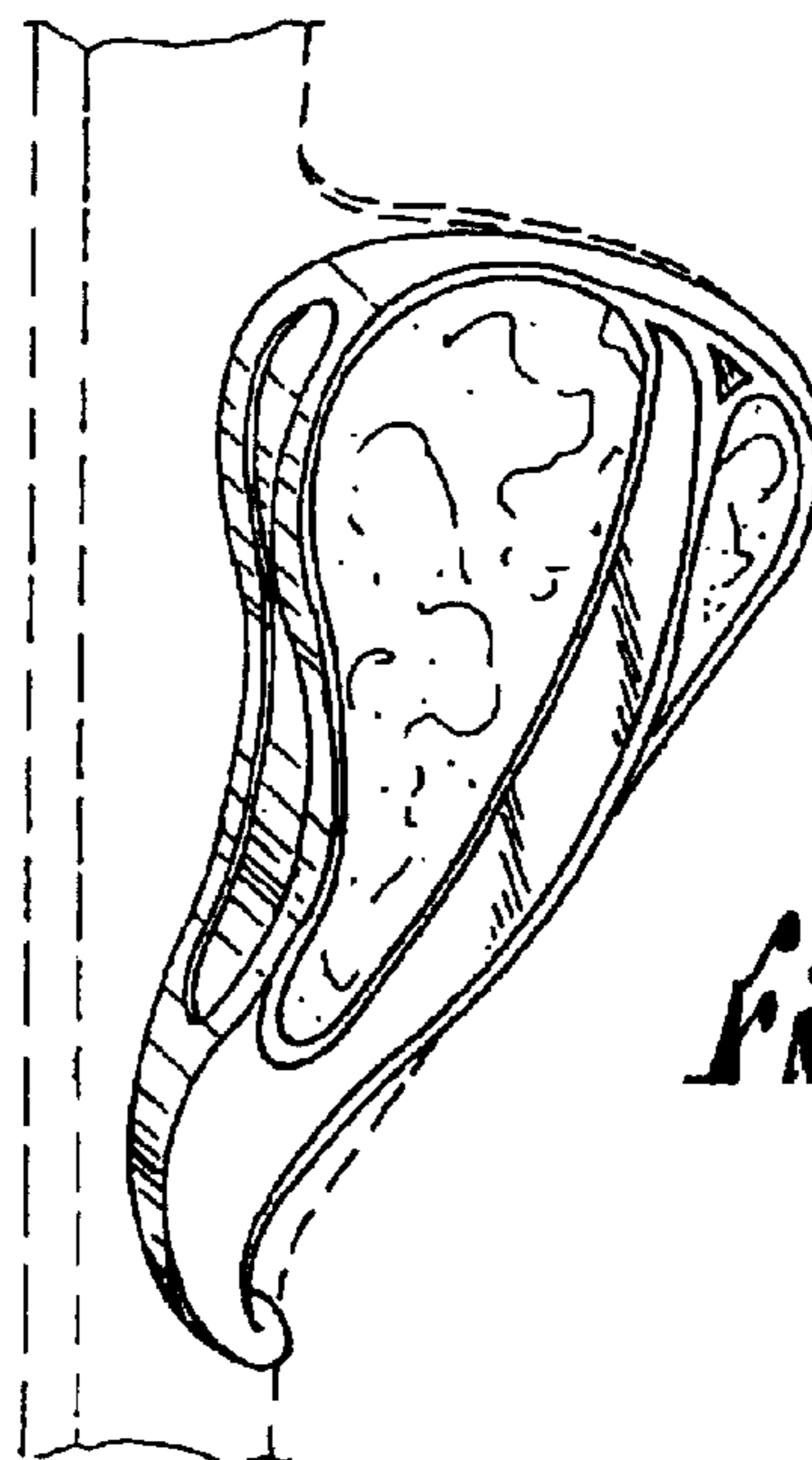
*Fig. 3*



*Fig. 4*



*Fig. 5*



*Fig. 6*