

US00D492173S1

(12) **United States Design Patent**  
**Huang**

(10) **Patent No.:** **US D492,173 S**  
(45) **Date of Patent:** **\*\* Jun. 29, 2004**

(54) **PEN-SHAPED STAPLE REMOVER**

(76) **Inventor:** **Te-Ming Huang**, 1F, No. 6, Lane 43,  
Shui-Yuan Road, Taipei (TW)

(\*\*) **Term:** **14 Years**

(21) **Appl. No.:** **29/182,337**

(22) **Filed:** **May 27, 2003**

(51) **LOC (7) Cl.** ..... **19-02**

(52) **U.S. Cl.** ..... **D8/48**; D19/36

(58) **Field of Search** ..... D8/14, 48; D19/36,  
D19/46, 51; 254/28; 401/52, 195

(56) **References Cited**

**U.S. PATENT DOCUMENTS**

709,337	A	*	9/1902	Leary	.....	D19/36
2,400,988	A	*	5/1946	Goessel	.....	254/28
3,246,875	A	*	4/1966	Hart	.....	254/28
D291,374	S	*	8/1987	Korper	.....	D19/51
D342,656	S	*	12/1993	Hochfeld et al.	.....	D8/48
D352,217	S	*	11/1994	Hochfeld et al.	.....	D8/48
D419,410	S	*	1/2000	Wilson	.....	D8/48

D448,405 S \* 9/2001 Kowalski ..... D19/36  
6,461,068 B1 \* 10/2002 Holmes ..... 401/195

\* cited by examiner

*Primary Examiner*—Adir Aronovich  
(74) *Attorney, Agent, or Firm*—Birch, Stewart, Kolasch &  
Birch, LLP


(57) **CLAIM**


The ornamental design for a pen-shaped staple remover, as shown and described.

**DESCRIPTION**


FIG. 1 is a front perspective view of a pen-shaped staple remover showing my new design;  
FIG. 2 is a front elevational view thereof;  
FIG. 3 is a rear elevational view thereof;  
FIG. 4 is a left side elevational view thereof;  
FIG. 5 is right side elevational view thereof;  
FIG. 6 is a top view thereof;  
FIG. 7 is a bottom view thereof; and,  
FIG. 8 is a rear perspective view thereof with a cap removed.

**1 Claim, 8 Drawing Sheets**







**FIG. 1**




**FIG. 2**



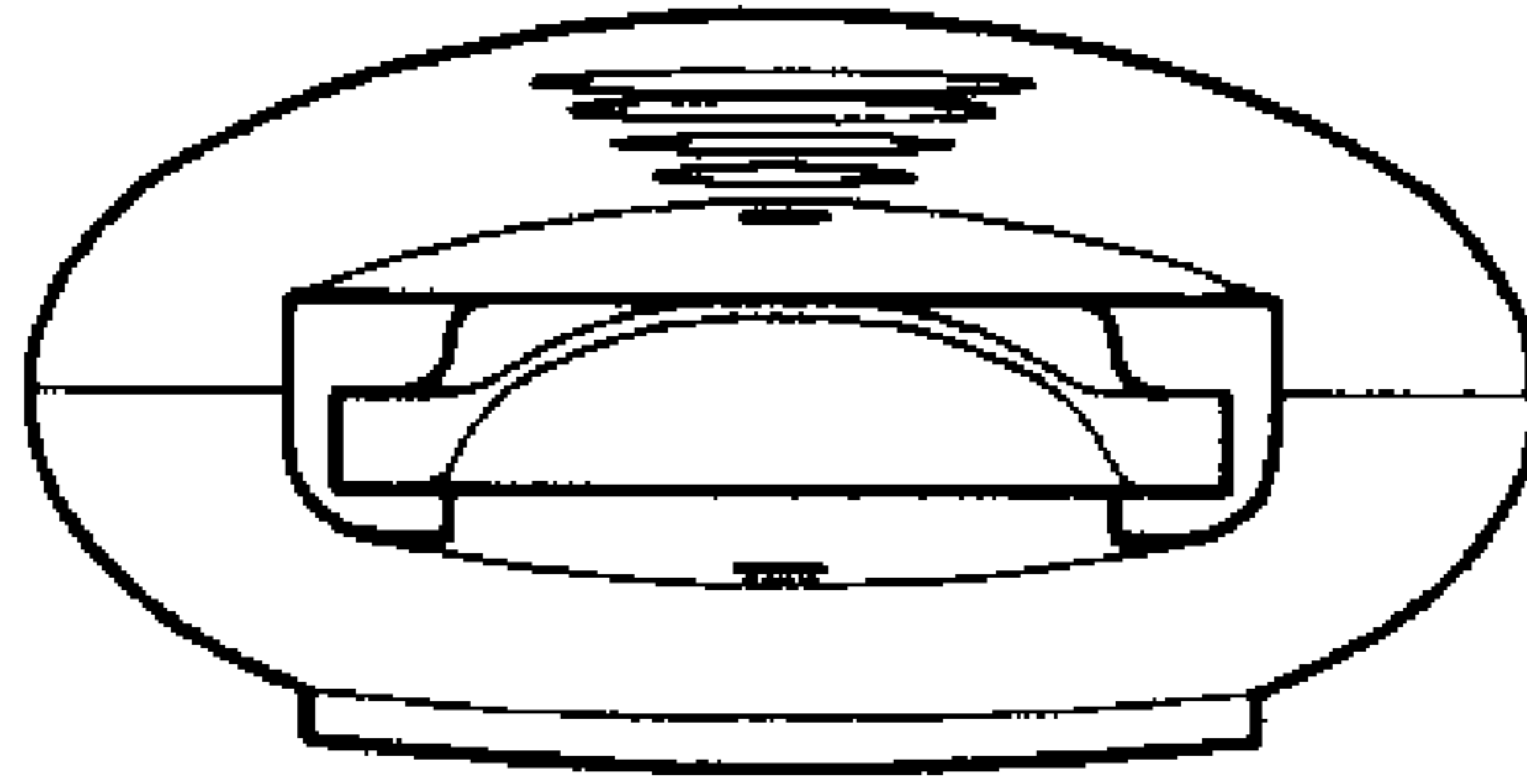
**FIG. 3**



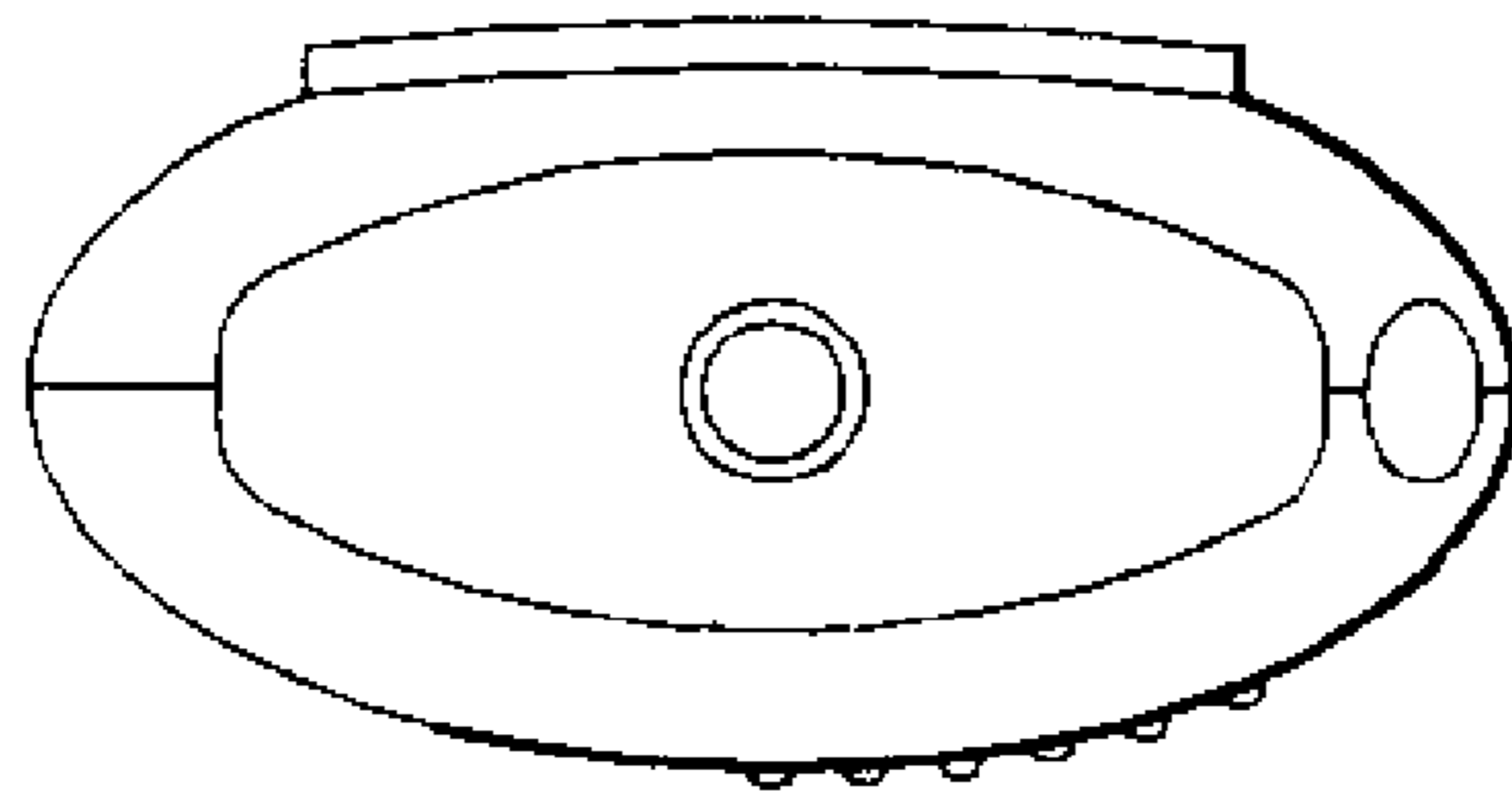
**FIG. 4**



**FIG. 5**

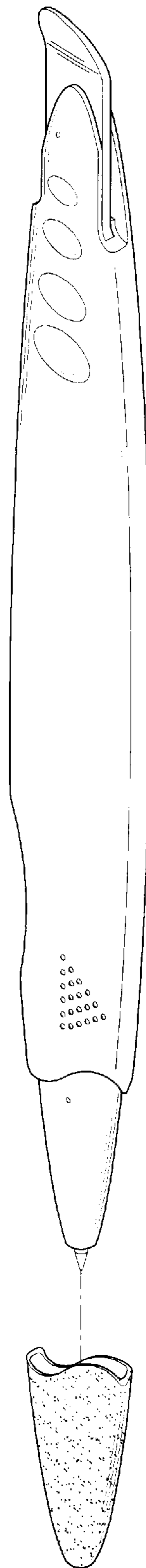


**FIG. 6**



**FIG. 7**





**FIG. 8**