

US00D492166S1

(12) **United States Design Patent** (10) **Patent No.:** **US D492,166 S**
Kaposi (45) **Date of Patent:** **** Jun. 29, 2004**

(54) **COMBINED CUTTING BOARD AND KNIFE SHARPENER**

(75) Inventor: **Sascha Kaposi**, Tacoma, WA (US)

(73) Assignee: **Progressive International Corp.**, Kent, WA (US)

(**) Term: **14 Years**

(21) Appl. No.: **29/178,086**

(22) Filed: **Mar. 19, 2003**

(51) **LOC (7) Cl.** **07-04**

(52) **U.S. Cl.** **D7/698**

(58) **Field of Search** D7/698, 667; 269/289 R, 269/15, 297, 298, 315, 302.1; D8/93, 91

(56) **References Cited**

U.S. PATENT DOCUMENTS

3,797,334 A * 3/1974 Sinclair 76/88
D348,374 S * 7/1994 Dandurand D7/698

* cited by examiner

Primary Examiner—Lisa Lichtenstein

(74) *Attorney, Agent, or Firm*—Black Lowe & Graham, PLLC

(57) **CLAIM**

I claim the ornamental design of the combined cutting board and knife sharpener, as shown and described.

DESCRIPTION

FIG. 1 is a perspective view of a combined cutting board and knife sharpener;

FIG. 2 is a front view of a combined cutting board and knife sharpener;

FIG. 3 is a back view of a combined cutting board and knife sharpener;

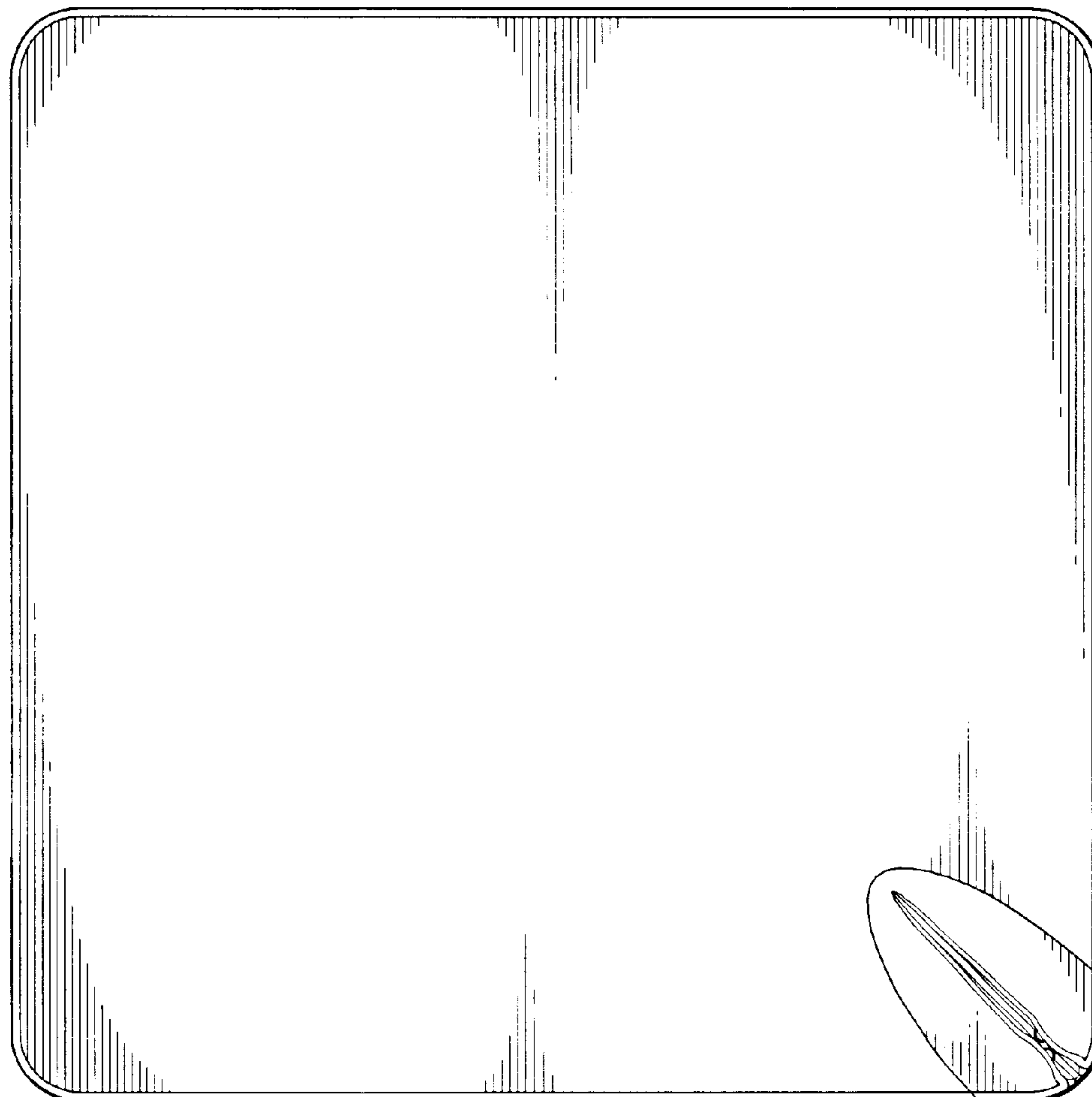
FIG. 4 is a right side view of a combined cutting board and knife sharpener;

FIG. 5 is a left side view of a combined cutting board and knife sharpener;

FIG. 6 is a top view of a combined cutting board and knife sharpener; and,

FIG. 7 is a bottom view of a combined cutting board and knife sharpener.

1 Claim, 2 Drawing Sheets



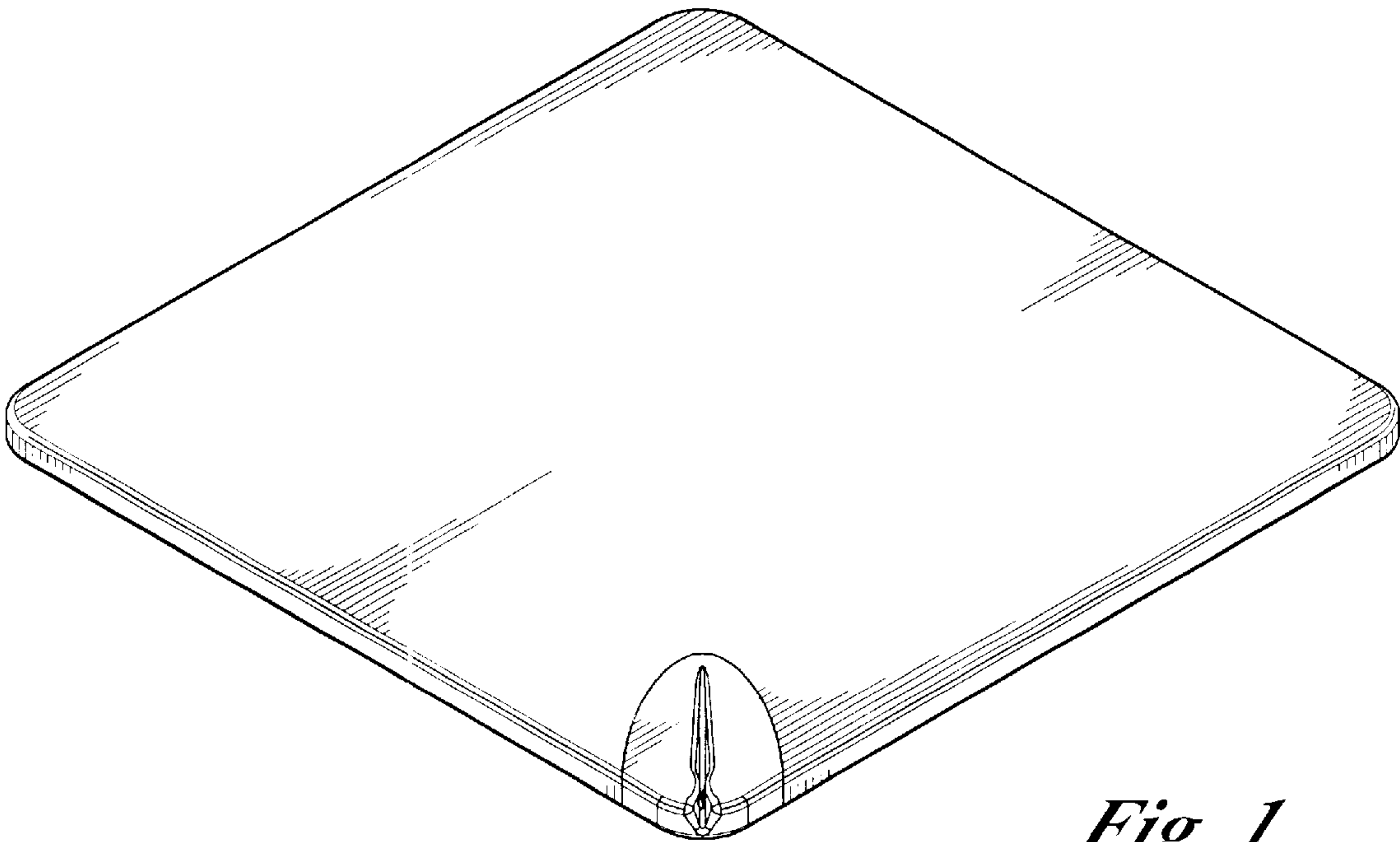


Fig. 1.




Fig. 2.



Fig. 3.

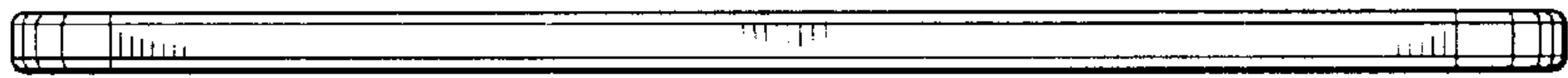


Fig. 4.



Fig. 5.




Fig. 6.




Fig. 7.