

US00D492164S1

(12) **United States Design Patent**  
**Robinson**

(10) **Patent No.:** **US D492,164 S**  
(45) **Date of Patent:** **\*\* Jun. 29, 2004**

(54) **NUTCRACKER**

D304,891 S 12/1989 Borromeo  
D347,555 S 6/1994 Steinbach ..... D7/680  
D461,377 S \* 8/2002 Law ..... D7/680

(76) **Inventor:** **Paul P. Robinson**, 217 River Bend Dr.,  
Chesterfield, MO (US) 63017

\* cited by examiner

(\*\*) **Term:** **14 Years**

*Primary Examiner*—Terry A. Wallace

(21) **Appl. No.:** **29/189,332**

(74) *Attorney, Agent, or Firm*—Haverstock, Garrett &  
Roberts LLP

(22) **Filed:** **Sep. 3, 2003**

(57) **CLAIM**

(51) **LOC (7) Cl.** ..... **07-06**

The ornamental design for a nutcracker, as shown and  
described.

(52) **U.S. Cl.** ..... **D7/680**

(58) **Field of Search** ..... D7/680, 686, 687;  
30/120.1–120.5; D27/192; D10/73; 99/568–582

**DESCRIPTION**

(56) **References Cited**

**U.S. PATENT DOCUMENTS**

D83,881 S \* 4/1931 Skogman et al. .... D7/680  
D141,865 S \* 7/1945 Smith ..... D7/680  
D160,494 S \* 10/1950 Hagen ..... D7/680  
D243,232 S \* 2/1977 Kuenzig ..... D10/73  
D250,209 S \* 11/1978 Herman et al. .... D27/192

FIG. 1 is a perspective view of my new ornamental design;  
FIG. 2 is a front view of my new ornamental design;  
FIG. 3 is a left side view of my new ornamental design;  
FIG. 4 is a rear view of my new ornamental design;  
FIG. 5 is a right side view of my new ornamental design;  
FIG. 6 is a top view of my new ornamental design; and,  
FIG. 7 is a bottom view of my new ornamental design.

**1 Claim, 2 Drawing Sheets**





Fig. 3




Fig. 2

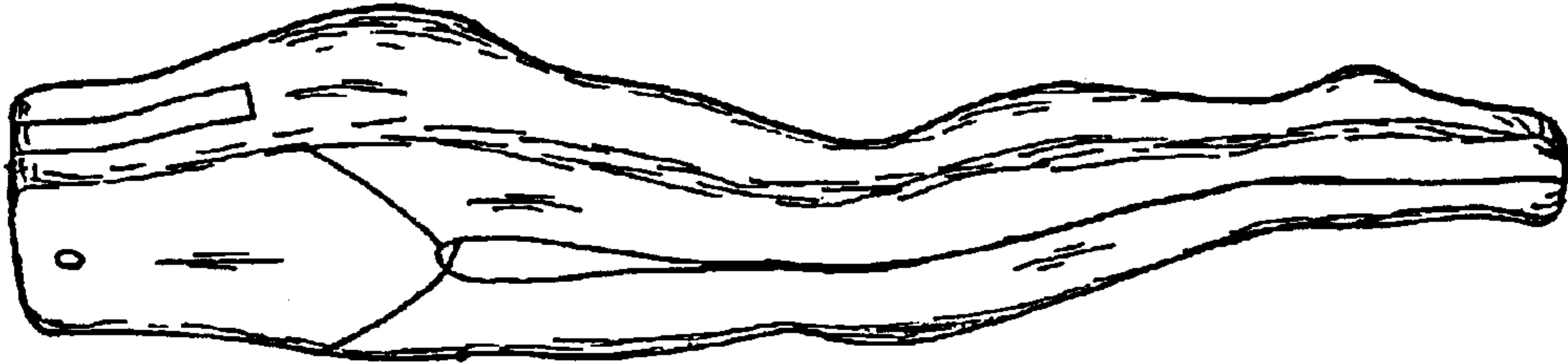
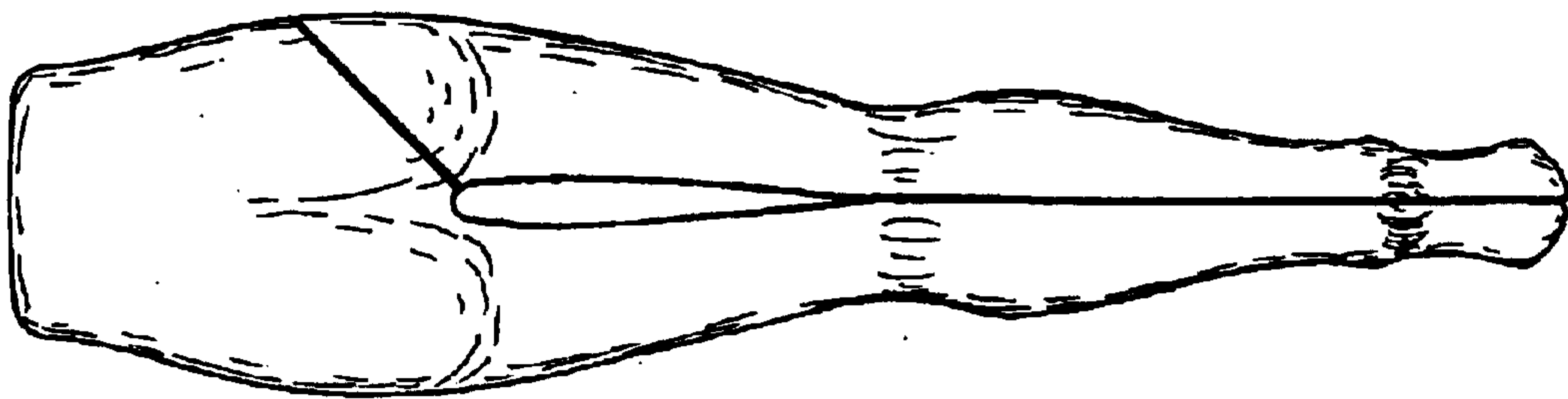


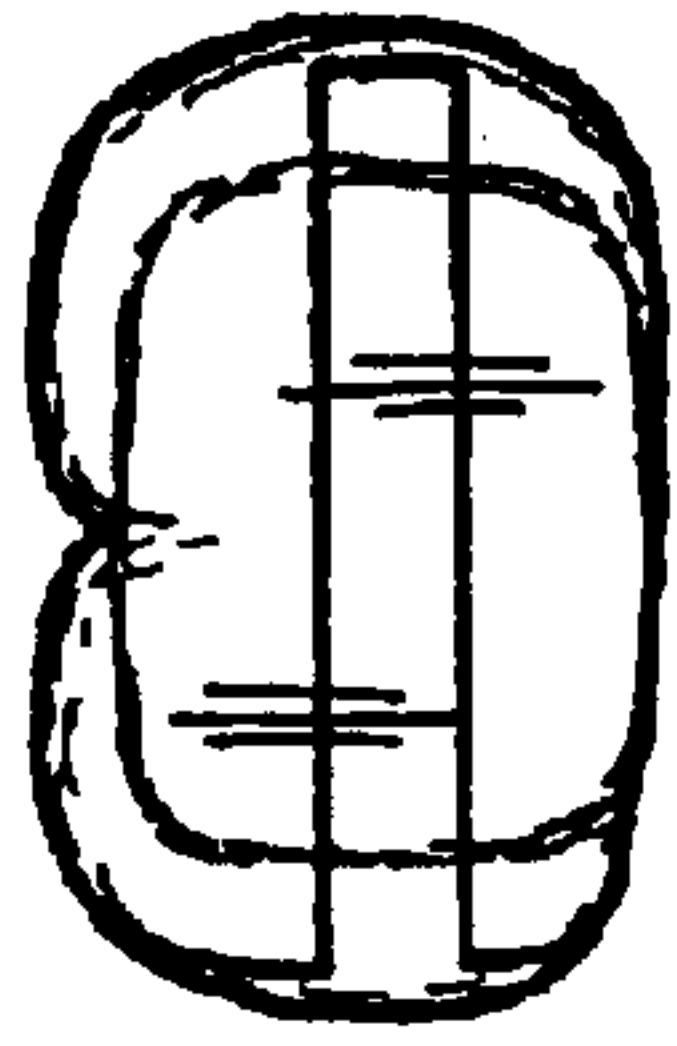
Fig. 1




*Fig. 4*



*Fig. 5*



*Fig. 6*



*Fig. 7*