

US00D492162S1

(12) **United States Design Patent** (10) **Patent No.:** **US D492,162 S**
Wong et al. (45) **Date of Patent:** **** Jun. 29, 2004**

(54) **BATTERY POWERED KNIFE**
 (75) Inventors: **Steve Wong**, Kowloon Bay (CN);
David Bean, St. Joseph, MI (US);
Neville Glenn, Brighton (CA); **William Rakocy**, Madison, CT (US)

D302,785 S * 8/1989 Cunningham D8/64
 D317,846 S * 7/1991 van Asten D7/646
 5,230,155 A 7/1993 Pai
 5,590,469 A 1/1997 Hoover et al.
 D431,972 S * 10/2000 Naft et al. D7/646
 D460,326 S * 7/2002 Wong et al. D7/646
 2002/0178589 A1 * 12/2002 Wong et al. 30/277.4
 2003/0192191 A1 * 10/2003 Wong 30/277.4

(73) Assignee: **International Concepts, Inc.**, St. Joseph, MI (US)

(**) Term: **14 Years**

(21) Appl. No.: **29/182,237**

(22) Filed: **May 22, 2003**

Related U.S. Application Data

(63) Continuation of application No. 29/161,220, filed on May 24, 2002, now abandoned.

(51) **LOC (7) Cl.** **07-03**

(52) **U.S. Cl.** **D7/646**

(58) **Field of Search** D7/646; D8/36,
 D8/41, 61, 64, 69; 30/272.1, 277.4, 393

(56) **References Cited**

U.S. PATENT DOCUMENTS

D201,437 S * 6/1965 Hall D7/646
 3,300,858 A * 1/1967 Young 30/277.4
 3,337,954 A 8/1967 Robison
 3,432,702 A 3/1969 Chambers
 3,533,600 A 10/1970 Gerson
 3,679,958 A 7/1972 Chambers
 3,934,340 A 1/1976 Jones et al.
 4,104,795 A 8/1978 Lopic
 4,191,917 A 3/1980 Brown et al.
 4,631,827 A 12/1986 Moores

OTHER PUBLICATIONS

Catalog, "American Angler: More power—faster cutting", 4 pages, undated.

[http://www.basspro-shops.com/servlet/catalog.TextId?hvarTextId=15929&hvarDept=100&hvarEv . . .](http://www.basspro-shops.com/servlet/catalog.TextId?hvarTextId=15929&hvarDept=100&hvarEv...), "Bass Pro Shops Outdoors Online Shopping", 1 page, Sep. 13, 2001.

* cited by examiner

Primary Examiner—Caron D. Veynar

(57) **CLAIM**

We claim the ornamental design for the battery powered knife, as shown and described.

DESCRIPTION

FIG. 1 is a perspective view of the battery powered knife; FIGS. 2 and 3 are right and left plans views, respectively, of the battery powered knife of FIG. 1;

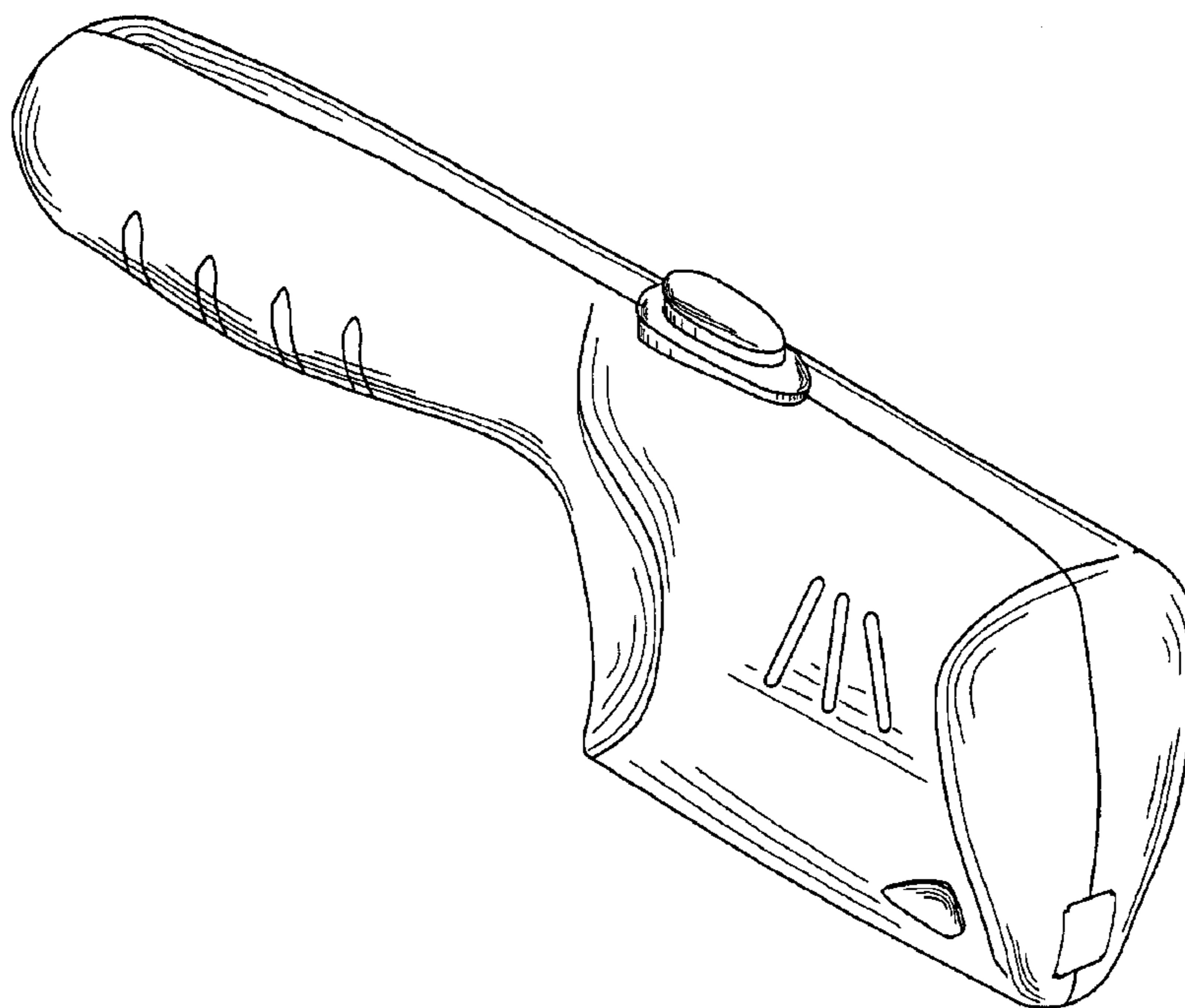
FIG. 4 is a top plan view of the battery powered knife of FIG. 1;

FIG. 5 is a lower plan view of the battery powered knife of FIG. 1;

FIG. 6 is a front end view of the battery powered knife of FIG. 1; and,

FIG. 7 is a rear plan view of the battery powered knife of FIG. 1.

1 Claim, 6 Drawing Sheets



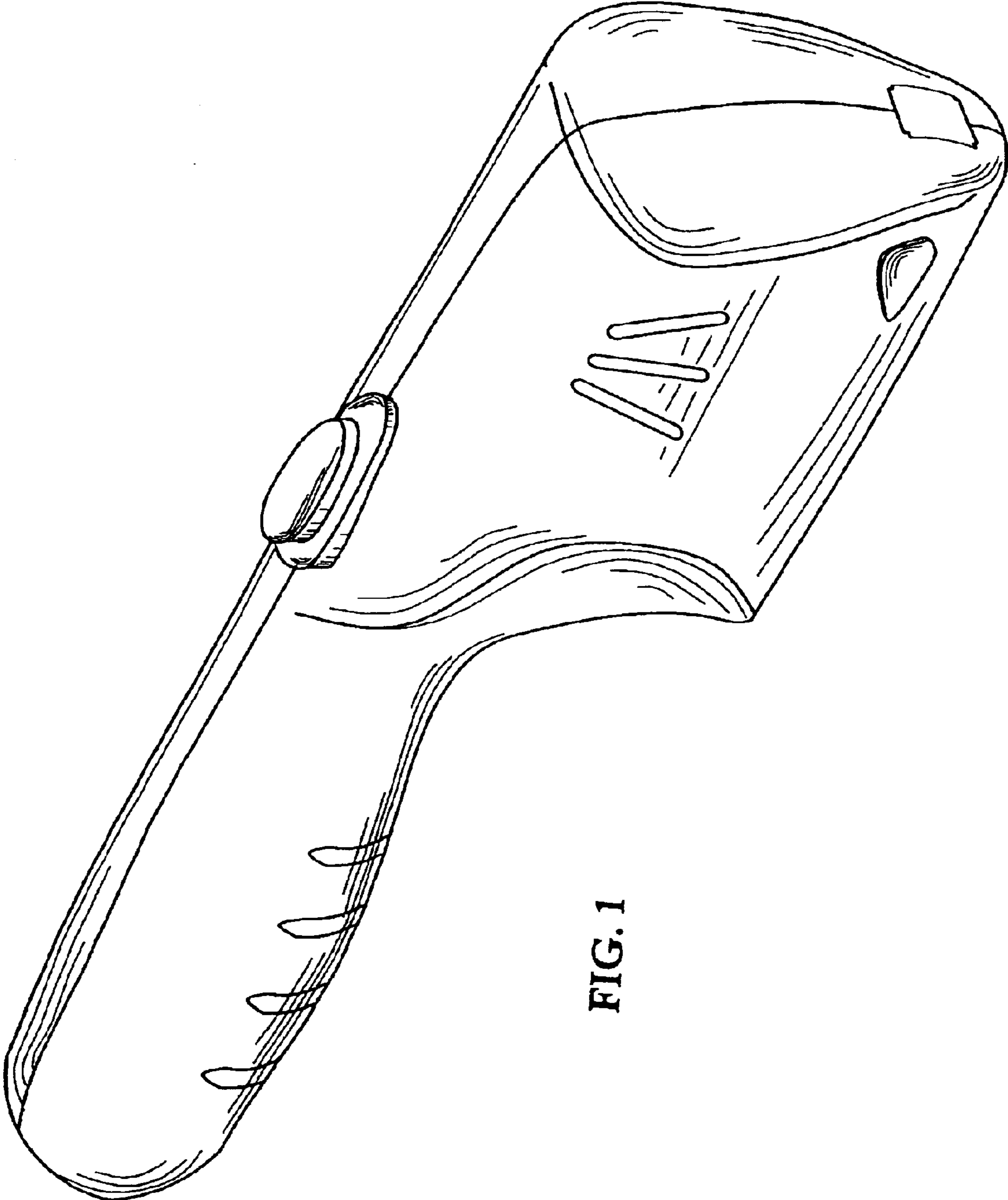


FIG. 1

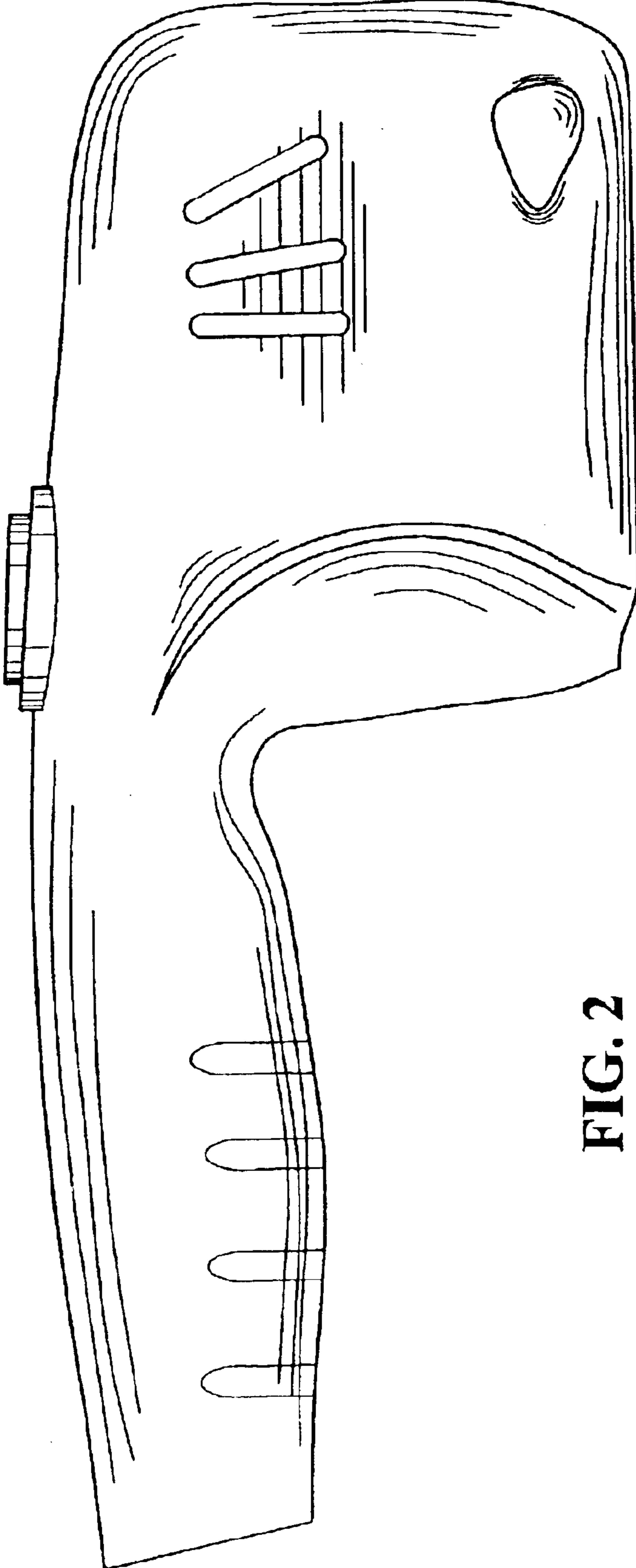


FIG. 2

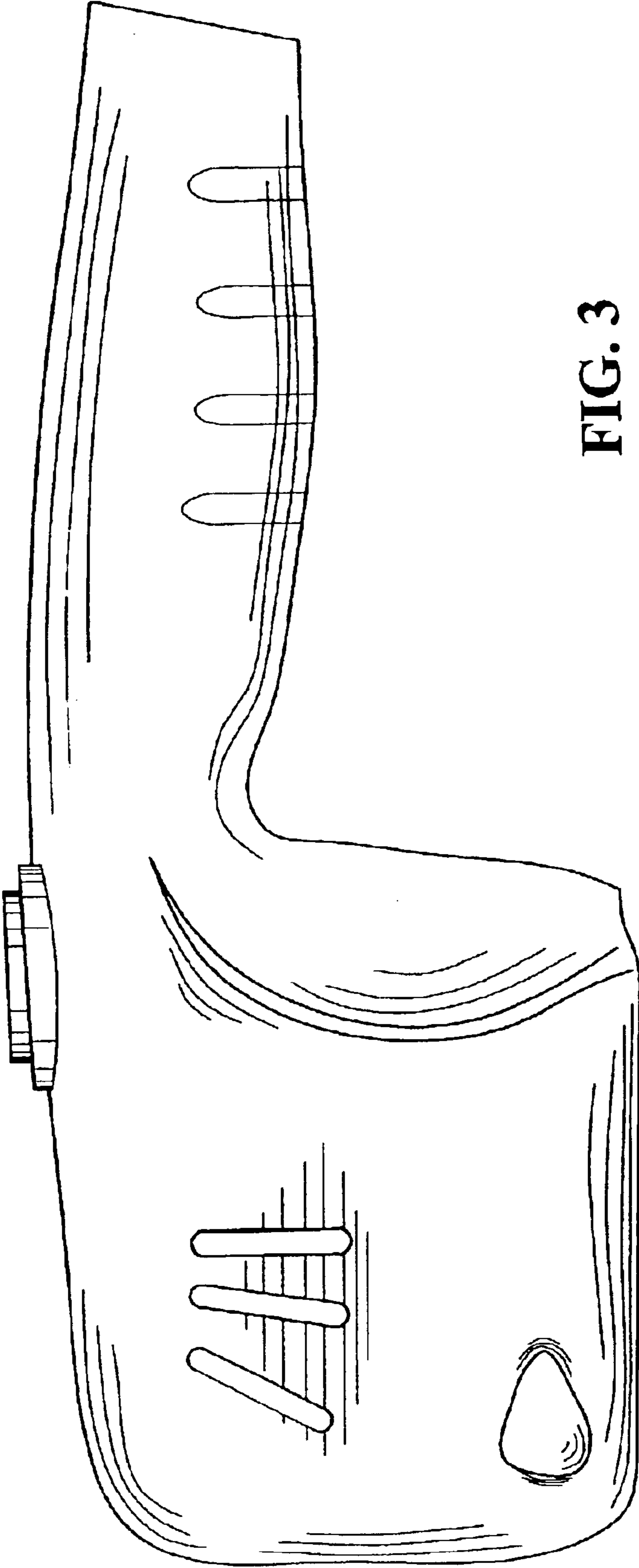


FIG. 3

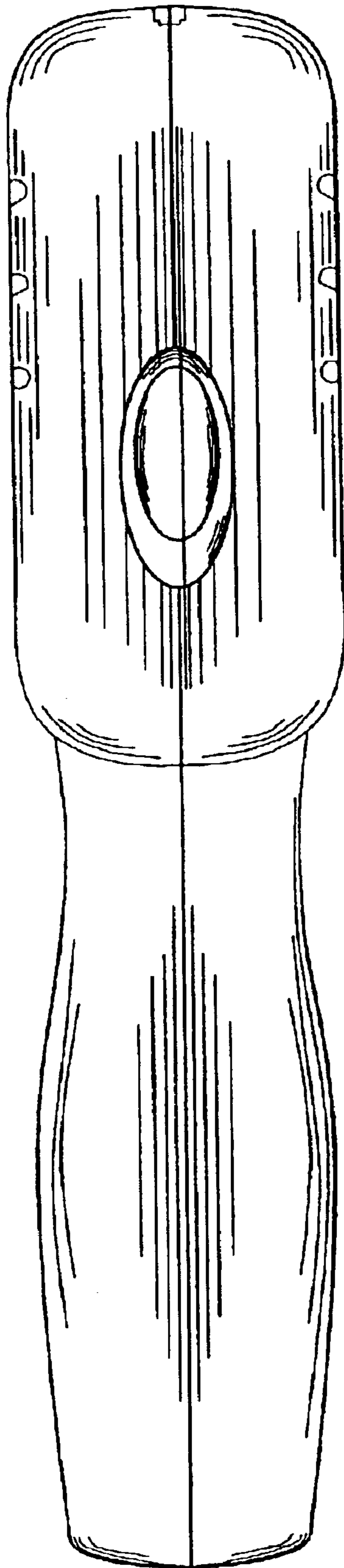


FIG. 4

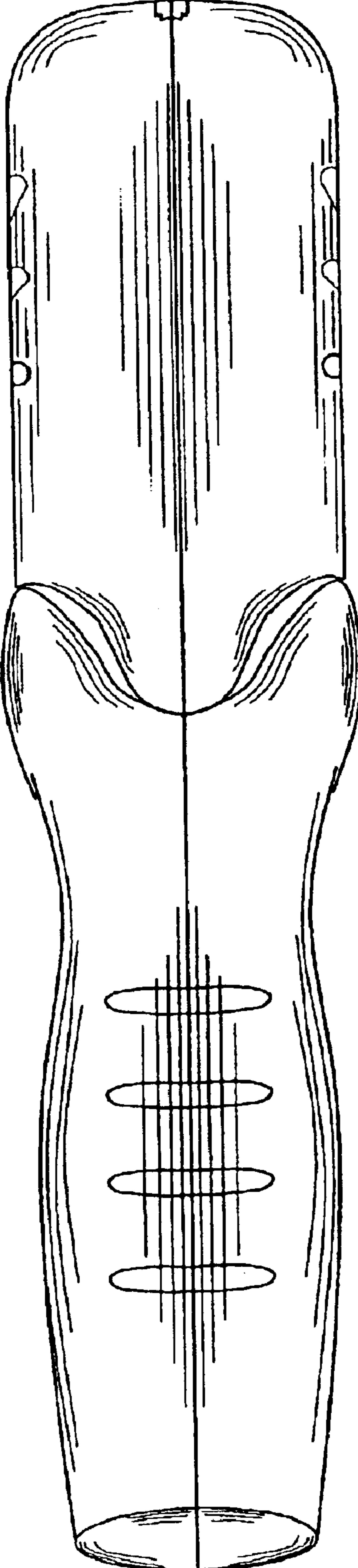


FIG. 5

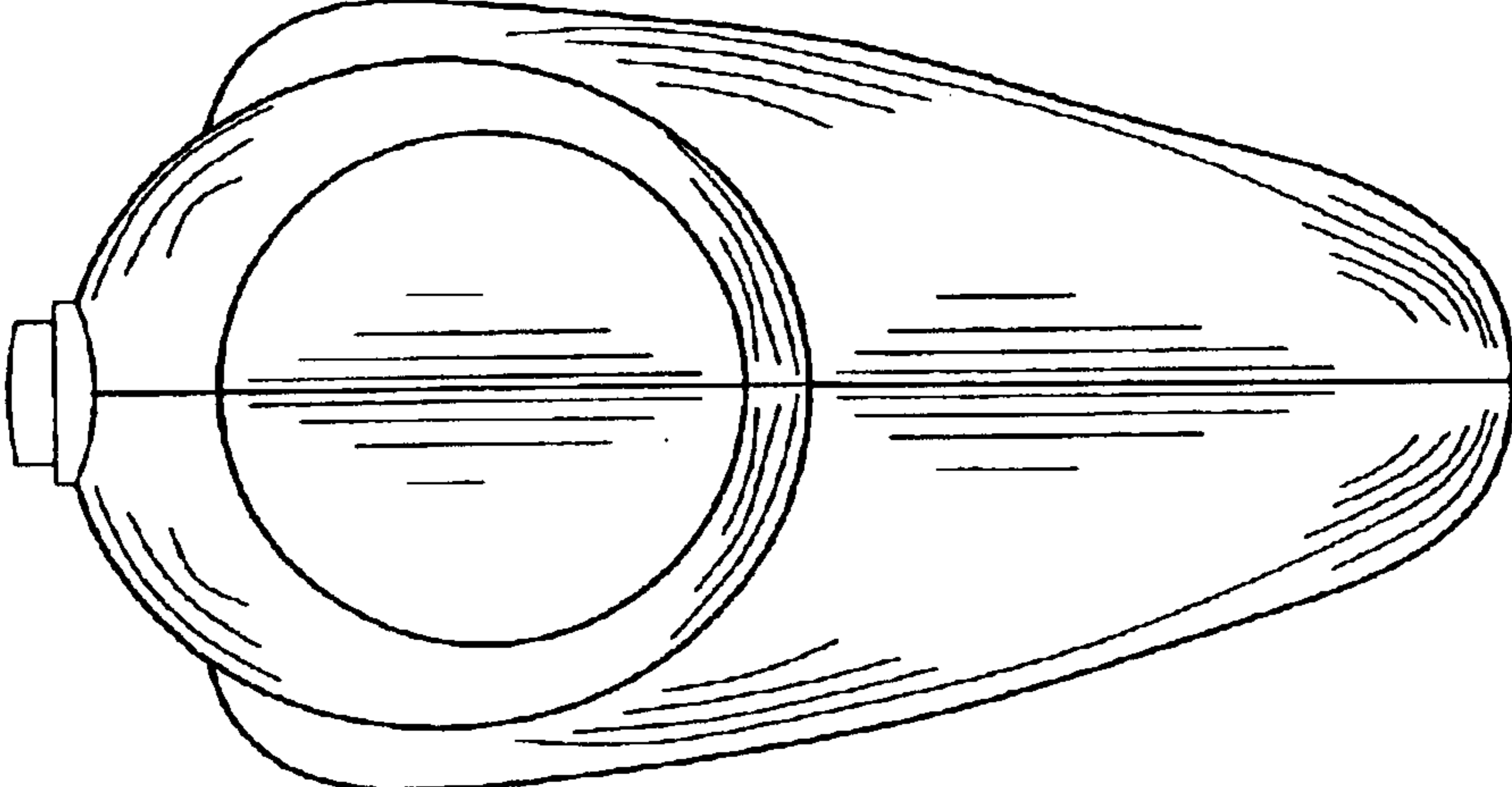


FIG. 6

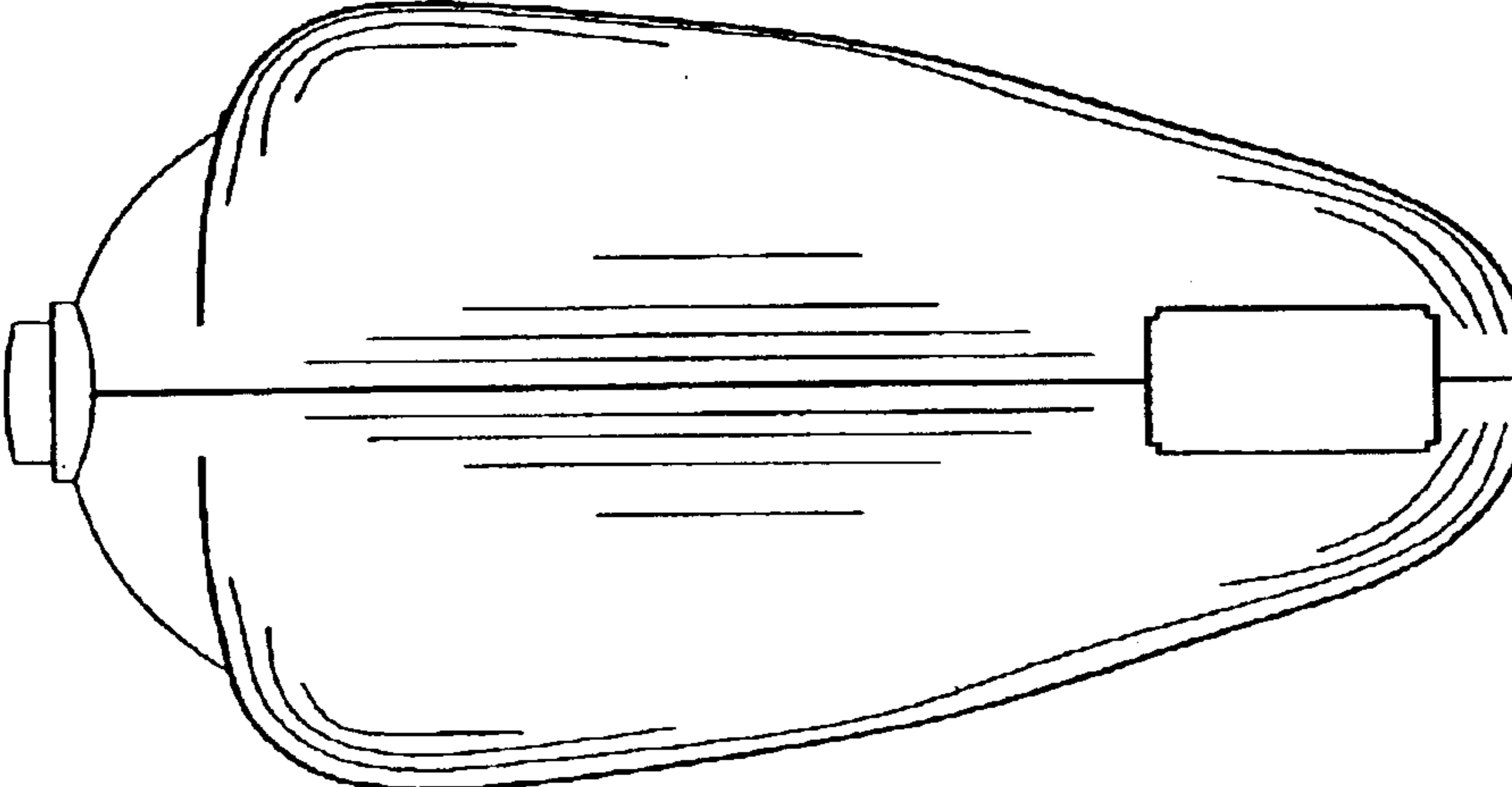


FIG. 7